United Water
CONSERVATION DISTRICT

Board of Directors
Sheldon G. Berger, President
Lynn E. Maulhardt, Vice President
Catherine P. Keeling, Secretary/Treasurer
Keith Ford
Mohammed A. Hasan
Steve Huber
Gordon Kimball

General Manager
Mauricio E. Guardado, Jr.

Legal Counsel
David D. Boyer

AGENDA
WATER RESOURCES COMMITTEE

Tuesday, July 2, 2024, at 9:00 a.m.
UWCD Headquarters, First Floor, Board Room
1701 N. Lombard Street, Oxnard, CA 93030

ROLL CALL

1. **Public Comment**
   Information Item
   The public may comment on any matter not on the agenda within the jurisdiction of the Committee. All comments are subject to a five-minute time limit.

2. **Approval of Minutes**
   Motion
   Approve the minutes from the April 30, 2024, Water Resources Committee meeting.

3. **Summary and Update on District Surface Water Conditions** (Dr. Bram Sercu)
   Information Item
   Staff will present a summary of reservoir releases and diversions to date during water year 2024 and provide an update on current hydrologic conditions in the Santa Clara River watershed.

4. **Update on Water Supply and Demand Trends in the Oxnard and Pleasant Valley Basins** (Patrick O'Connell)
   Information Item
   Staff will present an updated review of water use trends for the Oxnard and Pleasant Valley basins based on updated data available through water year 2023.

5. **Summary of Groundwater Modeling Conducted by United to Support FCGMA's 5-Year GSP Updates for Oxnard, Pleasant Valley Basins, and West Las Posas**
   (Dr. Jason Sun)
   Information Item
   Staff will present an overview and highlight key results of the groundwater modeling and related activities conducted by United staff over the past several months. This work supports the Fox Canyon Groundwater Management Agency's 5-year updates of their groundwater sustainability plans for the Oxnard, Pleasant Valley, and West Las Posas Basins.

6. **Water Resources Department and GSA Activities Update** (John Lindquist)
   Information Item
   Staff will present a summary of Water Resources Department activities and respond to comments on the most recent Water Resources Department staff report.

7. **Future Agenda Items**

The Committee will suggest topics or issues for discussion at future meetings.

ADJOURNMENT

The Americans with Disabilities Act provides that no qualified individual with a disability shall be excluded from participating in, or denied the benefits of, the District's services, programs or activities because of any disability. If you need special assistance to participate in this meeting, or if you require agenda material in an alternative format, please contact the District's offices at (805) 525-4431. Notification of at least 48 hours prior to the meeting will enable the District to make appropriate arrangements.

Approved: FOR MEG

Mauricio E. Guardado, Jr., General Manager

Dr. Maryam Bral, Chief Engineer

This agenda was posted Thursday, June, 27, 2024, at 2:30 p.m. at United Water Conservation District Headquarters, Oxnard, CA and www.unitedwater.org.

Vanessa Vasquez, Clerk of the Committee

Board of Directors
Sheldon G. Berger, President
Lynn E. Maulhardt, Vice President
Catherine P. Keeling, Secretary/Treasurer
Keith Ford
Mohammed A. Hasan
Steve Huber
Gordon Kimball

General Manager
Mauricio E. Guardado, Jr.

Legal Counsel
David D. Boyer

MINUTES
WATER RESOURCES COMMITTEE

Tuesday, April 30, 2024, at 9:00 a.m.
UNITED WATER CONSERVATION DISTRICT
Boardroom, 1701 N. Lombard Street, Oxnard CA 93030

OPEN SESSION
The meeting was called to order at 9:05 a.m.

ROLL CALL
Two committee members were present (Kimball and Hasan). One seat is currently vacant.

1. Public Comment
No public speakers.

2. Approval of Minutes
Motion

Action: M/S/C (Kimball, Hasan) to approve the March 5, 2024, minutes.

Vote: Ayes: Kimball and Hasan; Noes: None; Absent: None

3. Summary and Update on District Surface Water Conditions (Dr. Bram Sercu)
Senior Hydrologist Bram Sercu presented a summary of reservoir releases and diversions to date during water year 2024 and provided an update on current hydrologic conditions in the Santa Clara River watershed (presentation attached).

Director Hasan asked about the composition of silt in our basins. Dr. Bram explained how diversions play a role in whether silt can make its way into our recharge basin and how the use of flocculent could maximize settling. Water Resources Supervisor John Lindquist added that sediment is frequently misidentified as clay.

4. Overview of Federal (EPA) Final National Primary Drinking Water Regulation for Six Per- and Polyfluoroalkyl Substances (PFAS) dated April 10, 2024, and Relevance to United Water Conservation District's Operations (Kathleen Kuepper)
Hydrogeologist Kathleen Kuepper presented an overview of key elements of the new EPA regulations for PFAS compounds, detections of PFAS in the Forebay area of the Oxnard Basin, and relevance of the new regulations to operation of United's El Rio well field and OH water-supply system.

Director Kimball asked about the PFAS compound limits of four parts per trillion and what the reasonable errors were on a lab sample. Further discussion ensued on what would occur if detected concentrations were to exceed the Maximum Contaminant Level (MCL) of 4 nanograms per liter and how this would trigger a public notice of contamination and the removal/treatment of the contaminated water source. Dr. Bral noted that Reverse Osmosis

and Ion Exchange were proven methods of treating PFAS. Chris Coppinger added a public notice followed by removal/treatment would be standard procedure if exceedances of PFAS MCLs were detected.

5. Water Resources Department and GSA Activities Update (John Lindquist)
Water Resources Supervisor Lindquist presented the department updates.

Mr. Lindquist asked for feedback from the Committee on what to present to the Board. Director Hasan would like to see a condensed version of Ms. Kuepper's presentation go to the full Board.

FUTURE AGENDA ITEMS

No future agenda items.

ADJOURNMENT

The meeting was adjourned at 10:00 a.m.

I certify that the above is a true and correct copy of the Minutes of the Water Resources Committee Meeting of April 30, 2024.

ATTEST: _____
Mohammed A. Hasan, Director

United Water CONSERVATION DISTRICT

3. SUMMARY AND UPDATE ON DISTRICT SURFACE WATER CONDITIONS

Presented by: Bram Sercu, Senior Hydrologist
Water Resources Committee Meeting
April 30, 2024



1

Seasonal Rainfall

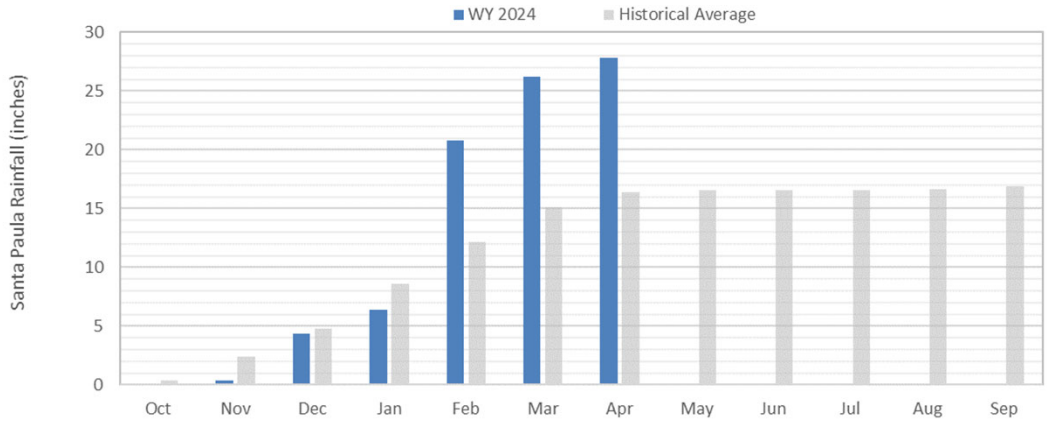

2

2

Watershed Conditions

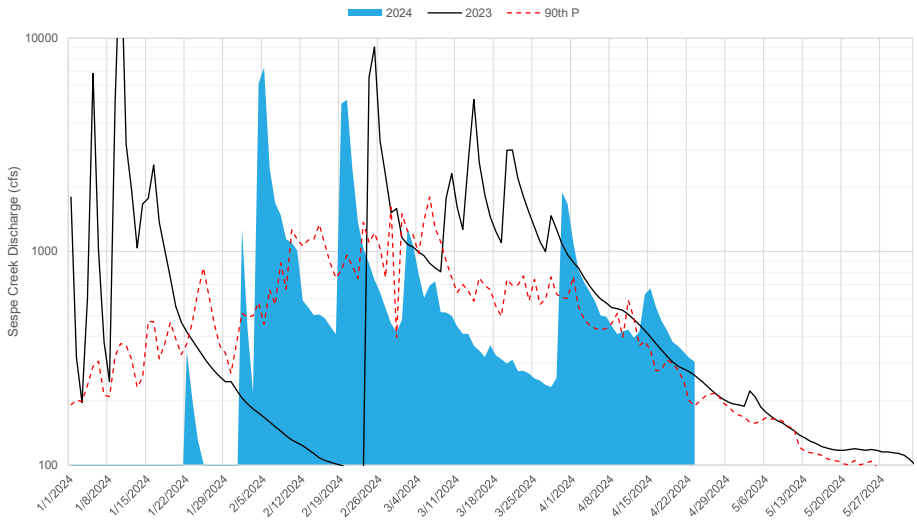

3

3

2024 Diversions

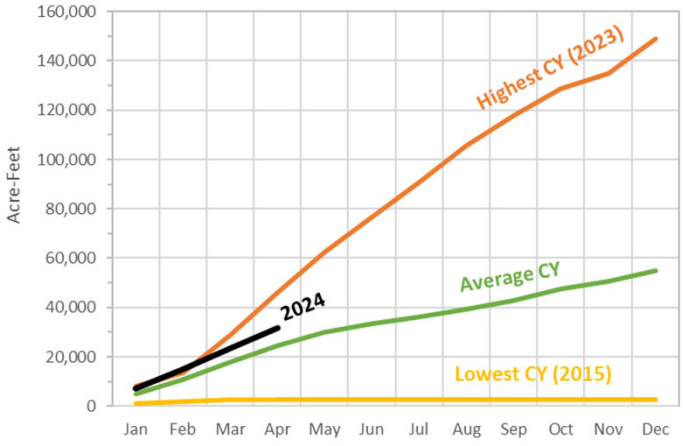

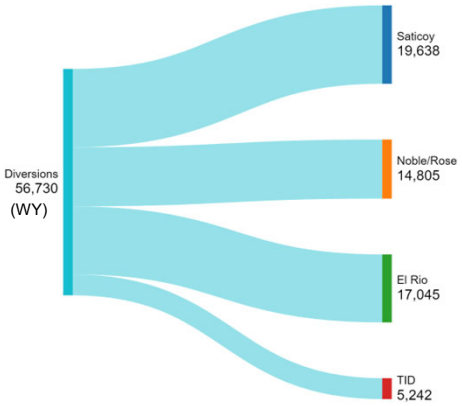

4

4

Jan-April Operations Summary

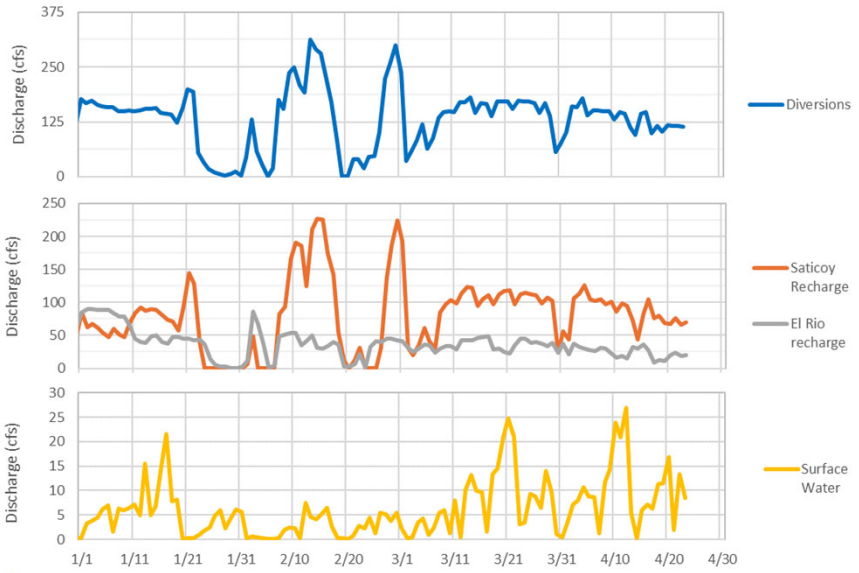

5

5

Forebay Groundwater Depth

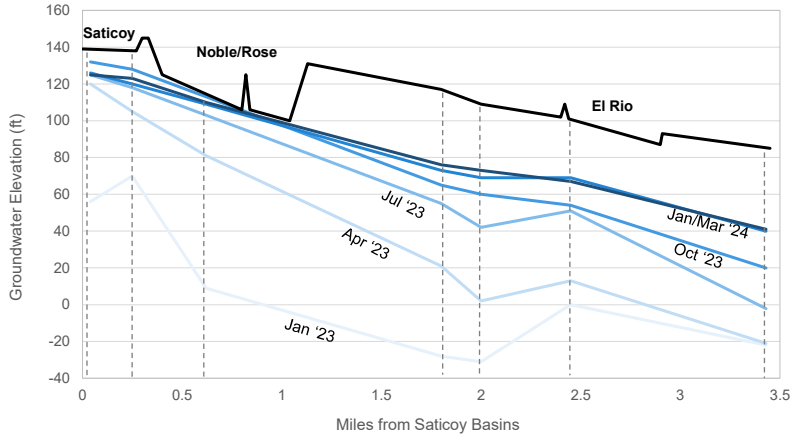

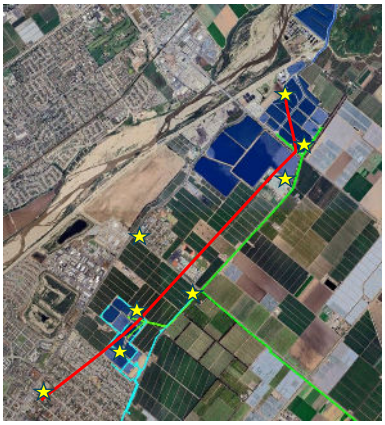

6

6

Saticoy Basin Levels

CreationD...	A (ft)	C (ft)	D (ft)	E (ft)	F (ft)	G (ft)	H (ft)	I (ft)	J (ft)	L (ft)	M (ft)	N (ft)	O (ft)	N1 (ft)	N2 (ft)	N3 (ft)
4/17/2024...	3.80	0.00	2.50	1.10	4.80	5.60	5.00	1.00	0.00	7.20	3.60	1.30	5.80	5.30	10.20	18.90
4/16/2024...	2.40	0.00	2.60	1.10	4.40	5.40	5.00	0.00	0.00	7.30	3.70	1.00	5.70	4.80	10.20	18.90
4/15/2024...	2.60	0.00	2.30	1.10	4.20	5.30	4.60	0.00	0.00	7.30	3.70	1.00	5.50	4.70	10.30	18.80
4/13/2024...	1.70	0.00	2.60	1.20	4.60	5.70	5.10	1.00	0.00	7.70	3.70	1.40	6.00	5.10	10.40	18.80
4/12/2024...	1.20	0.00	2.80	1.20	4.70	5.70	5.10	1.00	0.00	7.70	3.80	1.40	5.80	5.20	10.40	18.80
4/11/2024...	2.50	0.50	2.60	1.20	4.60	5.60	5.00	0.70	1.30	7.10	3.70	1.40	5.60	5.30	10.40	18.80
4/10/2024...	2.50	1.80	3.00	1.40	4.80	5.60	4.70	0.80	1.60	6.70	3.80	1.60	5.60	5.40	10.40	18.90
4/8/2024, ...	2.10	2.60	2.50	1.00	4.30	5.10	4.60	1.00	2.50	6.50	3.60	0.50	5.50	5.20	10.30	18.60
4/7/2024, ...	1.80	2.60	2.40	1.00	4.30	4.80	4.50	1.00	2.60	6.40	3.60	0.50	5.30	5.20	10.40	18.80

7

Surface Water Deliveries

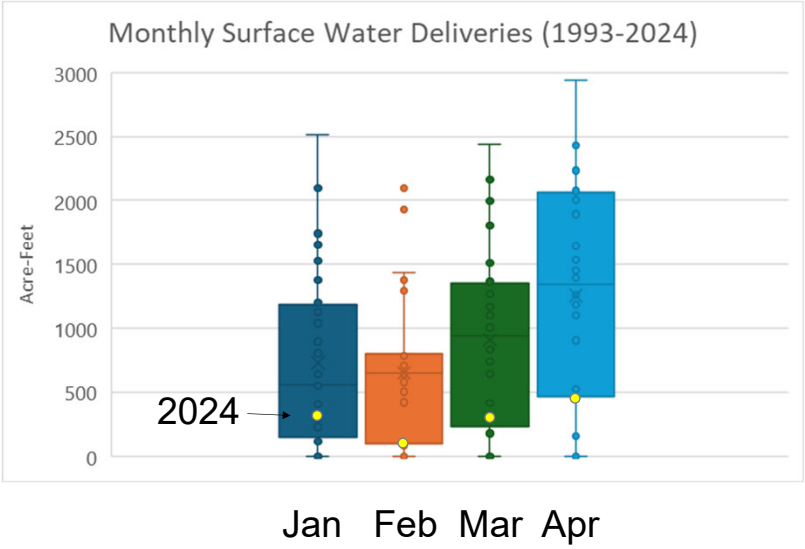

8

8

WY 2024 Planning*

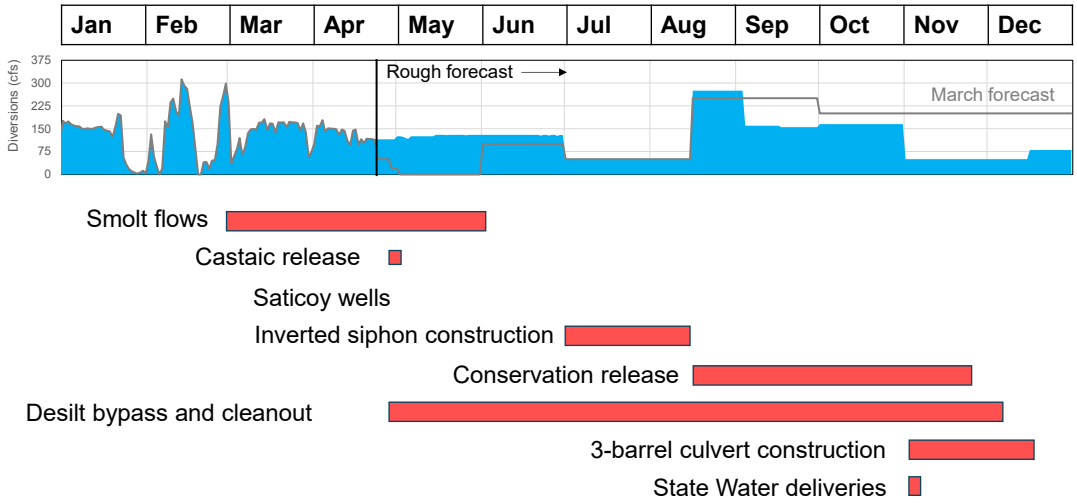

*Tentative approximate schedule for planning purposes

9

9

Lake Piru Storage Forecast

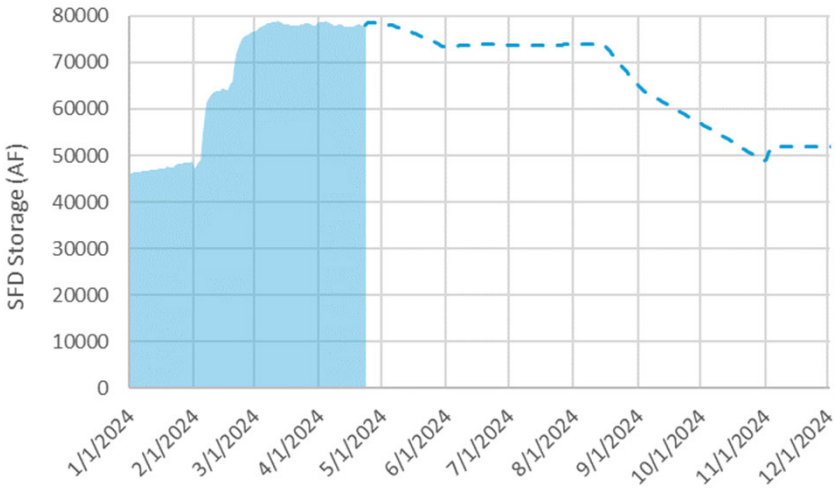

10

10

Questions?

11

11

United Water CONSERVATION DISTRICT

Overview of Federal (EPA) Final National Primary Drinking Water Regulation for Six Per- and Polyfluoroalkyl Substances (PFAS) dated April 10, 2024, and Relevance to United Water Conservation District's Operations

Presented by: Kathleen Kuepper

Water Resources Committee Meeting

April 30, 2024

1

Outline

PFAS Background
- Introduction
- Uses and Exposure
- Health Risks and Concentration Data in People

PFAS Regulations
- California (State Water Resources Control Board, DDW)
- Federal (EPA) National Primary Drinking Water Regulation

PFAS Data
- Local
- United Water Conservation District

2

2

What are PFAS Compounds?
(per- and polyfluoroalkyl substances)

Perfluorooctanoic acid (PFOA) as an example:

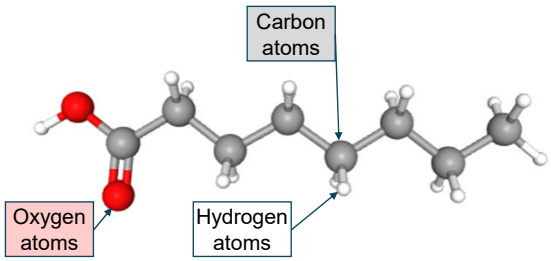

Structurally identical to octanoic (aka, caprylic) acid, which is a straight-chain fatty acid found naturally in coconuts and breast milk in many mammals.

Electrochemical fluorination or telomerization

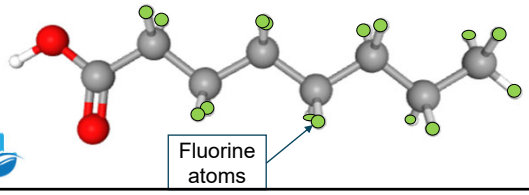

Replace all but one hydrogen atom with fluorine atoms (does not occur in nature).

3

3

Why Were PFAS Produced?
(And where can they be found?)

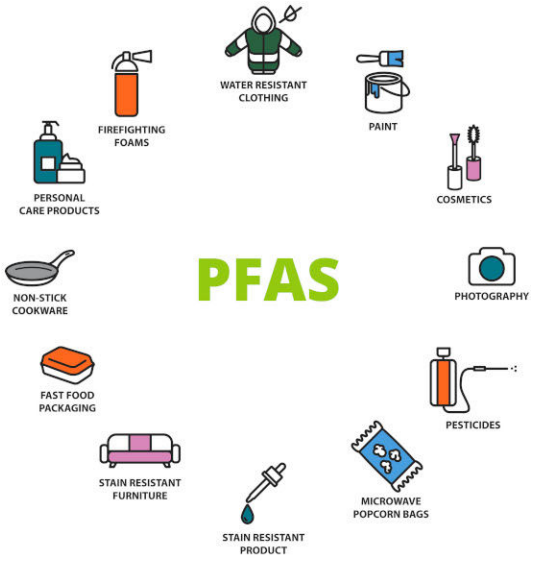

Major Issues

1) "Forever Chemicals"
Do not naturally degrade in the environmental over time

2) Some can accumulate within the human body

3) Are toxic to human life at low concentrations

4

4

How are People Exposed to PFAS?

(from the U.S. Agency for Toxic Substances and Disease Registry)

- drinking water from PFAS-contaminated municipal sources or private wells
- eating fish caught from water contaminated by PFAS (PFOS, in particular)
- accidentally swallowing or breathing contaminated soil or dust
- eating food (e.g., meat, dairy, and vegetables) produced near places where PFAS were used or made
- eating food packaged in material that contains PFAS
- accidentally swallowing residue or dust from consumer products containing PFAS such as stain resistant carpeting and water repellent clothing

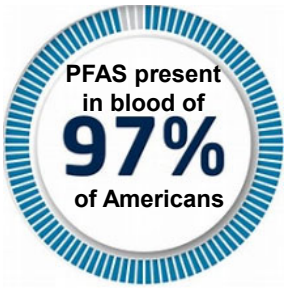

U.S. Centers for Disease Control and Prevention (2015 study)

(https://www.ncbi.nlm.nih.gov/pmc/articles/PMC4483690/)

5

5

What are the Health Effects of PFAS?

(from the U.S. Agency for Toxic Substances and Disease Registry)

- Increases in cholesterol levels (PFOA, PFOS, PFNA, PFDA)
- Changes in liver enzymes (PFOA, PFOS, PFHxS)
- Small decreases in birth weight (PFOA, PFOS)
- Lower antibody response to some vaccines (PFOA, PFOS, PFHxS, PFDA)
- Pregnancy-induced hypertension and preeclampsia (PFOA, PFOS)
- Kidney and testicular cancer (PFOA)

6

6

How Much PFAS is Inside of Us?

(from U.S. Centers for Disease Control and Prevention, https://www.cdc.gov/exposurereport/data_tables.html)

Changes in geometric-mean blood-serum concentrations of PFOA in U.S. residents from 2011 through 2018

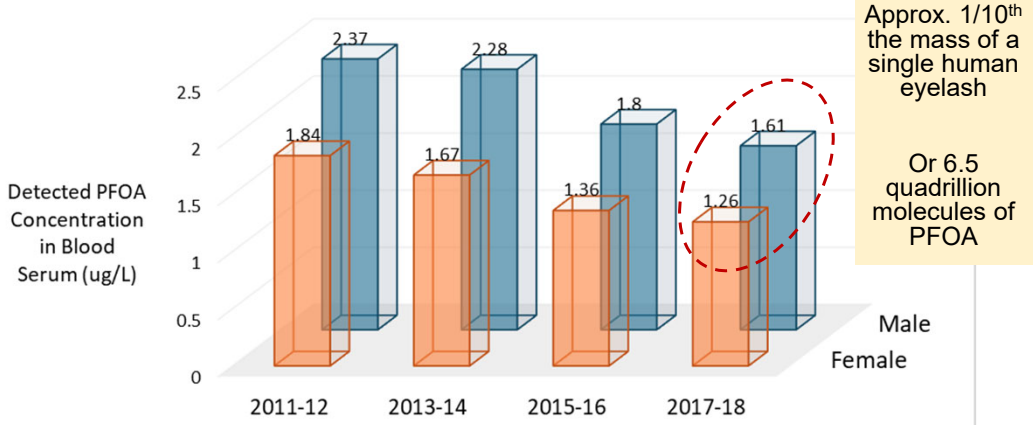

PFOA concentrations are decreasing in U.S. residents

7

Are There Demographic Variations?

(from U.S. Centers for Disease Control and Prevention, https://www.cdc.gov/exposurereport/data_tables.html)

Geometric-mean blood-serum concentrations of PFOA in U.S. residents during 2017-18

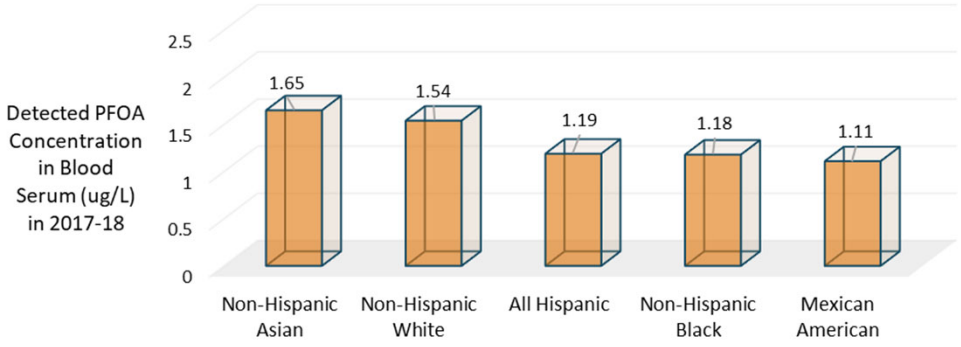

Demographic categories selected by CDC.

8

PFAS Regulations

2019/2020
California State Water Resources Control Board (Department of Drinking Water)

- Issued monitoring requirements to a list of public water systems throughout the state under General Order No. DW2020-0003-DDW.
- United was included on the list of public water systems and started sampling for PFAS in OH wells in 2019.

DDW notification and response levels

PFAS Compound	Notification Level (ng/l)	Response Level* (ng/l)
PFOA	5.1	10
PFOS	6.5	40
PFBS	500	5000
PFHxS	3	20

*based on a running four quarter average
ng/l – nanograms per liter. Parts per trillion is an equivalent unit of measure

April 2024
US EPA

- Finalized the **National Primary Drinking Water Regulation**
- Maximum Contaminant Levels (MCLs) for six PFAS (details on next slide)

9

9

PFAS National Primary Drinking Water Regulation

PFAS Compound	Maximum Contaminant Level Goal (MCLG)	Maximum Contaminant Level (MCL)
	ng/l (ppt)	ng/l (ppt)
PFOA	0	4
PFOS	0	4
PFHxS	10	10
PFNA	10	10
HFPO-DA (GenX Chemicals)	10	10
Mixtures containing two or more: PFHxS, PFNA, HFPO-DA, and PFBS	1 (unitless) Hazard Index	1 (unitless) Hazard Index

ng/l – nanograms per liter. Parts per trillion is an equivalent unit of measure

*Compliance is determined by running annual averages at the sampling point

10

10

PFAS National Primary Drinking Water Regulation

Implementation: Timeframes for Water Systems

WITHIN 3 YEARS (By 2027)

2024 – 2027
- Initial monitoring must be complete (**2024 – 2027**)

AT 3 YEARS (Starting 2027)

2027 – 2029
- Results of initial monitoring must be included in Consumer Confidence Reports
- Regular monitoring for compliance must begin, and results of compliance monitoring must be included in Consumer Confidence Reports
- Public notification for monitoring and testing violations

AT 5 YEARS (Starting 2029)

Starting **2029**
- Comply with all MCLs
- Public notification for MCL violations

11

11

Potential Upstream Sources—WWTP Effluent

(https://geotracker.waterboards.ca.gov/map/pfas_map#)

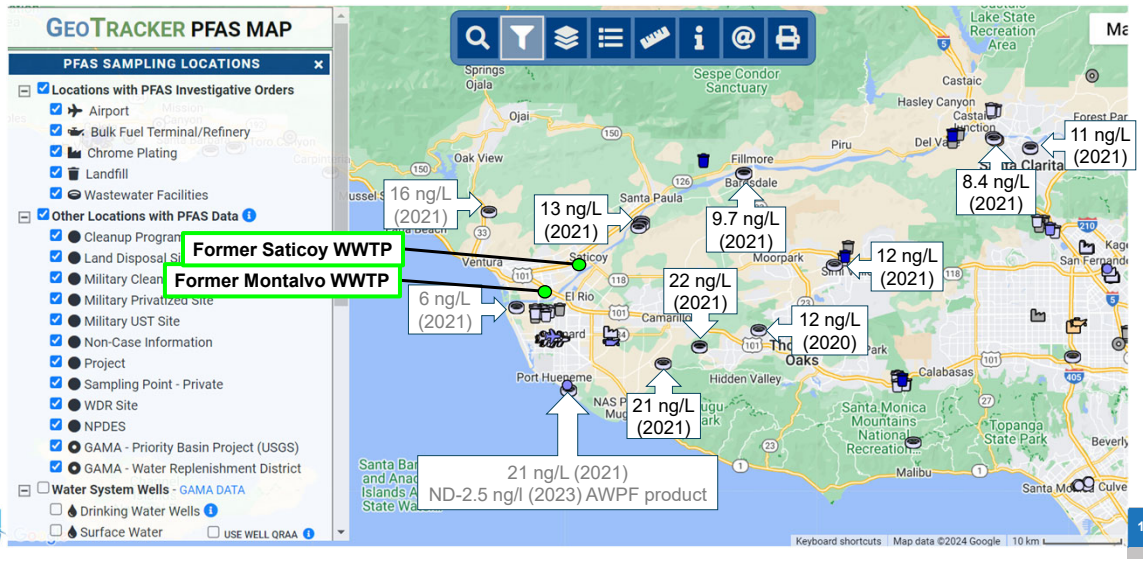

12

12

Potential Source—Coastal Air

Eos

Ocean Waves Mist Decades-Old PFAS into the Atmosphere

"Forever chemicals" enter the air as sea spray aerosols, polluting coastlines and beyond.

By Grace van Deelen
22 April 2024

Sea spray releases large amounts of PFAS from the ocean into the atmosphere. Credit: Pexels/Jess Loiterton

13

13

Water Supply Wells Sampled for PFAS in Oxnard Forebay (https://geotracker.waterboards.ca.gov/map/pfas_map#)

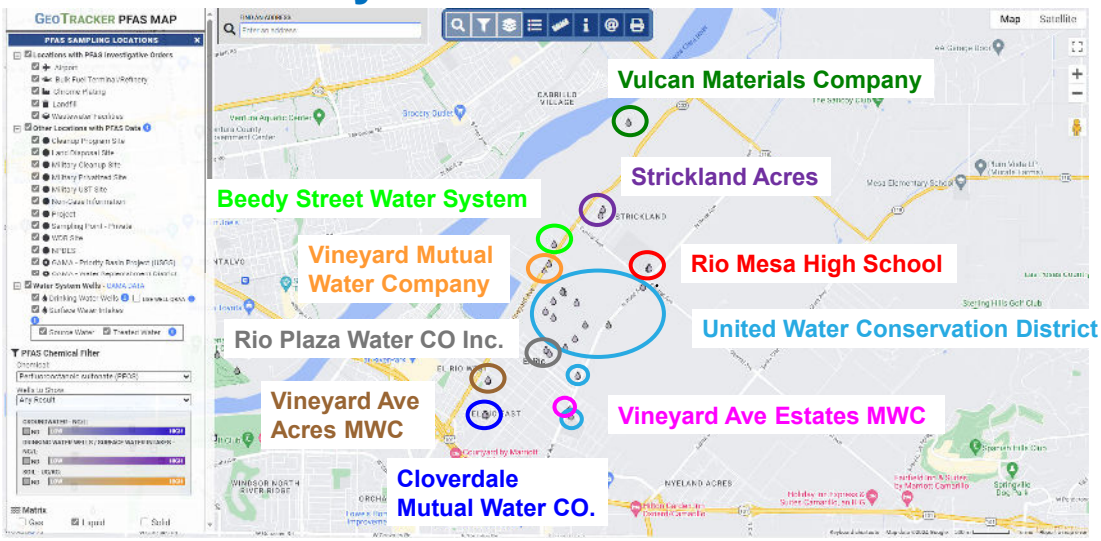

14

14

PFOA Results > 4 ng/l in Water Supply Wells

(https://geotracker.waterboards.ca.gov/map/pfas_map#)

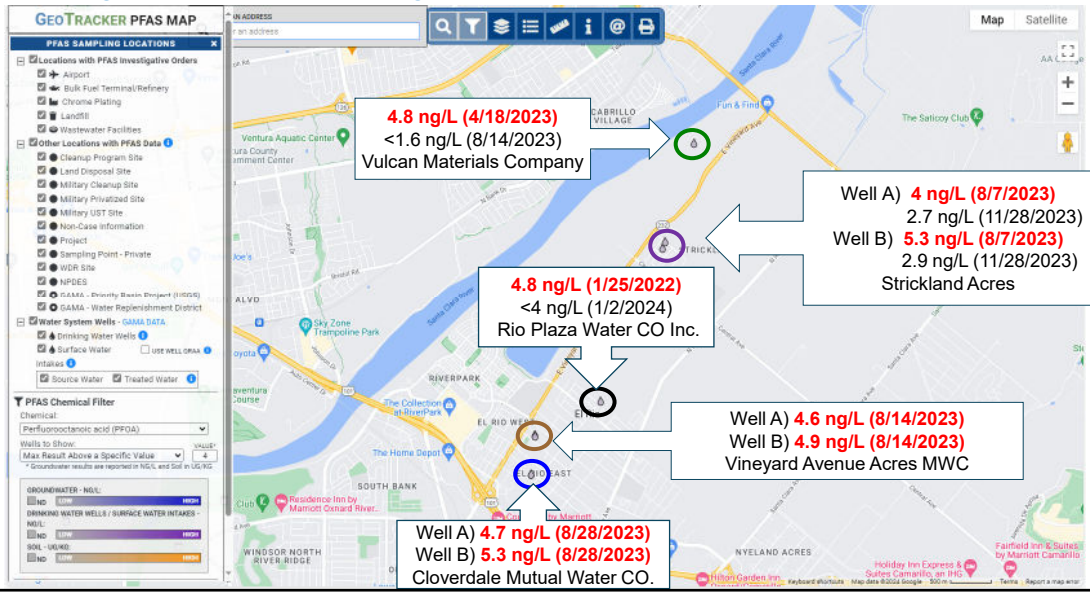

15

PFOS Results > 4 ng/l in Water Supply Wells

(https://geotracker.waterboards.ca.gov/map/pfas_map#)

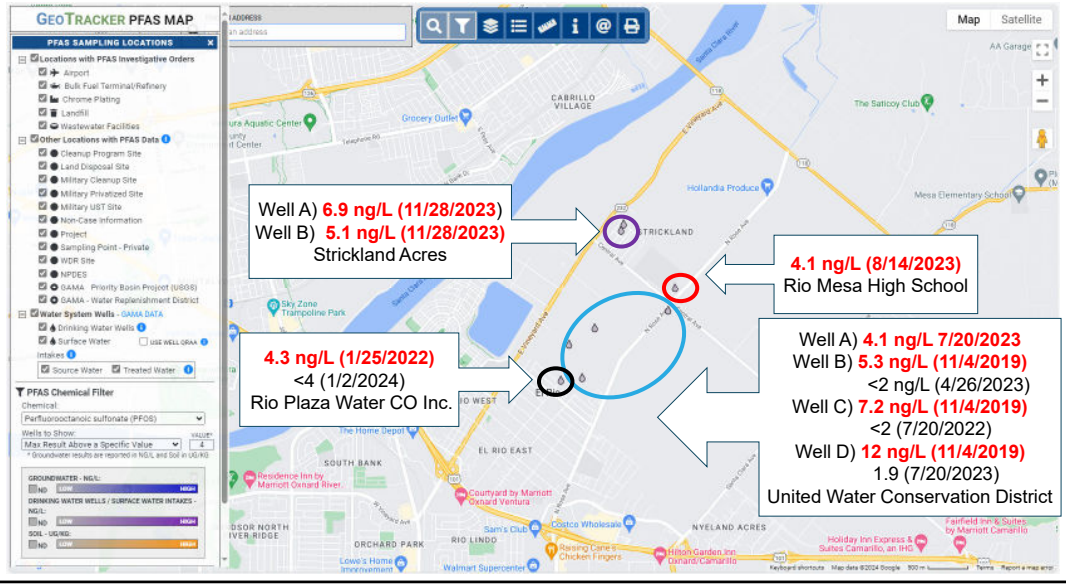

16

United PFAS Sampling Results – OH Wells

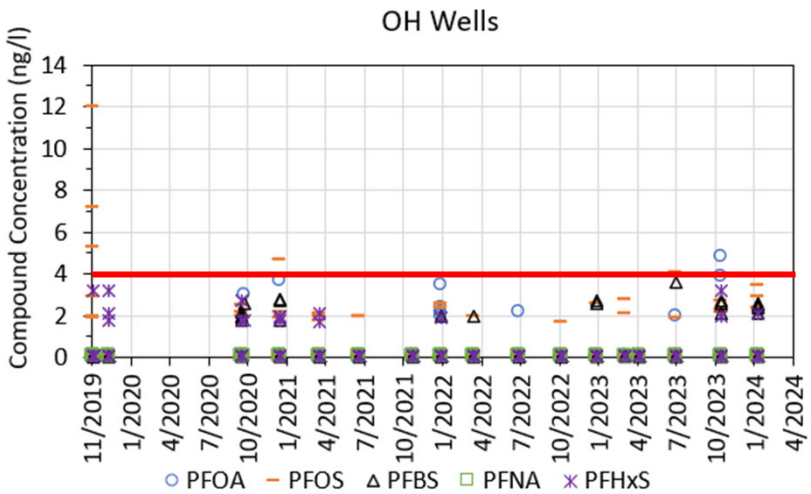

17

17

Sampling PFAS Recommendations

(from SWRCB DDW PFAS Sampling Guidance November, 2022)

- Minimize use on the day of the sample event, preferably 24 hours prior to the event:
  - Cosmetics, moisturizers, sun-blocks, insect repellants, fragrances, creams, or other personal care products (including hair products).
- Fill the vehicle with gasoline the day before sampling
- Things that are likely to contain PFAS and to be avoided include:
  - Paper packaging for food or fast food.
  - New or unwashed clothing.
  - Clothing washed with fabric softeners or dried with anti-static sheets.
  - Synthetic water-resistant/or stain-resistant materials (such as waterproof clothing and shoes such as Gore-Tex), waterproof or coated Tyvek® material, Teflon®, Kynar®, Neoflon®, Tefzel®).
  - Waterproof markers (such as Sharpie®, etc.).
  - Chemical or blue ice.

18

18

United PFAS Sampling Results – OH Station #1

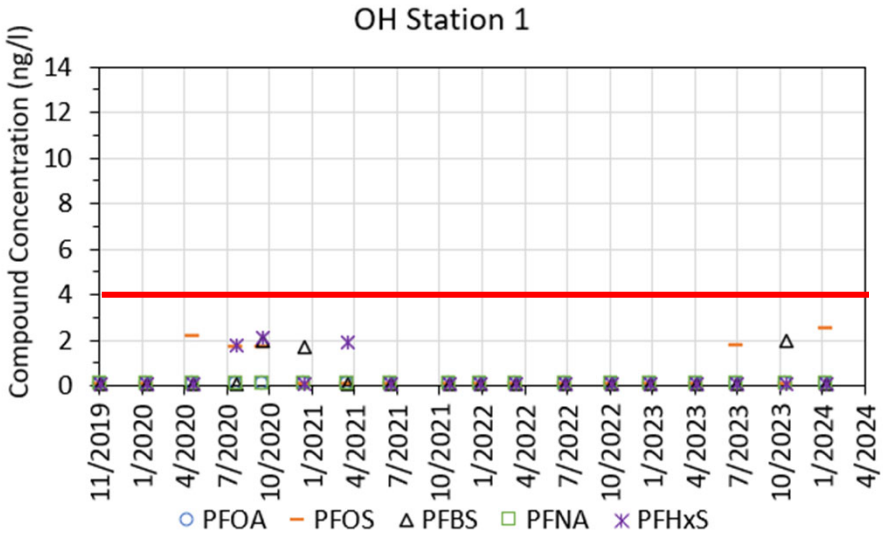

19

19

Hazard Index – OH Station #1

The Hazard Index is calculated by adding the ratio of the water sample concentration to a Health-Based Water Concentration.

$$HI\ MCL = \left(\frac{[HFPO\text{-}DA_{water}]}{[10\ ppt]}\right) + \left(\frac{[PFBS_{water}]}{[2000\ ppt]}\right) + \left(\frac{[PFNA_{water}]}{[10\ ppt]}\right) + \left(\frac{[PFHxS_{water}]}{[10\ ppt]}\right) = 1$$

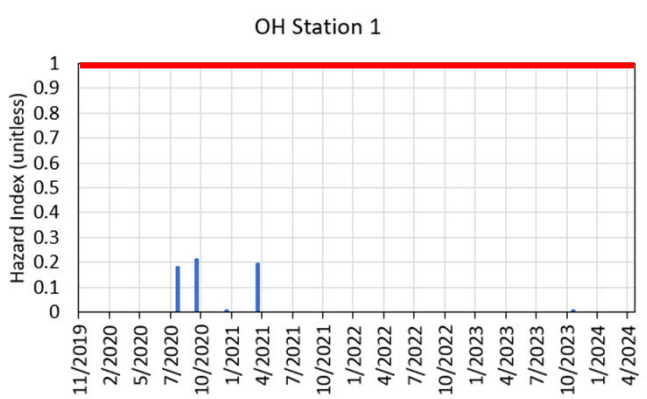

20

20

Questions

21

21

STAFF REPORT

To: **UWCD Water Resources Committee**

Through: Mauricio E. Guardado, Jr., General Manager
Maryam Bral, Chief Engineer

From: Dr. Jason Sun, Supervisory Water Resources Engineer
Murray McEachron, Hydrologist Supervisor
John Lindquist, Water Resources Supervisor

Date: June 26, 2024 (July 2, 2024, meeting)

Agenda Item: 6.0 Water Resources Department Monthly Report and Update on Activities of Local Groundwater Sustainability Agencies (GSAs)
Information Item

Staff Recommendation:

The Water Resources Committee members will receive a report on Water Resources Department activities for the month of June 2024, including a summary of the activities of the Santa Paula Basin (adjudicated) Technical Advisory Committee and three local Groundwater Sustainability Agencies (Fox Canyon Groundwater Management Agency [FCGMA], Fillmore and Piru Basins Groundwater Sustainability Agency [FPBGSA], and Mound Basin Groundwater Sustainability Agency [MBGSA]).

Discussion:

Staff Activities

Notable efforts and activities conducted by staff during June included the following:

- Groundwater Modeling:
  - Staff have completed the GSP baseline, reduction, projects, projects with EBB, and Baseline with EBB scenarios for FCGMA. Staff have completed particle tracking simulations for the GSP scenarios.
  - Staff communicated through phone calls, emails, and meetings, with FCGMA staff and its consultant, DUDEK, on coordinating the GSP modeling support efforts.
  - Staff are preparing the simulations in support of the EBB presentation to FCGMA.
  - Staff are preparing groundwater model update/extension documentation.
  - Staff are preparing native yield analysis documentation.

- Staff are assisting the City of Ventura to evaluate more injection and recovery for indirect portable reuse (IPR) scenarios with United's groundwater model.

- Hydrology:
  - Staff are coordinating with Operations and Environmental Departments for the implementation of releases at the Santa Felicia Dam and bypass flows at the Freeman Diversion.
  - Staff continued to provide input on operational decisions at Freeman Diversion to manage sediment accumulation near the intake structure, maximize diversions, and comply with regulatory requirements.
  - Staff continued to assist the Environmental Services and Engineering Departments in evaluating fish passage under consideration for United's Habitat Conservation Plan (HCP), particularly the flows at the critical riffles downstream of the Freeman Diversion.
  - Staff continued to coordinate with operations at Saticoy and El Rio to maintain optimum percolation rates for the facilities.
  - Staff have provided water release modeling and hydrologic and water quality analysis for the Dam Safety Improvement project.
  - Staff provided surface water model inputs for the OPV GSP modeling update.
  - Staff continue to provide information to Piru/Fillmore GSP on technical issues.
  - Staff continue to provide information regarding the Fish and Game Commission listing of O mykiss in southern California.
  - Staff prepared and submitted the annual Report of Compliance with Terms and Conditions 1(a) and 4(a) to National Marine Fisheries Service

- Hydrogeology:
  - Staff continued collecting groundwater elevation and quality data throughout the District's service area, following up with quality control, analysis, and reporting activities required or requested to support water resources management by United and other entities within our service area.
    - Staff utilized new water quality instruments to reduce staff hours required for sampling events and increase efficiency of data collection.
  - Staff continued to participate in planning and execution of Phase 1 of the EBB Water Project, including the following activities:
    - Oversee and direct contractors that are installing monitoring wells at Navy Base Ventura County (NBVC) Point Mugu.
    - Continue assisting with design of extraction wells.

        - Continue preparing a presentation to the FCGMA Board of Directors describing the EBB Water Project and United's draft monitoring and contingency plan for Phase 1 extraction pumping; to support a request for permission to extract up to 3,500 acre-feet per year (AFY) of groundwater (this presentation is tentatively scheduled for July 24, 2024).
        - Proposition 1, Round 3 grant agreement supporting construction of Phase 1 was fully executed by District's General Manager and Water Boards.
    - Staff continued supporting the development of responses to DWR's comments on the GSPs for the Fillmore and Piru Basins.
    - Staff collated data and documents as advised by United's legal counsel in response to Public Records Act requests received.
    - Staff continued evaluating recently obtained data for water use with United's service area to provide an updated analysis of significant trends and changes. Staff also reviewed rates for other sources of water in southern Ventura County and collaborated with the Finance Department to develop a comparison graph.
    - Staff provided input regarding groundwater conditions within the District in support of the annual budget hearing.
    - Staff helped review data to be used as input to the Districtwide groundwater flow model.
    - Staff continued to develop plans to optimize and improve efficiency of the District's groundwater and surface-water monitoring programs.
    - Staff contributed to the United management team's effort to update United's strategic plan.
- Outreach and Education
    - Staff participated in a presentation to the Channel Islands Beach Community Services District on June 4 regarding current water-supply conditions, planned water-supply projects, and the District's proposed budget for FY 2024.
    - Staff gave a presentation to the Santa Paula City Council on June 5 regarding current groundwater conditions in Santa Paula Basin, the positive impacts of two years of higher-than-normal rainfall in 2023 and 2024, and the potential negative impacts of bypass flows at Freeman Diversion that have been recommended by the National Marine Fisheries Service.
    - Staff attended a mandatory workplace violence-prevention training session on June 5.

- Staff participated in a meeting of the informal California seawater intrusion extraction barrier work group on June 13.
- Staff from the Water Resources and Engineering Departments gave a presentation titled "The Power of Federal, State and Local Collaboration in Combating Seawater Intrusion and Brining Water Security to Ventura County" on June 13 at the American Water Works' 2024 Annual Conference and Expo, in Anaheim, California.
- Staff attended Association of Water Agencies-Ventura County's Water Issues Committee meeting on June 18 and their "WaterWise Breakfast" presentation on June 20, which focused on 2024 trends and technologies influencing the water industry.

Fox Canyon Groundwater Management Agency (FCGMA)

Staff continue to monitor and, where appropriate, participate in the FCGMA's groundwater sustainability planning and implementation efforts in the Oxnard, Pleasant Valley, and West Las Posas Valley basins. United staff continued to meet periodically with FCGMA staff and other stakeholders to analyze benefits and impacts of water-supply projects in support of developing a sustainable, resilient water-supply portfolio for the service areas of both agencies, and to conduct modeling for the 5-year update of the Oxnard and Pleasant Valley Basin GSPs. United staff also attended and, where appropriate, contributed to, FCGMA Board and Committee meetings, as follows:

Board of Directors meetings – The FCGMA held a special Board meeting on June 13, which consisted primarily of a closed session to discuss legal issues related to existing litigation between the Agency and the Las Posas Valley Water Rights Coalition.

The FCGMA held a regular Board meeting on June 26, which included the following notable agenda items:

- The Board received an update from Agency staff on progress and planning for completing the 5-year updates for the Oxnard, Pleasant Valley, and Las Posas Valley Basin GSPs.
- The Board authorized payment of a final invoice to Vasquez & Company for biennial auditing.
- The Board adopted a resolution cancelling the 2nd installment of LPV watermaster basin assessments for FY 23-24.
- The Board considered recommendation on Collection and Enforcement action for the Las Posas Valley Watermaster Basin Assessment. The Board recommended coordination with the Policy Advisory Committee (PAC) and reviewing the need to take legal action against delinquent assessments in closed session.

- The Board received a presentation from Agency staff on the development, testing, and schedule of the Las Posas Valley Semi-Annual Extraction and Use Reporting Tool.

The next regular Board meeting is scheduled for July 24.

The FCGMA's Fiscal Committee held a meeting on June 10 to discuss Las Posas Valley (LPV) Basin Watermaster fund balances, the Watermaster's budget, and collection remedies and enforcement efforts. United staff did not attend this meeting.

The FCGMA's Fiscal Committee held another meeting on June 11 to develop the Agency's budget for FY 2024-25. United staff did not attend this meeting.

The FCGMA's Executive Committee held a meeting on June 20 to receive an update on Hallmark Inc's estimated staffing requirements. Chris Coppinger attended.

Fillmore and Piru Basins Groundwater Sustainability Agency (FPBGSA)

Staff continue to participate in FPBGSA activities supporting SGMA compliance and GSP implementation for the Fillmore and Piru basins, as follows:

Board of Directors meetings – The FPBGSA held a regular Board meeting on June 20, which included the following notable agenda items:

- The Board conducted a public hearing regarding a proposed $14 per acre-ft extraction fee. A $13 fee was approved.
- The Board received a presentation from Daniel B Stephens & Associates on the amended groundwater Sustainability plans.
- The Board received a presentation from staff regarding the Agency's anticipated scope of work for fiscal year 2024-25.

The next FPBGSA Board meeting is scheduled for July 9.

Mound Basin Groundwater Sustainability Agency (MBGSA)

Staff continue to participate in MBGSA activities supporting SGMA compliance and GSP implementation for the Mound basin, as follows:

Board of Directors meetings – The MBGSA held a regular Board meeting on June 24, which included the following notable agenda items:

- The Board accepted UCWD's reappointment of Director Keeling.
- The Board approved resolution 2024-04 setting a $129 per acre ft extraction fee.
- The Board received an update from the Executive Director on a meeting with DWR on Recommended Corrective Action for the GSP.

The next MBGSA Board meeting is scheduled for July 22.

Santa Paula Basin Technical Advisory Committee (TAC)

Staff continue to participate in the Santa Paula Basin TAC in support of the Santa Paula Basin Judgment and in conformance with SGMA reporting requirements for adjudicated basins, as follows:

- Staff continue to evaluate data and develop the annual report for calendar and WY 2023 for Santa Paula Basin.