



Board of Directors
Sheldon G. Berger President
Lynn E. Maulhardt, Vice President
Catherine P. Keeling, Secretary/Treasurer
Keith Ford
Mohammed A. Hasan
Steve Huber
Gordon Kimball

General Manager
Mauricio E. Guardado, Jr.

Legal Counsel
David D. Boyer

AGENDA REGULAR BOARD MEETING

Wednesday, November 13, 2024, 12:00 p.m.
Board Room, UWCD Headquarters
1701 N. Lombard Street, Oxnard CA 93030

BOARD MATTERS

Normally, Action (Motion) Items will be considered and acted upon separately; Consent Items will be considered and acted upon collectively, although a Consent Item may be considered and acted upon separately; and Information Items will be considered separately without action. The Board of Directors in its discretion may change the order of agenda items.

ROLL CALL

1. FIRST OPEN SESSION 12:00 P.M.

Items to be discussed in Executive (Closed) Session will be announced.

1.1 **Public Comments** Information Item

Members of the public may address the Board on any matter on the Executive (Closed) Session agenda or on any non-agenda item within the jurisdiction of the Board. All comments are subject to a five-minute time limit.

1.2 EXECUTIVE (CLOSED) SESSION 12:05 P.M.

The Board will discuss matters outlined in the attached Executive (Closed) Session Agenda (Exhibit A).

2. SECOND OPEN SESSION AND CALL TO ORDER 1:00 P.M.

2.1 **Pledge of Allegiance**

2.2 **Public Comment** Information Item

Members of the public may address the Board on any item on the Consent Calendar or on any non-agenda item within the jurisdiction of the Board. No action will be taken by the Board on any non-agenda item. All comments are subject to a five-minute time limit.

2.3 **Approval of Agenda** Motion

2.4 Oral Report Regarding Executive (Closed) Session Information Item

Presented by District Legal Counsel David D. Boyer.

2.5 [Board Members' Activities Report Information Item](#)

Receive and file information regarding meeting participation provided by each of the Board Members through Monthly Activities (aka per diem) Reports.

2.6 [General Manager's Report Information Item](#)

The General Manager will present information on his activities of possible interest to the Board and that may have consequence to the District.

2.7 [Ventura Local Agency Formation Commission Ballot for Election of a Special District Regular Member Motion Item](#)

The Board will vote for one candidate for the election of a special district regular member to the Ventura Local Agency Formation Commission for a four-year term beginning January 1, 2025.

3. CONSENT CALENDAR: All matters listed under the Consent Calendar are considered routine by the Board and will be enacted by one motion. There will be no separate discussion of these items unless a Board member pulls an item from the Calendar. Pulled items will be discussed and acted on separately by the Board. Members of the public who want to comment on a Consent Calendar item should do so under Public Comments. (ROLL CALL VOTE REQUIRED)

3.1 [Approval of the October 9, 2024 Regular Meeting Minutes Motion](#)

Approve the minutes.

3.2 [Groundwater Basin Status Reports Information Item](#)

Receive and file Monthly Hydrologic Conditions Report for the District.

3.3 [Investment Monthly Report \(September 2024\) Information Item](#)

Review the most current investment report for the month ending September 30, 2024.

3.4 Adopt Resolution Authorizing a Funding Agreement with the United States Bureau of Reclamation for the Freeman Diversion Fish Passage Rehabilitation Project (CIP 8001)

Motion Item

Adopt the attached Resolution authorizing and designating United Water Conservation District's General Manager to enter into a funding agreement with the United States Department of Interior, Bureau of Reclamation, and to accept and expend \$20 million in federal funds under the WaterSMART Aquatic Ecosystem Restoration Program for the Freeman Diversion Fish Passage Rehabilitation Project.

4. MONTHLY REPORTS BY DEPARTMENT

4.1 Operations and Maintenance Department Monthly Report

Craig Morgan

Information Item

Summary report and presentation on monthly activities of the Operations and Maintenance Department, including but not limited to the District's facilities (Santa Felicia Dam and hydroplant; the Piru Groundwater Recharge facility; the Freeman Diversion; the Saticoy and El Rio Groundwater Recharge facilities; the Pleasant Valley and Pumping Trough Pipeline systems; and the Oxnard Hueneme Pipeline system), encompassing operating plans, the quantity and quality of water diverted and delivered, fish ladder operations, major maintenance problems and repairs, status of Operations and Maintenance projects and safety and training issues.

4.2 Park and Recreation Department Monthly Report

Craig Morgan

Information Item

Summary report and presentation on monthly activities of the Park and Recreation Department, including but not limited to the Lake Piru Recreation Area, encompassing camping and boating policies at the lake; operations and activities; financing and status of facility improvement projects; maintenance activities; security issues; and emergency response activities.

4.3 Water Resources Department Monthly Report and Update on Activities of Local Groundwater Sustainability Agencies (GSAs)

John Lindquist

Information Item

Summary report and presentations on the monthly activities of the Water Resources Department including but not limited to updates to the District's Groundwater Flow Model; reservoir releases; importation of State Water Project (SWP) water; optimization of diversion and recharge operations; hydrologic and well conditions; available Forebay storage; support of design of the Extraction Barrier and Brackish (EBB) Water Treatment Project; other potential water supply and sustainability water projects; outreach and educational activities; and various user groups (including but not limited to Oxnard Plain and Pumping Trough Pipeline groups) including monthly activities

of the three local Groundwater Sustainability Agencies (Mound Basin GSA, Fillmore and Piru Basins GSA, and the Fox Canyon Groundwater Management Agency), for which the District serves as a member director, and the Santa Paula basin (adjudicated) Technical Advisory Committee (including formation of groundwater sustainability agencies in the District's basins, stakeholder and basin user groups, joint powers or governance agreements, development of water markets, and potential basin boundary changes).

4.4 Administrative Services Department Monthly Report

Josh Perez and Brian Zahn

Information Item

Summary report and presentation on the monthly activities of the Administrative Services Department including but not limited to issues associated with budget development, financial performance versus budget plan, financial accounting requirements and procedures, potential debt issuance and related financial services, status of District investments and reserves, updates on its capital improvement programs, human resources and safety, District property and facilities maintenance and administration, District records and reports, groundwater extraction statements administration, risk management and District liability insurance matters, management of District contracts, policy development, governance procedures, and supporting activities of Board and staff.

4.5 Engineering Department Monthly Report

Dr. Maryam Bral

Information Item

Summary report and presentation on the monthly activities of the Engineering Department, including but not limited to water resources, planning efforts and department programs impacting the District, such as project design and construction; dam safety; FERC license compliance; Freeman Diversion; recycled water; pipeline operations and various engineering analysis.

4.6 Environmental Services Department Monthly Report

Marissa Caringella

Information Item

Summary report and presentation on the monthly activities of the Environmental Services Department, including but not limited to environmental and regulatory issues of note to the District, water releases, operations of the fish ladder at the Freeman Diversion, various monitoring efforts, study plans and issues associated with the Endangered Species Act, including the Section 10 MSHCP process, future fish passage requirements, compliance with the District's FERC license/Biological Opinion, the Santa Felicia Dam, studies and operations in and near Piru Creek.

5. MOTION ITEMS

5.1 Authorize Amendment No. 2 to the Professional Consulting Services Agreement with GEI Consultants, Inc., for the Final Design for the Santa Felicia Dam Outlet Works Improvement Project (CIP 8002)

Dr. Maryam Bral

Motion

Authorize the General Manager to execute Amendment No. 2 with GEI Consultants, Inc., in the amount of \$1,075,060 for the Final Design for the Santa Felicia Dam Outlet Works Improvement Project (CIP 8002).

6. BOARD OF DIRECTORS READING FILE


7. FUTURE AGENDA ITEMS

8. ADJOURNMENT

All testimony given before the Board of Directors is recorded. Materials, which are non-exempt public records and are provided to the Board of Directors to be used in consideration of the above agenda items, including any documents provided subsequent to the publishing of this agenda, are available for inspection at the District's offices at 1701 N. Lombard Street, Suite 200, Oxnard CA 93030 during normal business hours.

The Americans with Disabilities Act provides that no qualified individual with a disability shall be excluded from participation in, or denied the benefits of, the District's services, programs or activities because of any disability. If you need special assistance to participate in this meeting, or if you require agenda materials in an alternative format, please contact the District Office at (805) 525- 4431. Notification of at least 48 hours prior to the meeting will enable the District to make appropriate arrangements.

Approved: _____


Mauricio Guardado, General Manager

This agenda was posted Thursday, November 7, 2024, at 4:00 p.m. at the United Water Conservation District Headquarters, Oxnard, CA and www.unitedwater.org.



Tracy J. Oehler, Clerk of the Board

**EXHIBIT A
EXECUTIVE (CLOSED) SESSION AGENDA**

1. LITIGATION

1.1 CONFERENCE WITH LEGAL COUNSEL – ANTICIPATED LITIGATION

Pursuant to Government Code Section 54956.9(d)(2) Government Code Sections 54956.9(e)(1) and (2)

- A. Pursuant to Government Code Section 54956.9(e)(1) (three matters).
- B. Pursuant to Government Code Section 54956.9(e)(2) (one matter) - this potential litigation relates to the amount of outstanding groundwater charges owed by Southside Improvements Company.

1.2 CONFERENCE WITH LEGAL COUNSEL – EXISTING LITIGATION

Pursuant to Government Code Section 54956.9 (d)(1)

- A. Wishtoyo Foundation, et al v. United Water Conservation District, U.S. District Court for the Central District of California, Case No.2:16-cv-03869 GHK (PLAx).
- B. OPV Coalition v Fox Canyon Groundwater Management Agency, Superior Court of the State of California, County of Ventura, Case No. 56-2021-00555357-CU-PT-VTA; Complaint for Comprehensive Groundwater Adjudication of the Oxnard Groundwater Subbasin (No. 4-004.02) and Pleasant Valley Subbasin (No. 4-006) Pursuant to Sections 830, *Et Seq.* of the Code of Civil Procedure; Declaratory Relief; Quiet Title; and Petition for Writs of Mandate.



STAFF REPORT

To: UWCD Board of Directors

Through: Mauricio E. Guardado, Jr., General Manager

From: Tracy J. Oehler, Clerk of the Board

Date: November 4, 2024 (November 13, 2024 Meeting)

Agenda Item: 2.5 Board Members' Activities Reports
Information Item

Staff Recommendation:

Receive and file information regarding meeting participation provided by each of the Board of Directors through monthly activities reports (per diems).

Discussion:

This item is provided on the agenda of each regular meeting in order to allow Directors to report on non-agenda activities such as:

- 1) UWCD Committee participation – Committee Chair to report on Committee's objectives and actions to the Board.
- 2) Meetings, workshops, conferences, and functions attended during the previous month on behalf of the District.
- 3) Possible conflicts the Directors might have with respect to issues on the agenda.


Attachment(s):

A – Directors' Monthly Activities Reports

Board of Directors
Activities and Expenses for Month 9 **Year** 24

Due on last day of month

Director: Mohammed A. Hasan, P.E.

1. UWCD Board Meetings Regular, special or emergency meetings.			Date	Mileage	
			9-11	12	✓
2. UWCD Committee/Advisory Body Meetings Environmental, Executive, Finance/Audit, Groundwater, Operations, Planning, Recreation and RiverPark JPA Committees.	Committee Name & Location		Date	Mileage	
	Rec.		9-4	12	✓
3. Meeting with GM or District Legal Counsel (LC)	W/ GM or LC	Meeting Description & Location	Date	Mileage	
4. Conferences/Trainings. Includes conferences or educational activities organized by ACWA, AWAVC & CSDA.	Event Name & Location		Date	Mileage	
	Ventura waterpure APWA		9-5	18	✓
	AWA waterissues		9-17	-	✓
	AWA reeption		9-19	60	✓
5. Appointed representative to meetings of other entities' Boards. Includes FCGMA, LAFCD, RiverPark JPA, AWAVC BoD, Oxnard Chamber of Commerce Water Committee, ACWA, CSDA and GSA. Or preparatory meetings with GM regarding above meetings.	Entity Name & Location		Date	Mileage	
	Ventura Water Comm.		9-23	14.5	✓
6. Meetings of other government entities at request of BoD, BP or GM. Such as PVCWD, FCGMA or Oxnard City Council.	Entity Name & Location		Date	Mileage	
7. Meetings with board members or executive management of other agencies. Includes FCGMA, LAFCD, RiverPark JPA, AWAVC BoD, Oxnard Chamber of Commerce Water Committee, ACWA, CSDA, GSA.	Entity Name & Location		Date	Mileage	
				-	
				-	
8. Public meetings hosted by District regarding District matters Such as Section 10 HCP, Vern Freeman Fish Panel.	Meeting Description & Location		Date	Mileage	

Director: MAULHARDT

1. UWCD Board Meetings		Date	Mileage		
Regular, special or emergency meetings.		9/11/24	2.1 ✓		
2. UWCD Committee/Advisory Body Meetings		Committee Name & Location	Date	Mileage	
Environmental, Executive, Finance/Audit, Groundwater, Operations, Planning, Recreation and RiverPark JPA Committees.		FINANCE & Audit	9/30/24	2.1 ✓	
3. Meeting with GM or District Legal Counsel (LC)		W/GM or LC	Meeting Description & Location	Date	Mileage
		GM	Team's MTG	9/10/24	Video
		GM	Team's MTG	9/29/24	Video
4. Conferences/Trainings. Includes conferences or educational activities organized by ACWA, AWAVC & CSDA.		Event Name & Location	Date	Mileage	
5. Appointed representative to meetings of other entities' Boards. Includes FCGMA, LAFCO, RiverPark JPA, AWAVC BoD, Oxnard Chamber of Commerce Water Committee, ACWA, CSDA and GSA. Or preparatory meetings with GM regarding above meetings.		Entity Name & Location	Date	Mileage	
6. Meetings of other government entities at request of BOO, BP or GM. Such as PVCWD, FCGMA or Oxnard City Council.		Entity Name & Location	Date	Mileage	
		FCGMA PMA MTG	9/24/24	2.1 ✓	
7. Meetings with board members or executive management of other agencies. Includes FCGMA, LAFCO, RiverPark JPA, AWAVC BoD, Oxnard Chamber of Commerce Water Committee, ACWA, CSDA, GSA.		Entity Name & Location	Date	Mileage	
		FCGMA SPECIAL MTG	9/13/24	13.6 ✓	
		AWA ANNUAL MTG	9/19/24	25.2 ✓	
		FCMA REG MTG	9/25/24	13.6 ✓	
8. Public meetings hosted by District regarding District matters		Meeting Description & Location	Date	Mileage	
Such as Section 10 HCP, Vern Freeman Fish Panel.					

Board of Directors
Per Diem and Expenses for Month OCT **Year** 24

Due on last day of month

9. Meetings with state or federal legislators or officials or representatives from other entities. At the request of the BoD, BP or GM.	Official Name/Meeting Description & Location	Date	Mileage	

Other Expenses	Total
Days of out of town travel	
Lodging*	\$
Meals*	\$
Transportation*	\$
Misc.*	\$

* attach all receipts

This section to be completed by Finance Department only			
Phone Allowance			\$50.00
Total # of meetings**	<u>8</u>	x \$260	\$ <u>2080</u>
**not to exceed 10 meetings and \$2,600. per month or 1 meeting per day			
Total days of travel	50.7	x \$100.00/day	
Total # of miles	<u>50.7</u>	x \$0.67/mile	\$ <u>39.33</u>
Total other expenses			\$
TOTAL MILEAGE AND OTHER EXPENSES			\$ <u>2169.33</u>

Director Signature *J. E. Munk* Date: 10/7/24
 General Manager Signature *AK* Date: 10/8/24

Definitions
 BoD: Board of Directors
 BP: Board President
 GM: General Manager

	Official Name/Meeting Description & Location	Date	Mileage
9. Meetings with state or federal legislators or officials or representatives from other entities. At the request of the BoD, BP or GM.			

Other Expenses	Total
Days of out of town travel	
Lodging*	\$
Meals*	\$
Transportation*	\$
Misc.*	\$

* attach all receipts

This section to be completed by Finance Department only			
Phone Allowance		\$50.00	
Total # of meetings**	6	x \$260	\$ 1560 -
**not to exceed 10 meetings and \$2,600. per month or 1 meeting per day			
Total days of travel		x \$100.00/day	
Total # of miles	114.5	x \$0.67/mile	\$ 78.06
Total other expenses		\$	
TOTAL MILEAGE AND OTHER EXPENSES			\$ 1688.06

Director Signature

Mohammed Hassan

Date: 10-2-24

General Manager Signature

[Signature]

Date: 11/7/24


Definitions

- BoD: Board of Directors
- BP: Board President
- GM: General Manager

Board of Directors
Activities and Expenses for Month September **Year** 2024

Due on last day of month

Director: Berger


1. UWCD Board Meetings Regular, special or emergency meetings.			Date	Mileage	✓
			9/11	20	
2. UWCD Committee/Advisory Body Meetings Environmental, Executive, Finance/Audit, Groundwater, Operations, Planning, Recreation and RiverPark JPA Committees.	Committee Name & Location		Date	Mileage	
3. Meeting with GM or District Legal Counsel (LC)	W/ GM or LC	Meeting Description & Location	Date	Mileage	✓
	AGM	Pre Board Agenda	9/9	20	
4. Conferences/Trainings. Includes conferences or educational activities organized by ACWA, AWAVC & CSDA.	Event Name & Location		Date	Mileage	
	Cyber Test		9/2	-	
5. Appointed representative to meetings of other entities' Boards. Includes FCGMA, LAFCO, RiverPark JPA, AWAVC BoD, Oxnard Chamber of Commerce Water Committee, ACWA, CSDA and GSA. Or preparatory meetings with GM regarding above meetings.	Entity Name & Location		Date	Mileage	✓ ✓ ✓ ✓ ✓
	AWA Budget Meeting		9/3	-	
	AWA Board		9/5	20	
	AWA Regan Event		9/19	67	
	TGIF		9/27	44	
6. Meetings of other government entities at request of BoD, BP or GM. Such as PVCWD, FCGMA or Oxnard City Council.	Entity Name & Location		Date	Mileage	✓
	Oxnard Workshop		9/17	10	
7. Meetings with board members or executive management of other agencies. Includes FCGMA, LAFCO, RiverPark JPA, AWAVC BoD, Oxnard Chamber of Commerce Water Committee, ACWA, CSDA, GSA.	Entity Name & Location		Date	Mileage	✓
	Pleasant Valley Mtg		9/25	20	
	<i>(PVCWD/UNCD)</i>				
8. Public meetings hosted by District regarding District matters Such as Section 10 HCP, Vern Freeman Fish Panel.	Meeting Description & Location		Date	Mileage	


9. Meetings with state or federal legislators or officials or representatives from other entities. At the request of the BoD, BP or GM.	Official Name/Meeting Description & Location	Date	Mileage	

Other Expenses	Total
Days of out of town travel	
Lodging*	\$
Meals*	\$
Transportation*	\$
Misc.*	\$

* attach all receipts

This section to be completed by Finance Department only			
Phone Allowance			\$50.00
Total # of meetings**	<u>8</u>	x \$260	\$ <u>2080</u>
**not to exceed 10 meetings and \$2,600. per month or 1 meeting per day			
Total days of travel		x \$100.00/day	
Total # of miles	<u>201</u>	x \$0.67/mile	\$ <u>134.67</u>
Total other expenses			\$
TOTAL MILEAGE AND OTHER EXPENSES			\$ <u>2214.67</u>

Director Signature  Date 10/2/24


General Manager Signature  Date: 10/8

Definitions
 BoD: Board of Directors
 BP: Board President
 GM: General Manager

Board of Directors
 Activities and Expenses for Month September Year 2024

Due on last day of month

Director: S. Huber

1. UWCD Board Meetings Regular, special or emergency meetings.			Date	Mileage	✓
			9/11	8	
2. UWCD Committee/Advisory Body Meetings Environmental, Executive, Finance/Audit, Groundwater, Operations, Planning, Recreation and RiverPark JPA Committees.	Committee Name & Location		Date	Mileage	✓
	Admin and Finance Committee/HQ		9/30	8	
3. Meeting with GM or District Legal Counsel (LC)	W/ GM or LC	Meeting Description & Location	Date	Mileage	
4. Conferences/Trainings. Includes conferences or educational activities organized by ACWA, AWAVC & CSDA.	Event Name & Location		Date	Mileage	
5. <u>Appointed representative</u> to meetings of other entities' Boards. Includes FCGMA, LAFCO, RiverPark JPA, AWAVC BoD, Oxnard Chamber of Commerce Water Committee, ACWA, CSDA and GSA. Or preparatory meetings with GM regarding above meetings.	Entity Name & Location		Date	Mileage	✓ ✓
	RDP/ VC Gov Ctr		9/12	10	
	AWA Water Issues Comm/ Zoom		9/17	0	
	(TWO MEETINGS/ ONE DATE)				
6. Meetings of other government entities at request of BoD, BP or GM. Such as PVCWD, FCGMA or Oxnard City Council.	Entity Name & Location		Date	Mileage	✓
	Oxnard Water Workshop Oxnard CA		9/17	6	
7. Meetings with board members or executive management of other agencies. Includes FCGMA, LAFCO, RiverPark JPA, AWAVC BoD, Oxnard Chamber of Commerce Water Committee, ACWA, CSDA, GSA.	Entity Name & Location		Date	Mileage	
8. Public meetings hosted by District regarding District matters Such as Section 10 HCP, Vern Freeman Fish Panel.	Meeting Description & Location		Date	Mileage	

Board of Directors

Due on last day of month

Per Diem and Expenses for Month September Year 2024

9. Meetings with state or federal legislators or officials or representatives from other entities. At the request of the BoD, BP or GM.	Official Name/Meeting Description & Location	Date	Mileage	

Other Expenses	Total
Days of out of town travel	
Lodging*	\$
Meals*	\$
Transportation*	\$
Misc.*	\$


* attach all receipts

This section to be completed by Finance Department only			
Phone Allowance			\$50.00
Total # of meetings**	<u>54</u>	x \$260	\$ <u>1300</u>
**not to exceed 10 meetings and \$2,600. per month or 1 meeting per day			
Total days of travel		x \$100.00/day	
Total # of miles	<u>32</u>	x \$0.67/mile	\$ <u>21.44</u>
Total other expenses			\$
TOTAL MILEAGE AND OTHER EXPENSES			\$ <u>1371.44</u>

10/0.00


1,061.44

Director Signature



Date: 9/30/24

General Manager Signature



Date: 10/2/24

Definitions

BoD: Board of Directors


BP: Board President

GM: General Manager

Board of Directors
Activities and Expenses for Month October **Year** 2024

Due on last day of month

Director: S. Huber

1. UWCD Board Meetings Regular, special or emergency meetings.			Date	Mileage	✓
			10/9	8	
2. UWCD Committee/Advisory Body Meetings Environmental, Executive, Finance/Audit, Groundwater, Operations, Planning, Recreation and RiverPark JPA Committees.	Committee Name & Location		Date	Mileage	✓
	Eng and Ops Committee/HQ		10/3	8	
3. Meeting with GM or District Legal Counsel (LC)	W/ GM or LC	Meeting Description & Location	Date	Mileage	
4. Conferences/Trainings. Includes conferences or educational activities organized by ACWA, AWAVC & CSDA.	Event Name & Location		Date	Mileage	✓
	AWA Waterwise		10/24	8	
5. Appointed representative to meetings of other entities' Boards. Includes FCGMA, LAFCO, RiverPark JPA, AWAVC BoD, Oxnard Chamber of Commerce Water Committee, ACWA, CSDA and GSA. Or preparatory meetings with GM regarding above meetings.	Entity Name & Location		Date	Mileage	
	RDP/ VG Gov Ctr		10/3	10	
	(TWO LTGS / SAME DAY)				
6. Meetings of other government entities at request of BoD, BP or GM. Such as PVCWD, FCGMA or Oxnard City Council.	Entity Name & Location		Date	Mileage	
7. Meetings with board members or executive management of other agencies. Includes FCGMA, LAFCO, RiverPark JPA, AWAVC BoD, Oxnard Chamber of Commerce Water Committee, ACWA, CSDA, GSA.	Entity Name & Location		Date	Mileage	
8. Public meetings hosted by District regarding District matters Such as Section 10 HCP, Vern Freeman Fish Panel.	Meeting Description & Location		Date	Mileage	

Board of Directors
 Per Diem and Expenses for Month October Year 2024

Due on last day of month


9. Meetings with state or federal legislators or officials or representatives from other entities. At the request of the BoD, BP or GM.	Official Name/Meeting Description & Location	Date	Mileage	

Other Expenses	Total
Days of out of town travel	
Lodging*	\$
Meals*	\$
Transportation*	\$
Misc.*	\$

* attach all receipts

This section to be completed by Finance Department only			
Phone Allowance			\$50.00
Total # of meetings**	<u>3</u>	x \$260	\$ <u>780 -</u>
**not to exceed 10 meetings and \$2,600. per month or 1 meeting per day			
Total days of travel		x \$100.00/day	
Total # of miles	<u>24</u>	x \$0.67/mile	\$ <u>16.08</u>
Total other expenses			\$
TOTAL MILEAGE AND OTHER EXPENSES			\$ <u>846.08</u> ^{ro}

Director Signature



Date:

10/28/2024

General Manager Signature



Date:

11/29

Definitions

BoD: Board of Directors

BP: Board President

GM: General Manager



STAFF REPORT

To: UWCD Board of Directors

From: Mauricio E. Guardado, Jr., General Manager

Date: November 4, 2024 (November 13, 2024 Meeting)

Agenda Item: 2.6 General Manager's Report
Information Item

Staff Recommendation:

The General Manager will present information on his activities of possible interest to the Board and that may have consequences to the District.

Discussion:

The General Manager's primary responsibility is to ensure that the policies and directions of the Board of Directors are adhered to as he oversees and manages the efforts of the department managers and their staff in the day-to-day operation and administration of the District. All of these efforts are to be consistent with the District's Mission Statement and within the fiscal constraints set by the Board of Directors.

The District's managers provide detailed monthly updates to the Board of Directors which outline projects' statuses, accomplishments, issues of concern, projects planning, etc. The monthly General Manager's report provides an opportunity for the General Manager to discuss issues that may impact the efforts of the separate departments as they pursue their defined goals and objectives. The report also provides the Board with information on the District's efforts and involvement in local, regional and state-wide issues.

Finally, the monthly General Manager's report offers the Board of Directors an overview of how their policies and directions are being administered through discussion of the work plan and efforts of the General Manager.



STAFF REPORT

To: UWCD Board of Directors

Through: Mauricio E. Guardado, Jr., General Manager

From: Tracy Oehler, Executive Assistant/Clerk of the Board

Date: November 4, 2024 (November 13, 2024, meeting)

Agenda Item: 2.7 Ventura Local Agency Formation Commission Ballot for Election of a Special District Regular Member Motion

Staff Recommendation:

The Board will vote for one candidate for the election of a special district regular member to the Ventura Local Agency Formation Commission for a four-year term beginning January 1, 2025.

Background:

As explained in the Ventura Local Agency Formation Commission (LAFCo) October 22, 2024 cover letter to the District (Attachment A), this election is being conducted by email pursuant to California Government Code Section 56332 as the District provided its consent to vote via email; see enclosed list of districts (Attachment B).

A total of four candidates have been nominated for the regular member position. Candidates are listed alphabetically on the official ballot and a copy of each candidate's statement (if provided) is enclosed (Attachment C).

The Board will discuss the candidates and make a motion and vote for one regular member. The ballot must be signed and dated by the Board President and returned to kau.luoma@ventura.org **by 5 p.m. on Friday, December 6, 2024.**

There are 29 independent special districts eligible to vote in this election. At least 15 districts must return completed/signed ballots to achieve a quorum. If a quorum is achieved, the candidate receiving the most votes will be considered elected. In the event of a tie for the most votes, the outcome will be determined by lot. The election results will be mailed to each district no later than Friday, December 20, 2024.

Fiscal Impact: None.

Attachments:

- A LAFCo October 22, 2024 Letter to UWCD
- B Independent Special District List
- C Ballot and Candidate Statements

ATTACHMENT A



VENTURA LOCAL AGENCY FORMATION COMMISSION

801 S. VICTORIA AVENUE, SUITE 301 • VENTURA, CA 93003

TEL (805) 654-2576 • FAX (805) 477-7101

VENTURA.LAFCO.CA.GOV

October 22, 2024

President/Chair of the Board
c/o General Manager
United Water Conservation District
1701 N. Lombard St, Ste 200
Oxnard, CA 93030

RE: Ballot for Election of a Special District Regular Member to the Ventura LAFCo

Dear President/Chair of the Board:

Enclosed please find your Official Ballot for the election of a special district regular member to the Ventura LAFCo for a new, four-year term beginning January 1, 2025, and ending December 31, 2028. This election is being conducted by mail pursuant to California Government Code Section 56332 (or by email, if consent has been provided by your District - see enclosed list of those districts which have consented to email). A total of four candidates have been nominated for the regular member position. The candidates are listed alphabetically on the Official Ballot and a copy of each candidate's statement (if submitted) is enclosed.

INSTRUCTIONS

- **Use the enclosed Official Ballot to vote for only one candidate.**
- **The ballot must be signed and dated by the district president/chair or presiding officer.**
- **All ballots being returned via US Mail must be returned to the Ventura LAFCo at the address listed above. Districts that have previously consented to conduct elections via email can email a copy of the signed ballot to: kai.luoma@ventura.org.**
- **BALLOTS MUST BE RECEIVED BY 5:00 p.m. FRIDAY, DECEMBER 6, 2024. (Ballots received after 5:00 p.m. Friday, December 6, 2024, will not be counted.)**

There are 29 independent special districts eligible to vote in this election. At least 15 districts must return completed/signed ballots to achieve a quorum. If a quorum is achieved, the candidate receiving the most votes will be considered elected. In the event of a tie for the most votes, the outcome will be determined by lot. The election results will be mailed to each district no later than Friday, December 20, 2024. Please let us know if you have questions.

Sincerely,

Kai Luoma
Executive Officer

Enclosures
c: General Manager



ATTACHMENT B

VENTURA LOCAL AGENCY FORMATION COMMISSION

801 S. VICTORIA AVENUE, SUITE 301 • VENTURA, CA 93003

TEL (805) 654-2576 • FAX (805) 477-7101

WWW.VENTURA.LAFCO.CA.GOV


INDEPENDENT SPECIAL DISTRICTS IN VENTURA COUNTY

As of October 2024

1. Bardsdale Public Cemetery District
2. Bell Canyon Community Services District
3. Blanchard/Santa Paula Library District*
4. Calleguas Municipal Water District*
5. Camarillo Health Care District*
6. Camrosa Water District*
7. Casitas Municipal Water District*
8. Channel Islands Beach Community Services District*
9. Conejo Recreation & Park District*
10. El Rancho Simi Public Cemetery District*
11. Fillmore-Piru Memorial District
12. Fox Canyon Groundwater Management Agency*
13. Hidden Valley Municipal Water District
14. Meiners Oaks Water District*
15. Ojai Valley Sanitary District*
16. Ojai Water Conservation District
17. Oxnard Drainage District No. 1*
18. Oxnard Drainage District No. 2*
19. Oxnard Harbor District*
20. Piru Public Cemetery District*
21. Pleasant Valley County Water District
22. Pleasant Valley Recreation & Park District*
23. Rancho Simi Recreation & Park District*
24. Saticoy Sanitary District*
25. Triunfo Sanitation District*
26. United Water Conservation District*
27. Ventura County Resource Conservation District*
28. Ventura Port District*
29. Ventura River County Water District*

* Special Districts that have provided written consent to conduct the election via email as of October 22, 2024.

ATTACHMENT C



OFFICIAL BALLOT - 2024
INDEPENDENT SPECIAL DISTRICTS SELECTION COMMITTEE
Regular Special District Member to the Ventura LAFCo

United Water Conservation District

This is the Official Ballot for the Independent Special Districts Selection Committee for the purpose of electing the following position to the Ventura LAFCo:

One special district regular member for a four-year term beginning January 1, 2025, and ending December 31, 2028.

The election involves four candidates for the special district regular member (listed below in alphabetical order). Please vote for only one candidate. A minimum of 15 qualified ballots must be returned by the deadline to establish a quorum of the independent special districts, pursuant to Government Code Section 56332. The candidate receiving the most votes of the quorum shall be elected. In the event of a tie vote, the outcome will be determined by lot.

PLEASE SIGN AND RETURN THIS BALLOT to the Ventura LAFCo, 801 S. Victoria Avenue, Suite 301, Ventura, CA 93003, or if previous consent has been given to conduct elections via e-mail, send your signed ballot to kai.luoma@ventura.org. All ballots MUST be signed and dated by the district president/chair or presiding officer of the board and received by LAFCo by 5 P.M. Friday, December 6, 2024, to be counted.

As the District President, Chair or Presiding Officer, I duly certify that the United Water Conservation District does hereby cast its ballot as follows:

REGULAR LAFCo SPECIAL DISTRICT MEMBER FOR A FOUR-YEAR TERM BEGINNING JANUARY 1, 2025		
✓	(vote for one)	
	Mohammed Hasan	United Water Conservation District
	Steve Huber	United Water Conservation District
	Chris Stephens	Ventura Port District
	William Ulrich	Ojai Valley Sanitary District

Board President/Chair/Presiding Officer
Printed Name

Board President/Chair/Presiding Officer
Signature

Date: _____

CANDIDATE STATEMENT

Ventura LAFCo
Special District Regular Member

Mohammed A. Hasan, P.E.

Thank you for considering me for the Special District Regular Member of Ventura LAFCo. I have served as the Alternate Special District Member on Ventura LAFCo since 2022. As a 50-year resident of Ventura County where my wife and I raised our children, long ago I came to value the role that LAFCo has played in making our county such a beautiful and thriving place. A place where agriculture and open space are highly valued and protected, where urban sprawl is kept at bay, and where our local governments strive to provide quality and efficient services to our residents.

I have served on the board of directors of United Water Conservation District since 2020 and have an extensive background in water, wastewater, and the environment. I am a civil engineer and surveyor, with a couple of graduate degrees from the University of Iowa. I am the owner and principal engineer of Hasan Consultants, which I founded in 1984. Hasan Consultants, located in Ventura, is a civil/environmental engineering and planning firm. Prior to that, I was head of utilities at the City of Oxnard, and a civil engineer with the Ventura Regional Sanitation District. In these roles, I have had the opportunity to work with Ventura LAFCo in different capacities for over 35 years.

I am a co-founder of Ocean Foresters, which assists local coastal communities establish floating reefs for erosion control; vice president of El Concilio Family Services; a Fellow of two national professional societies; a community college instructor and lecturer; and a Paul Harris fellow of Rotary International. In addition, I have been recognized locally and nationally as a leader in water and wastewater, and authored the water book, *Drought is Not a Four-Letter Word*.

I believe my background and expertise in water and wastewater, the environment, and regional planning gives me a good perspective on the mission and role of LAFCo. That perspective is enhanced by my experience working as a private consultant in land use matters, as well as working for cities and special districts. I believe that I can bring a unique perspective to the Ventura LAFCo and would use that perspective to further the mission of Ventura LAFCO to benefit the entire Ventura County.

It would be a tremendous honor to serve on the Ventura LAFCo as a regular member of the commission, and I would greatly appreciate your support.

Stephen H. Huber

1701 N. Lombard Street, Suite 200
Oxnard, CA 93030
(805) 525-4431
SteveH@unitedwater.org

Subj: Ventura LAFCo Special District Regular Member Candidate Statement

Name: **Steve Huber**

Occupation: Director, United Water Conservation District, Division 5

As the United Water Conservation District representative for LAFCo I will be a transparent member, asking questions, and making suggestions to ensure that we best manage our resources for the present and future.

I have strong relationships with local elected officials, Navy leaders, and business leaders in Oxnard and Ventura County, as well as at the state and national level. As past chair of both the City Planning Commission and the Downtown Oxnard Improvement Association, I understand California Code regarding boundaries, spheres of influence, incorporations, annexations, reorganizations, and other changes of organization. I know the importance of running an efficient, productive meeting within the rules of the Brown Act. I understand the role of a Board member in creating policy that best serves our residents. As a former commanding officer of both a Naval Destroyer and the Naval Surface Warfare Center at Port Hueneme, I have experience in dealing with water issues. My successful 30-year Navy career and membership on several community boards have provided me with the experience for this position.

I would be honored to earn your vote.

Steve Huber

Director, Division 5

United Water Conservation District

CHRIS STEPHENS

Nominated by the Ventura Port District Board of Port Commissioners to be a candidate to serve as Special District's regular member on Ventura County LAFCo.

Chris Stephens was appointed to the Ventura Port District Board effective July 1, 2017. He served as Board Chair from 2019 through 2022. Previously, Chris served on the County Planning Commission, the City of Ventura General Plan Visioning Committee and later its Charter Committee

Stephens served 35 years in a number of local government positions. He served as Ventura County's Planning Director and later as the head of its Resource Management Agency. Prior to that he served as the Deputy Executive Director of the Ventura County Transportation Commission. He has been involved with many community organizations and programs and has served as a member of the Hansen Agricultural Trust Advisory Board, the Ag Futures Alliance, Foothill Little League Board, Ventura YMCA Program Committee, and *House Farm Workers!* Board of Directors.





STAFF REPORT

To: UWCD Board of Directors

Through: Mauricio E. Guardado, Jr., General Manager

From: Tracy Oehler, Executive Assistant/Clerk of the Board

Date: November 4, 2024 (November 13, 2024, meeting)

Agenda Item: 3.1 Approval of the October 9, 2024 Regular Meeting Minutes
Motion

Staff Recommendation:
Approve the minutes.



Board of Directors
Sheldon G. Berger President
Lynn E. Maulhardt, Vice President
Catherine P. Keeling, Secretary/Treasurer
Keith Ford
Mohammed A. Hasan
Steve Huber
Gordon Kimball

General Manager
Mauricio E. Guardado, Jr.

Legal Counsel
David D. Boyer

MINUTES REGULAR BOARD MEETING

Wednesday, October 9, 2024, 12:00 p.m.
Board Room, UWCD Headquarters
1701 N. Lombard Street, Oxnard CA 93030

ROLL CALL

Present: Directors Ford, Hasan, Huber, Maulhardt, Keeling, Kimball, and President Berger (arrived 12:21 p.m.)

Absent: None

1. **FIRST OPEN SESSION:** 12:00 p.m.

1.1 **Public Comments:** None

1.2 **EXECUTIVE (CLOSED) SESSION:** 12:05 p.m.

The Board will discuss matters outlined in the attached Executive (Closed) Session Agenda (Exhibit A).

2. **SECOND OPEN SESSION AND CALL TO ORDER:** 1:00 p.m.

2.1 **Pledge of Allegiance:** President Berger

2.2 **Public Comment**

Public Speakers: None

Communications Received: Steven Nash and Bert Perello

2.3 **Approval of Agenda**

Action: M/S/C (Hasan/Huber) to approve the agenda.

Voice Vote: All Ayes

2.4 **Oral Report Regarding Executive (Closed) Session**

District Legal Counsel David D. Boyer stated there was no reportable action.

2.5 **Board Members' Activities Report Information Item**

Received and filed.

**2.6 General Manager's Report
Information Item**

Received and filed.

2.7 Fiscal Year 2023-2024 Fourth Quarter Financial Report (July 1, 2023 – June 30, 2024)

Received and filed.

2.8 Ventura Local Agency Formation Commission Nomination for Ventura LAFCo Special District Regular Member

Action: M/S/C (Maulhardt/Kimball) to approve nominate Director Huber and adopt **Resolution No. 2024-14**.

Vote: Ayes: Ford, Huber, Keeling, Kimball, Maulhardt, and Berger; Noes: Hasan; Absent: None

2.9 Overview of the District's Strategic Plan

Received and filed.

3. CONSENT CALENDAR

Action: M/S/C (Maulhardt/Ford) to approve the consent calendar.

Vote: Ayes: Ford, Huber, Hasan, Keeling, Kimball, Maulhardt, and Berger; Noes: None; Absent: None

3.1 Approval of the September 11, 2024 Regular Meeting Minutes

Approved the minutes.

3.2 Groundwater Basin Status Reports

Received and filed.

3.3 Investment Monthly Report (August 2024)

Received and filed.

3.4 Approval of the Request from Sierra Pacific Farms, Inc. to Waive the Penalties and Interest Charges for Late Submission and Payment

Approved the request from Sierra Pacific Farms, Inc.'s to waive penalties and interest charges of \$11,079.48 for a late payment and filing for well numbers 04N19W26P02S, 04N18W19P02S, 03N20W03P01S, 03N20W03J02S, 04N19W26J03S, and 04N18W30E01S.

3.5 Adopt a Resolution Approving and Adopting the California Environmental Quality Act Initial Study-Mitigated Negative Declaration and issuance of the Notice of Determination for the Groundwater Recharge Capacity Expansion Project – Ferro Recharge (CIP 8018)

Adopted a Resolution approving and adopting the Initial Study-Mitigated Negative Declaration (IS-MND) and accompanying Mitigation Monitoring and Reporting Program (MMRP) for the Groundwater Recharge Capacity Expansion Project – Ferro Recharge (Project), authorizing its implementation by the General Manager, and directing the Environmental Services Manager to file a Notice of Determination in accordance with the California Environmental Quality Act (CEQA). **Resolution No. 2024-15**

4. MONTHLY REPORTS BY DEPARTMENT

4.1 Operations and Maintenance Department Monthly Report

Chief Operations Officer Craig Morgan gave a presentation; received and filed.

4.2 Park and Recreation Department Monthly Report

Report received and filed; no presentation was given.

4.3 Water Resources Department Monthly Report and Update on Activities of Local Groundwater Sustainability Agencies (GSAs)

Principal Hydrologist Murray McEachron, Associate Hydrologist Luke Bryden, and Senior Hydrogeologist Chris Coppinger gave a presentation; received and filed.

4.4 Administrative Services Department Monthly Report

Senior Park Ranger Bernard Riedel gave a presentation; received and filed.

Chief Human Resources Officer Josh Perez, Chief Financial Officer Brian Zahn, Risk and Safety Manager Tony Huynh, and Senior Park Ranger Bernard Riedel gave an oral presentation; report received and filed.

4.5 Engineering Department Monthly Report

Chief Engineer Dr. Maryam Bral gave a presentation; received and filed.

4.6 Environmental Services Department Monthly Report

Environmental Services Manager Marissa Caringella gave a presentation; received and filed.

5. MOTION ITEMS

5.1 Adopt a Resolution Approving the Revised Owners Dam Safety Program and Overarching Dam Safety Program Policy dated October 2024 (CIP 8002-8003)

Action: M/S/C (Maulhardt/Hasan) to adopt a Resolution approving the revised Santa Felicia Dam Owners Dam Program, revision 10.0 dated October 2024, and the Overarching Dam Safety Program Policy. **Resolution No. 2024-16**

Vote: Ayes: Ford, Hasan, Huber, Keeling, Kimball, Maulhardt, and Berger; Noes: None; Absent: None

5.2 Approve a Construction Contract with Toro Enterprises, Inc., in the Amount of \$5,092,286 for the Construction of the Recycled Water Connection – Laguna Road Pipeline Project (CIP 8043)

Action: M/S/C (Maulhardt/Hasan) to approve a construction contract with Toro Enterprises, Inc., in the amount of \$5,092,286 for the construction of the Recycled Water Connection – Laguna Road Pipeline Project (CIP 8043) subject to and conditioned upon United obtaining additional grant funding to cover the budget shortfall and authorizing the General Manager to execute the construction contract upon written confirmation of such additional funding.

Vote: Ayes: Ford, Hasan, Huber, Keeling, Kimball, Maulhardt, and Berger; Noes: None; Absent: None

5.3 Approve an Amendment to the Professional Services Agreement with Cramer Fish Sciences for Final Analyses and Deliverables Associated with the Santa Felicia Dam Fish Passage Program Pre-Implementation Study Plan in the Amount of \$149,687

Action: M/S/C (Hasan/Huber) to approve an amendment to the professional consulting services agreement with Cramer Fish Sciences in the amount of \$149,687 to develop final project analyses and deliverables associated with the “Santa Felicia Dam Fish Passage Program Pre-Implementation Study Plan” and authorize the General Manager to execute the amendment.

Vote: Ayes: Ford, Hasan, Huber, Keeling, Kimball, Maulhardt, and Berger; Noes: None; Absent: None

6. BOARD OF DIRECTORS READING FILE

7. FUTURE AGENDA ITEMS

8. ADJOURNMENT

The meeting was adjourned at 3:14 p.m.

I certify that the above is a true and correct copy of the minutes of the UWCD Board of Directors meeting of October 9, 2024.

ATTEST: _____
Catherine P. Keeling, Board Secretary

ATTEST: _____
Tracy J. Oehler, Clerk of the Board

EXHIBIT A
EXECUTIVE (CLOSED) SESSION AGENDA

1. LITIGATION

1.1 CONFERENCE WITH LEGAL COUNSEL – ANTICIPATED LITIGATION

Pursuant to Government Code Section 54956.9(d)(2), three (3) cases.

1.2 CONFERENCE WITH LEGAL COUNSEL – EXISTING LITIGATION

Pursuant to Government Code Section 54956.9 (d)(1)

- A. Wishtoyo Foundation, et al v. United Water Conservation District, U.S. District Court for the Central District of California, Case No.2:16-cv-03869 GHK (PLAx).


- B. OPV Coalition v Fox Canyon Groundwater Management Agency, Superior Court of the State of California, County of Ventura, Case No. 56-2021-00555357-CU-PT-VTA; Complaint for Comprehensive Groundwater Adjudication of the Oxnard Groundwater Subbasin (No. 4-004.02) and Pleasant Valley Subbasin (No. 4-006) Pursuant to Sections 830, *Et Seq.* of the Code of Civil Procedure; Declaratory Relief; Quiet Title; and Petition for Writs of Mandate.



United Water
CONSERVATION DISTRICT


BOARD OF DIRECTORS MEETING
October 9, 2024

1



Q4 2023-2024
Financial Review

OCTOBER 9, 2024



2

Highlights

GROUNDWATER AND WIFIA LOAN PROCEEDS DRIVE REVENUE BEING LOWER THAN BUDGET



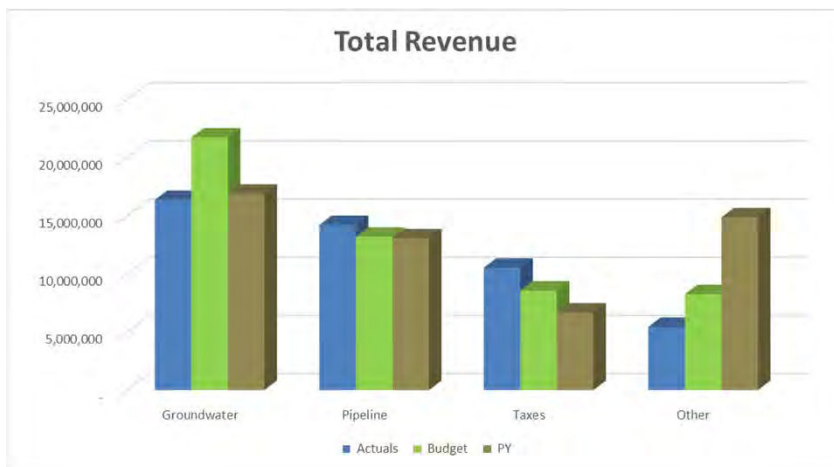
in \$000's	Q4 FY23-24 Actual	Q4 FY23-24 Budget	Q4 FY22-23 Actual
Taxes	10,519	8,557	6,658
Water Delivery/Fixed Cost	14,192	13,185	13,043
Groundwater	16,349	21,725	16,882
Other Operating Revenue	920	875	853
Non-Operating Revenue	4,508	7,367	13,996
Total Revenue	\$ 46,488	\$ 51,708	\$ 51,432

REVENUE

Total operating revenue is \$5.2M or 10% lower than budget

- Taxes are higher than budget, \$2.0M or 23%
- Pipeline revenue is higher than budget, \$1.0M or 8%
- Groundwater revenue is lower than budget, \$5.4M or 25%
- Other Operating Revenue is flat to budget, \$45K or 5%
- Non-Operating Revenue is lower than budget, \$2.9M or 39% primarily due \$3.1M in WIFIA loan proceeds that were not received by year-end and \$2.8M in grants not received. This was offset by positive variances in all other accounts including \$1.2M Misc. Revenue, \$688K LAIF Interest, and \$454K Unrealized Gain.

Total Revenue



- Groundwater lower \$5.4M or 25%
- Pipeline higher \$1.0M or 8%
- Taxes higher \$2.0M or 23%
- Other Revenue lower \$2.8M or 39%

Highlights

PROFESSIONAL FEES AND CAPITAL SPEND DRIVE LOWER THAN BUDGET



in \$000's	Q4 FY23-24 Actual	Q4 FY23-24 Budget	Q4 FY22-23 Actual
Personnel Expense	13,814	15,384	12,958
Professional Fees	8,607	10,697	7,362
Operating Expense	33,957	48,013	23,502
Allocated Overhead	5,547	7,107	5,382
Debt Service	843	3,031	882
Other	2,661	3,608	2,201
Total Expenditure	\$ 65,428	\$ 87,841	\$ 52,287

EXPENDITURE

Total Expenditures are \$22.4M or 26% lower than budget

- Professional and legal fees are lower than budget \$2.1M or 20% due to underspending across all departments
- Operating expenses are lower than budget \$14.1M or 29% due completely to lower Capital spend \$1.1M and lower CIP spend 17.6M (Design, Construction, and CEQA Permits) offset by higher State Water purchases \$5.5M
- Allocated Overhead lower than budget \$1.5M or 22% due to Professional Fees and Capital Equipment

Recreation

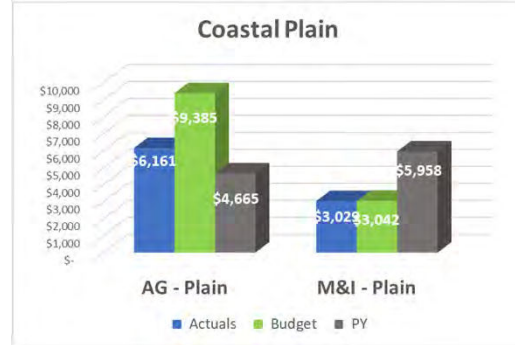
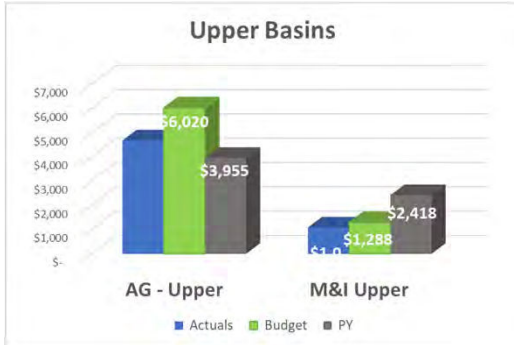


- Revenue higher than budget \$151K or 17%
- Expenses lower than budget \$197K or 8%
- Total funding (\$1.2M) actual vs. (\$1.5M) budget
- Condor Point Store \$73K in revenue and \$87K expenses. \$14K loss attributed to initial start-up costs.

in \$000's	Q4 FY23-24 Actual	Q4 FY23-24 Budget	Variance
Camping	483	-	483
Recreation Fees	229	883	(654)
Filming Fees	54	-	54
Misc	268	-	268
Total Revenue	\$ 1,034	\$ 883	\$ 151
Personnel Expense	910	1,065	(155)
Professional Fees	37	72	(35)
Operating Expense	693	646	47
Allocated Overhead	241	308	(68)
Debt Service	1	0	0
Other	328	315	12
Total Expenditure	\$ 2,210	\$ 2,407	\$ (197)

Groundwater Revenue

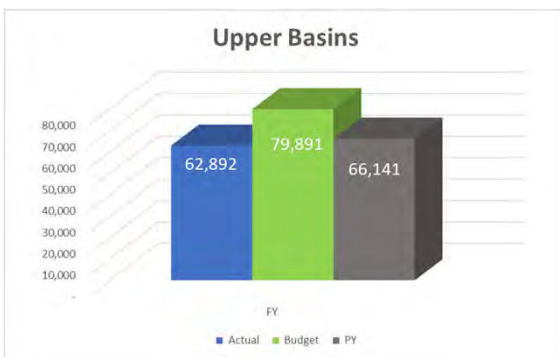
UPPER BASIN AND COASTAL PLAIN



In \$000's	Groundwater	Actuals	Budget	PY	vs Budget	vs PY	% var Budget	% var PY
Zone A	AG - Upper	\$ 4,676	\$ 6,020	\$ 3,955	(1,344)	721	-22%	18%
	M&I Upper	\$ 1,085	\$ 1,288	\$ 2,418	(203)	(1,333)	-16%	-55%
Zone B	AG - Plain	\$ 6,161	\$ 9,385	\$ 4,665	(3,224)	1,496	-34%	32%
	M&I - Plain	\$ 3,029	\$ 3,042	\$ 5,958	(13)	(2,929)	0%	-49%
		\$ 14,951	\$ 19,735	\$ 16,995	\$ (4,784)	\$ (2,044)	-24%	-12%

Groundwater Volume

UPPER BASIN AND COASTAL PLAIN

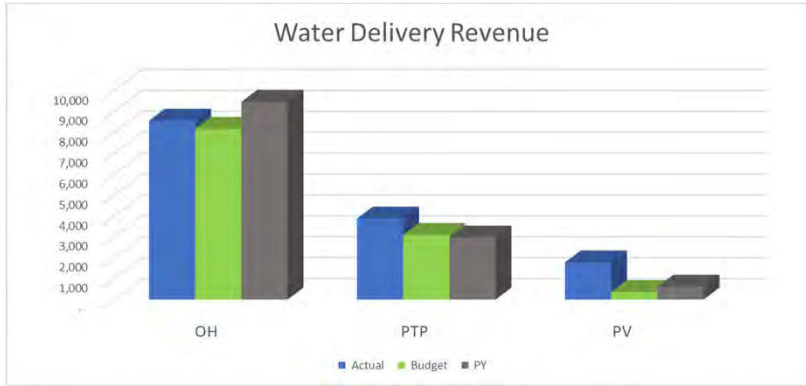


In AF		1st Half	2nd Half	FY
Upper Basins	Actual	40,467	22,425	62,892
	Budget	44,762	35,129	79,891
	PY	44,290	21,851	66,141
	Variance	90%	64%	79%

In AF		1st Half	2nd Half	FY
Coastal Plain	Actual	31,955	18,203	50,158
	Budget	38,834	29,629	68,463
	PY	39,756	19,021	58,777
	Variance	82%	61%	73%

Pipeline Revenue

EXCLUDING IN-LIEU OF PUMPING CHARGES

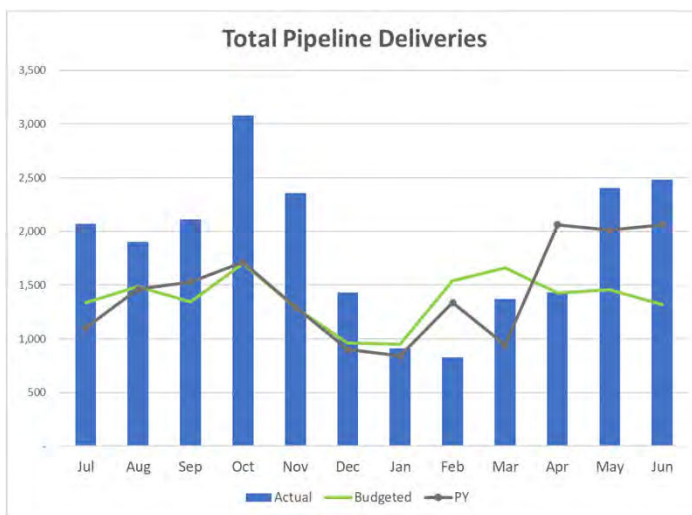


- Pipeline Revenue higher than budget 5%
- OH 1% lower
- PTP 25% higher
- PV 390% higher

Pipeline	Actual	Budget	PY	vs Budget	vs PY	% var Budget	% var PY
OH	8,554	8,167	9,461	387	(907)	5%	-10%
PTP	3,873	3,092	2,965	781	907	25%	31%
PV	1,776	362	612	1,414	1,164	390%	0%
	\$ 14,203	\$ 11,621	\$ 13,039	\$ 2,582	\$ 1,164	22%	9%

Pipeline Volume

DELIVERY VOLUME 16,056 AF YTD VS. BUDGET OF 12,270 AF



- Delivery volume 36% higher than budget (22,377 AF Actual vs. 16,480 AF Budget)

Cost of Water

AF VS. GALLONS



WATER CHARGES PER AF

Zones	AG	M & I
Zone A - GW	\$ 145.07	\$ 161.28
Zone B - GW	\$ 280.32	\$ 312.76
Zone S (Zone B plus Zone S charge)	\$ 305.98	\$ 341.50
City of Oxnard (M&I - OH Pipeline)		\$ 1,068.06

WATER CHARGES PER GALLON

Zones	AG	M & I
Zone A - GW	\$ 0.0004	\$ 0.0005
Zone B - GW	\$ 0.0009	\$ 0.0010
Zone S (Zone B plus Zone S charge)	\$ 0.0009	\$ 0.0010
City of Oxnard (M&I - OH Pipeline)		\$ 0.0033

11

11

Personnel Expenses

SALARIES DRIVE BUDGET FAVORABILITY



	Q4 2023-24 Actual	Q4 2023-24 Budget	PY Actual	Var to Budget	% Var to Budget	Var to PY	% Var to PY
Regular Salary	8,841	9,999	8,407	1,158	12%	434	5%
Over-time Salary	198	258	268	60	23%	-70	-26%
Part-time	541	583	333	42	7%	207	62%
Salaries	\$ 9,580	\$ 10,840	\$ 9,009	1,260	12%	\$ 571	6%
Retirement- Classic	1,651	1,922	826	271	14%	825	100%
Retirement - PEPRA	382	343	1,261	(39)	-11%	-879	-70%
Soc Sec/457b Expense	537	544	503	7	1%	34	7%
Medicare Expense	136	141	129	5	3%	7	6%
SUI Expense	18	20	16	2	12%	2	12%
Medical Ins Exp	1,017	1,184	916	167	14%	101	11%
LTD	25	23	22	(1)	-5%	3	12%
Life Insurance	24	31	25	6	21%	-1	-3%
Worker's Comp Expens	252	312	116	60	19%	135	116%
OPEB	40	-	31	(40)	0%	9	27%
Deferred Comp	68	24	41	(44)	-181%	26	0%
Other	85	-	62	(85)	0%	23	0%
Employee Benefits	\$ 4,234	\$ 4,545	\$ 3,949	311	7%	\$ 284	7%
Personnel Expenses	\$ 13,814	\$ 15,384	\$ 12,958	1,571	10%	\$ 856	7%

- Salaries are lower than budget \$1.3M or 12%
- Employee Benefits are lower than budget \$0.3M or 7%

12

12

Operating Expenses

PROFESSIONAL FEES DRIVE BUDGET FAVORABILITY



000's	Q4 2023-24 Actual	Q4 2023-24 Budget	PY Actual	Var to Budget	% Var to Budget	Var to PY	% Var to PY
Profess Fees - Engineering	297	399	388	(101)	-25%	(91)	-23%
Prof. Fees - Environmental	1,140	2,740	868	(1,600)	-58%	272	31%
Prof. Fees - IT consulting	94	144	59	(50)	-34%	35	59%
Prof. Fees - GW Consulting	11	71	23	(60)	-85%	(12)	-53%
Prof. Fees - Other	1,831	3,033	2,323	(1,201)	-40%	(491)	-21%
Professional Fees	\$ 3,374	\$ 6,386	\$ 3,662	\$ (3,012)	-47%	\$ (288)	-8%
Legal Fees	5,232	4,311	\$ 3,701	\$ 921	21%	\$ 1,532	41%
Utilities	2,128	2,443	1,867	(315)	-13%	261	14%
Maintenance	1,920	2,349	1,472	(429)	-18%	447	30%
Field Supplies	160	156	763	4	3%	(603)	-79%
Insurance	788	996	700	(208)	-21%	87	12%
Office Expenses	755	1,148	458	(394)	-34%	297	65%
Miscellaneous	1,229	1,390	403	(161)	-12%	826	205%
Travel, Trainings and Meetings	171	366	137	(194)	-53%	34	25%
Gasoline, Diesel, Fuel	200	215	187	(15)	-7%	14	7%
Fox Canyon GMA	469	538	626	(69)	-13%	(157)	-25%
Safety, supplies, clothing	187	138	154	49	36%	33	100%
Telephone	95	82	78	13	16%	17	22%
General Operating Expenses	\$ 8,102	\$ 9,821	\$ 6,847	\$ (1,719)	-18%	\$ 1,255	18%
State Water Import Costs	9,772	4,279	\$ 1,551	\$ 5,493	128%	\$ 8,221	100%
Total Operating Expenses	\$ 26,481	\$ 24,798	\$ 15,760	\$ 1,683	7%	\$ 10,720	68%

- Professional Fees are lower than budget \$3.0M
- Legal fees are higher than budget \$0.9M
- Operating expenses are lower than budget \$1.7M, key variances include:
 - Office Expenses \$394K
 - Utilities \$315K
 - Maintenance \$429K
 - Misc. \$161K
- State Water cost higher due to State Water purchases

Allowance for Doubtful Accounts



	2017-18	2018-19	2019-20	2020-21	2021-22	2022-23	2023-24
Allowance for Doubtful Accounts	\$ 120,044	\$ 264,052	\$ 348,579	\$ 538,770	\$ 998,414	\$ 1,181,428	\$ 1,641,900
Year Over Year Increase (\$)		\$ 144,008	\$ 84,527	\$ 190,191	\$ 459,644	\$ 183,014	\$ 460,472
Year Over Year Increase (%)		120.0%	32.0%	54.6%	85.3%	18.3%	39.0%

Top 10 Delinquent Accounts



Account Number	Name Or Entity Name / Service Address/Unit	Balance
020-00001-00	MUTUAL WATER CO. OF VINEYARD AVE. ESTATES	\$ 273,664.50
601-00320-00	BOSKOVICH FARMS INC,	\$ 204,192.29
800-00230-00	COASTAL FRESH FARMS INC (NO LONGER OPERATOR)	\$ 152,115.42
700-04630-00	PACIFIC EARTH,	\$ 107,497.44
600-01030-00	C&F FLOWERS-EASTWOOD-MONT	\$ 102,933.59
600-00380-00	OCEANVIEW PRODUCE COMPANY	\$ 92,193.33
600-01110-01	OCEANVIEW PRODUCE COMPANY	\$ 78,157.88
100-00360-00	NORMAN'S NURSERY INC.	\$ 69,729.85
200-02760-00	DIGHERA, TONY	\$ 51,430.74
700-04950-00	OCEANVIEW PRODUCE COMPANY	\$ 50,570.76
600-01790-00	OCEANVIEW PRODUCE COMPANY	\$ 23,025.33
		\$ 1,205,511.13

SUPPLEMENTAL WATER PURCHASE FUND STATUS UPDATE



	<u>Revenue (\$000'S)</u>
Beginning Balance - July 1, 2023	\$3,582
Changes in Surcharge	\$1,563
Other	\$0
Ending Balance - June 30, 2024	\$5,145



17

Mission

In concert with its community partners, the United Water Conservation District manages, protects, conserves, and enhances the water resources of the District, producing a reliable and sustainable water supply for all users, in an environmentally and fiscally responsible manner.

18

Vision

United is recognized as an industry leader for its ability to deliver a reliable, high quality, sustainable supply of water to all users, shaping and supporting sound public policy, and cultivating strong partnerships within the water resources field.

19

Goal A: Water Supply

Goal Statement:

Ensure all constituents have access to a reliable long-term water supply.

20

Goal A: Key Performance Indicators

- Groundwater recharge, wholesale and surface water delivery (or new, alternative sources, such as treated brackish water) to meet the needs of all District constituents and the objectives of groundwater sustainability plans for each basin.
- Meeting the overall schedules for development of United's current major water-supply and sustainable-yield improvement projects (e.g., Freeman Expansion and EBB Water).
- Importation of up to 8,000 AFY of water from outside the District (e.g., SWP water), on a 5- to 10-year rolling average.
- Recognition from community members and community leaders that United's water-supply and technical efforts are key to achieving water sustainability in the region.

21

Goal B: System Reliability

Goal Statement:

Ensure the District's existing and planned water supply, conveyance, and recharge systems meet current and future regional needs, including emergency response.

22

Goal B: Key Performance Indicators

- Ground-breaking events for:
 - Santa Felicia Dam Safety Improvement Project (Outlet Works).
 - Freeman Expansion.
 - Extraction Barrier and Brackish Water Treatment Project (Phase 1).
- Continuation of programmatic inspection, assessment, and maintenance of critical water delivery infrastructure.
- Increased operational efficiency.

23

Goal C: Regulatory and Environmental Compliance

Goal Statement:

Ensure long-term sustainability of all District water sources while complying with all applicable regulations.

24

Goal C: Key Performance Indicators

- Acquiring operational and construction permits for District activities to ensure continued operations and implementation of new projects.
- Completion of required monitoring, sampling, analysis, reporting, and other permit requirements.
- Compliance with applicable laws, statutes, and regulations.

25

Goal D: Fiscal Responsibility

Goal Statement:

Protect current and future value of District resources in a transparent, timely, and accurate fashion while adhering to all applicable legal, ethical, and government accounting standards.

26

Goal D: Key Performance Indicators

- Maintenance of fund reserve levels.
- Diversity of financing sources.
- The number and value of grant awards.
- Favorable findings from audit reports.
- Accuracy and relevance of financial reporting.

27

Goal E: Regional Partnership and Leadership

Goal Statement:

Work collaboratively with local jurisdictions,
agencies, and communities to provide
cost-effective water supply solutions.

28

Goal E: Key Performance Indicators

- Engagement of identified key partners.
- Procurement of supplemental water.
- Creation of cooperative agreements for regional projects and programs.
- Receipt of local, state, and federal funding.
- Active participation in organizations by District's Directors and staff.

29

Goal F: Community Outreach & Engagement

Goal Statement:

Create a strong understanding of and support for the District's value proposition and efforts to protect and enhance regional water supplies at the local, regional, state, and federal levels.

30

Goal F: Key Performance Indicators

- Increased number of presentations by the Board and leadership (F1).
- Increased number of presentations by staff (F2).
- Completion and Implementation of Communications Plan (F3).
- Passage of Bond Measure (F4).
- Increased event attendance at Lake Piru events (F5).
- Implementation of the 100 year anniversary celebration (F6).

31

Goal G: Organizational Effectiveness

Goal Statement:

Increase the District's organizational capacity
to meet current and future challenges.

32

Goal G: Key Performance Indicators

- Annual employee turnover and employee succession plan analysis.
- Time/days to fill vacant positions.
- Candidate interest/applications for vacant positions.
- Staff Certifications and Professional Registrations.
- Completion of annual review of District's Policy and Procedures Manual.
- Improvement of staff performance metrics.
- Cybersecurity and physical security assessments.
- Quarterly and annual revenue and visitation assessments of Lake Piru Recreation Area.

33

Values

Transparency
Informed Decision Making
Collaboration
Integrity
Mission-Driven Focus
Operational Efficiency
Fiscal Responsibility
Courage



34



35

OPERATIONS AND
MAINTENANCE
DEPARTMENT
UPDATE

October 9, 2024

36

Felicia Fire



Initial fire-starting point



Air tanker retardant drop



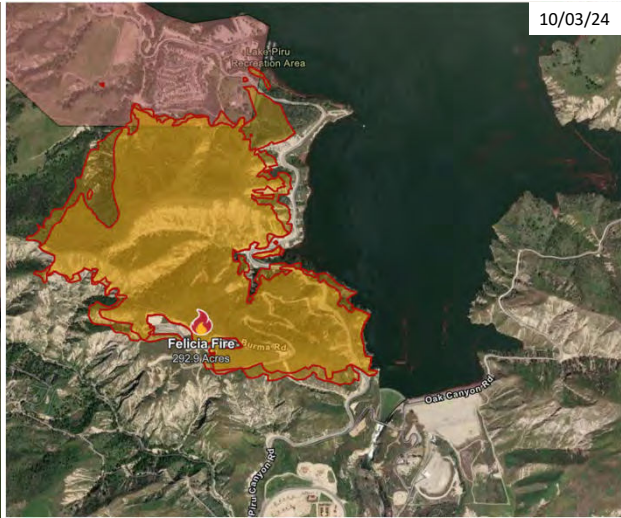
37

37

Felicia Fire



Progression of fire to Treatment Plant



Area impacted by fire



38

38

Felicia Fire



Fire above Olive Grove Campground



39

39

Felicia Fire



Fire progression to the right of Olive Grove Campground



Marina looking south



40

40

Felicia Fire



Cochran property looking south



Escorts out of Piru Canyon Rd.



Felicia Fire



Irrigation and domestic tanks



Felicia Fire

10/04/24



Helicopter drafting off the lake




43

Felicia Fire



44

Felicia Fire



9/2/24




10/04/24

Damage to Southern CA Edison pole near the observation point

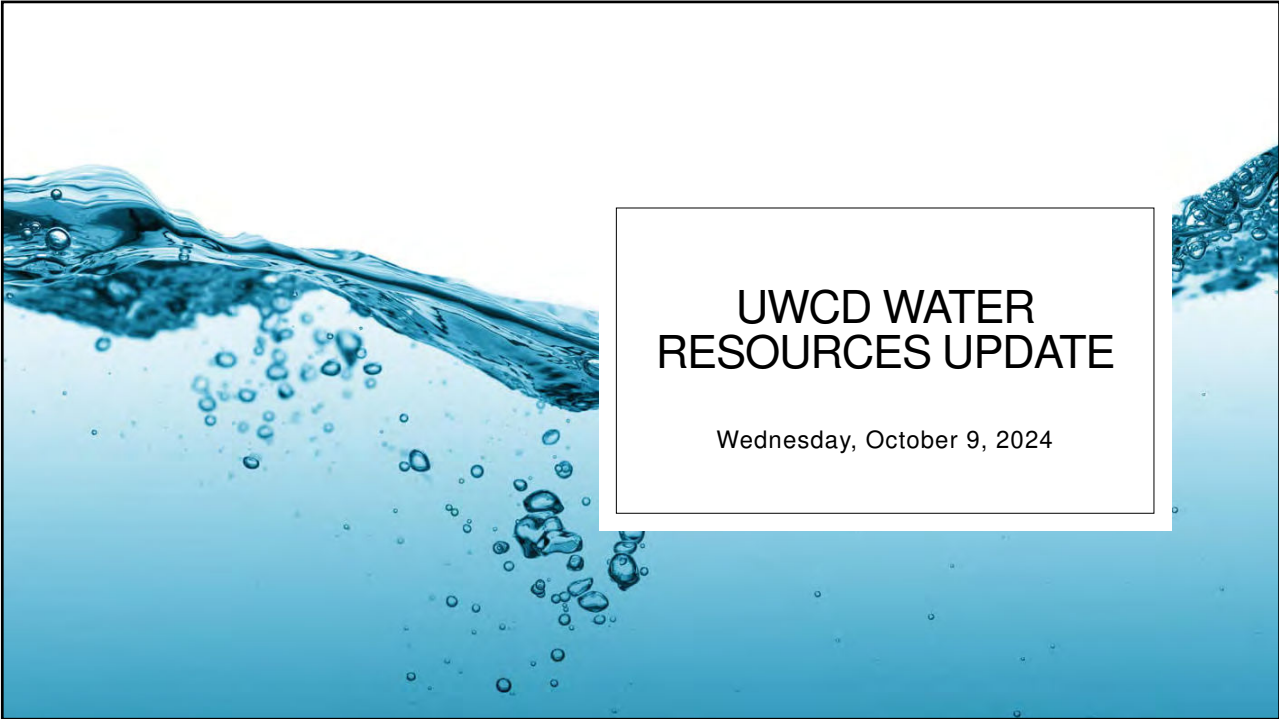


SOUTHERN CALIFORNIA
EDISON®

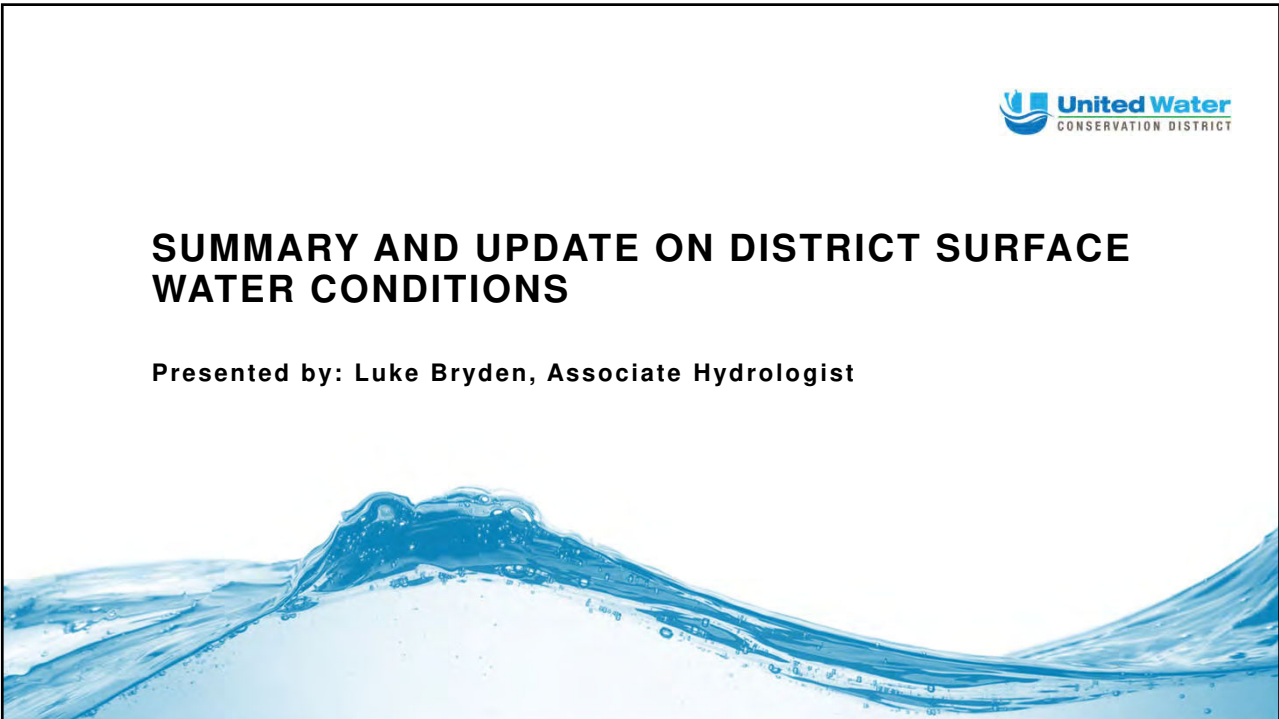


Questions?

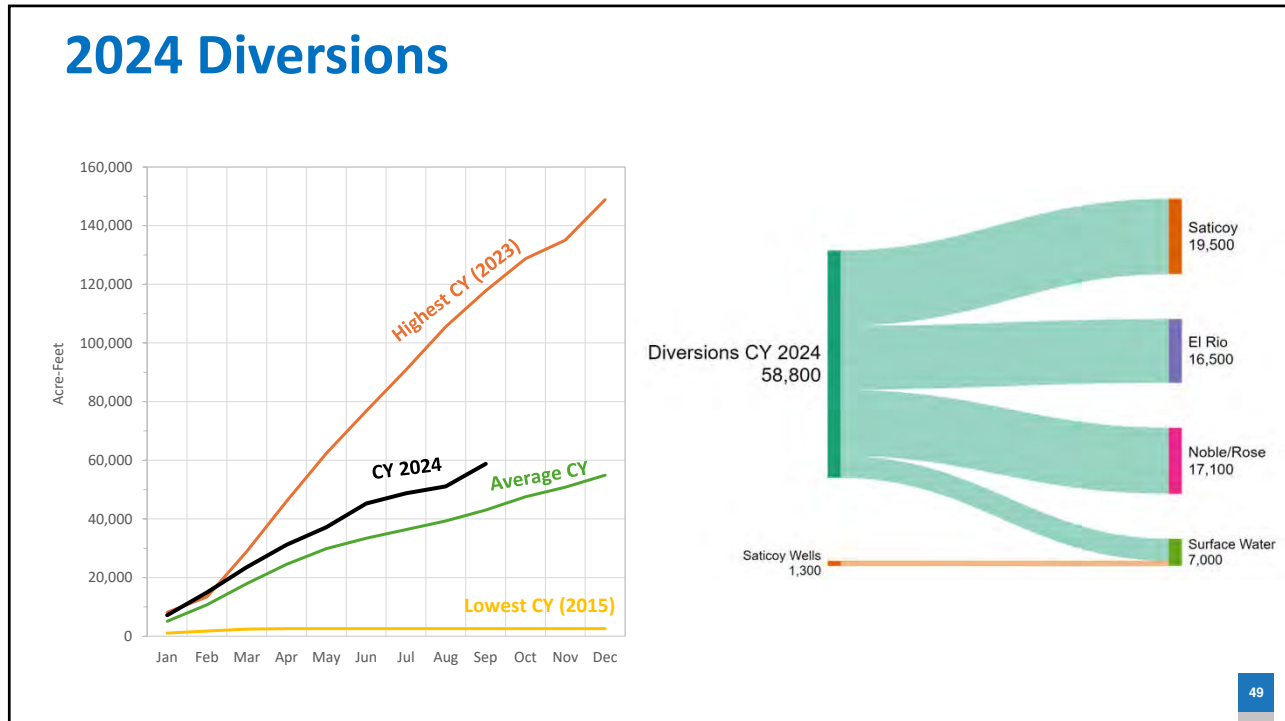




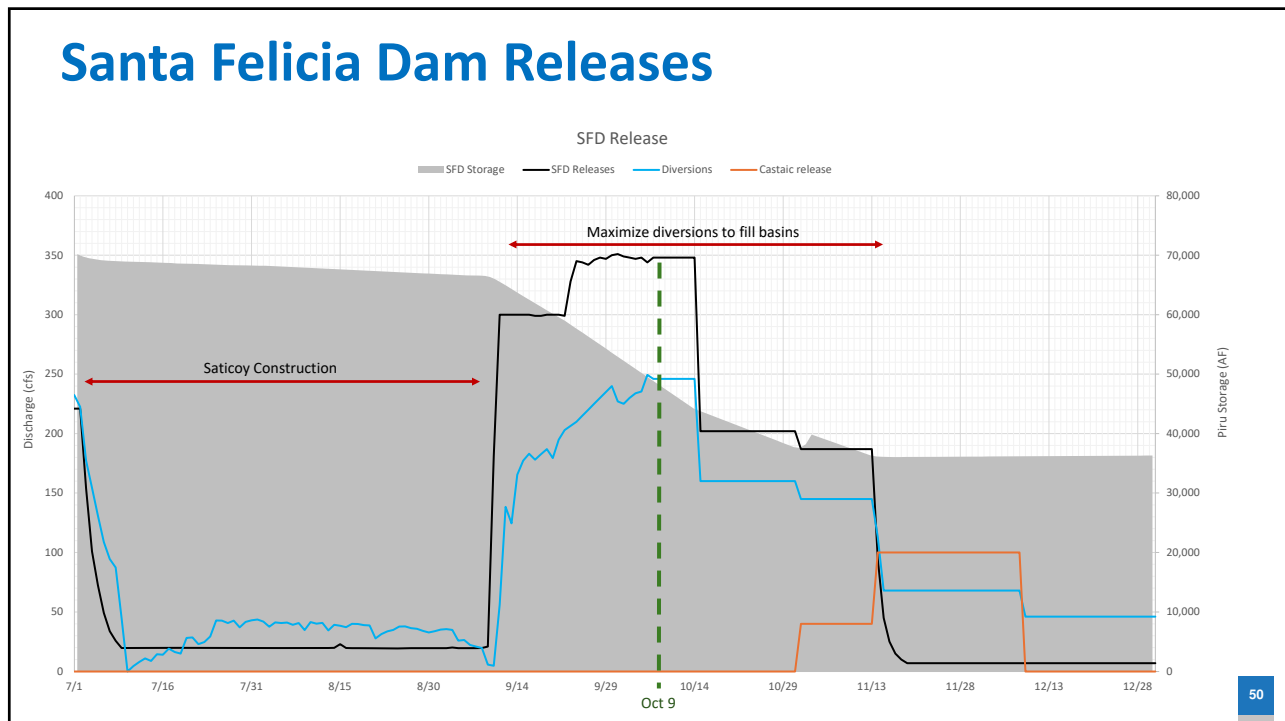
47



48



49



50



51



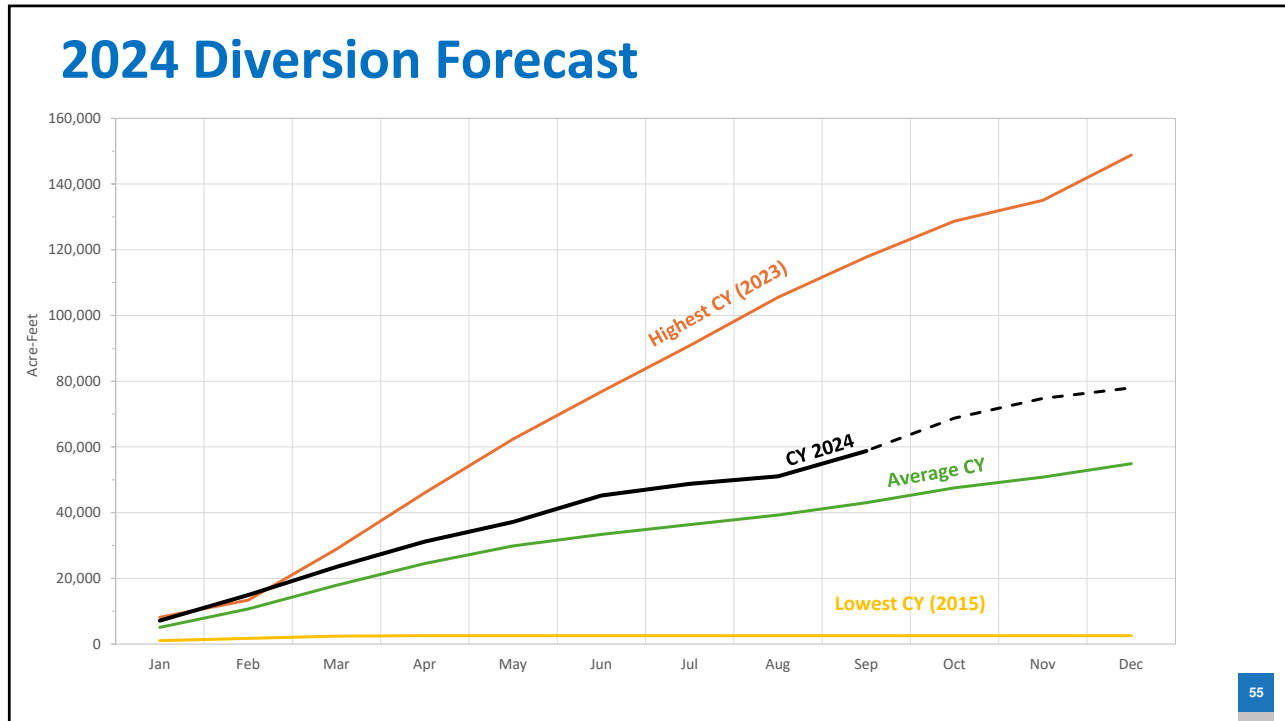
52



53




54




55

Questions?




56



SUMMARY OF FCGMA'S DRAFT 5-YEAR GSP UPDATES FOR OXNARD, PLEASANT VALLEY, AND LAS POSAS VALLEY BASINS



Presented by: Chris Coppinger, Senior Hydrogeologist



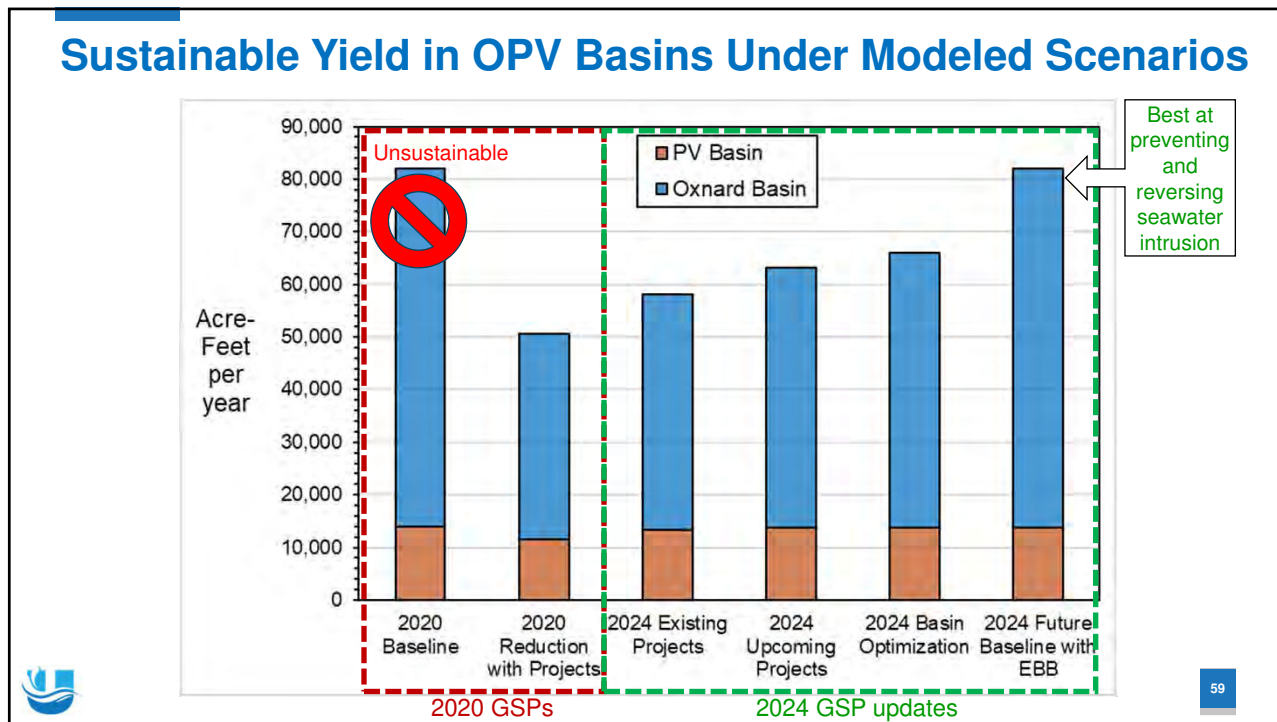
57

2024 5 Year GSP Evaluations Comparison of Major Assumptions

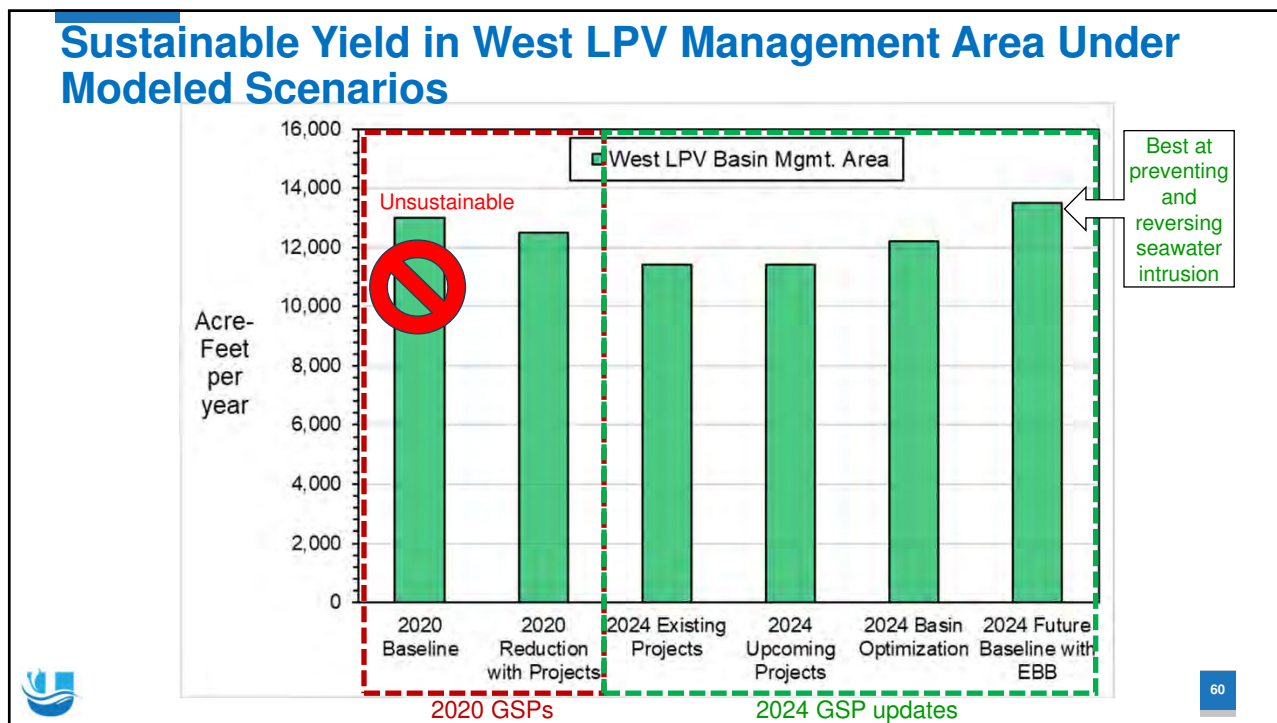
<u>2020 GSPs</u>	<u>2024 GSP Updates</u>
Baseline OPV pumping = 82,000 AFY	Baseline OPV pumping = 82,000 AFY
Assumed Near-Term Projects:	Assumed Near-Term Projects:
<ul style="list-style-type: none">• NPV Desalter• Increased Conejo Creek diversions	<ul style="list-style-type: none">• NPV Desalter• Increased Conejo Creek diversions• Increased SWP imports by United
Assumed Future Projects:	Assumed Future Projects:
<ul style="list-style-type: none">• Recycled water deliveries (much)• Temporary fallowing• WLPV imported water <i>in lieu</i> of pumping	<ul style="list-style-type: none">• Recycled water deliveries (less)• WLPV imported water <i>in lieu</i> of pumping (?)• Freeman Expansion, Phases 1 & 2• EBB Water, Phases 1 & 2



58



59



60

FCGMA's Conclusions

OPV BASIN

- Conditions are significantly better today than in 2020
- EBB Project seen as having significant positive potential
- "...it is unclear what legal effect the adjudication action will have on FCGMA's continued ability to implement the GSP and sustainably manage..." the OPV Basins.

West LPV Mgmt. Area

- Water Levels up in Western part of basin, down in eastern part of basin.
- Current pumping (15,700 AFY) exceeds estimates of sustainable yield (11,400 AFY)
- Basin Optimization Plan and Basin Optimization Yield Study planned by LPVB PAC and TAC



61

61

Questions?



62

62



ENGINEERING DEPARTMENT
Monthly Update
October 9, 2024

63

 **A. WATER SUPPLY**  **B. SYSTEM RELIABILITY**

Freeman Conveyance System Upgrade

- Inverted Siphon Replacement**
 - Demobilized bypass pumps
 - Began water deliveries through new bridge
 - Project Completion projected in October



DWR Site Visit on September 24



Partially Completed Bridge Replacement

64

 A. WATER SUPPLY

EBB Water – Phase 1

Monitoring Wells

Completed

- 10 Semi-Perched Wells
- 6 Oxnard/4 Mugu Wells
- 1 Fox Canyon Piezometer
- 2 Exploratory Boreholes

Remaining Work

- Surface Completions, Pumping Tests, Demob.

DWR Site Visit on September 24

Phase 1 Design

- Electrical Site Visit on September 10



Top: DWR Site Visit, Bottom: Electrical Site Visit



Owner Dam Safety Program CDSE's Annual Dam Safety Program Report

Reporting Period – October 1, 2023, through September 30, 2024



Chief Dam Safety Engineer's Annual Dam Safety Program Report

Reporting Period – October 1, 2023, through September 30, 2024

The report documents dam safety events and accomplishments over the past year. (Ref: 2024 Annual Dam Safety Program Report)

Topics:

- ✓ 2022 ODSP Audit Report Findings
- ✓ Dam Safety Incidents / EAP Activations
- ✓ Critical Inspection Findings
- ✓ Surveillance and Monitoring
- ✓ Evaluations and Assessments
- ✓ EAP Exercises and Updates
- ✓ Dam Safety Trainings
- ✓ Public Outreach
- ✓ Current and Projected future Dam Safety Program Needs

67

F. COMMUNICATIONS AND
COMMUNITY OUTREACH

Public Outreach



September 12 – Regional Defense Partnership Monthly Meeting



September 17 – City of Oxnard Council Water Workshop Presentation



September 24 – Annual Public Safety Agency Coordination Meeting



68

68



69

An aerial photograph of a reservoir with a concrete dam on the right side. In the center of the reservoir, there is a large, circular structure with concentric rings, possibly a sedimentation basin or a similar water treatment component. The water is a light brownish color, and the surrounding area is green with trees and grass. The text "ENVIRONMENTAL SERVICES DEPARTMENT" and "MONTHLY UPDATE" is overlaid in large, bold, black, sans-serif font at the bottom of the image. Below the main title, the date "October 9, 2024" is written in a smaller font. The United Water Conservation District logo is located in the bottom right corner of the image area.

70



71




72

72



73




74

Regulatory Compliance


5.1 A Resolution of the United Water Conservation District Board of Directors Adopting the Revised Owners Dam Safety Program and Overarching Dam Safety Program Policy

**Adopting
the Revised Owner's Dam Safety Program Document
October 2024**



75

Revised ODSP Document – October 2024

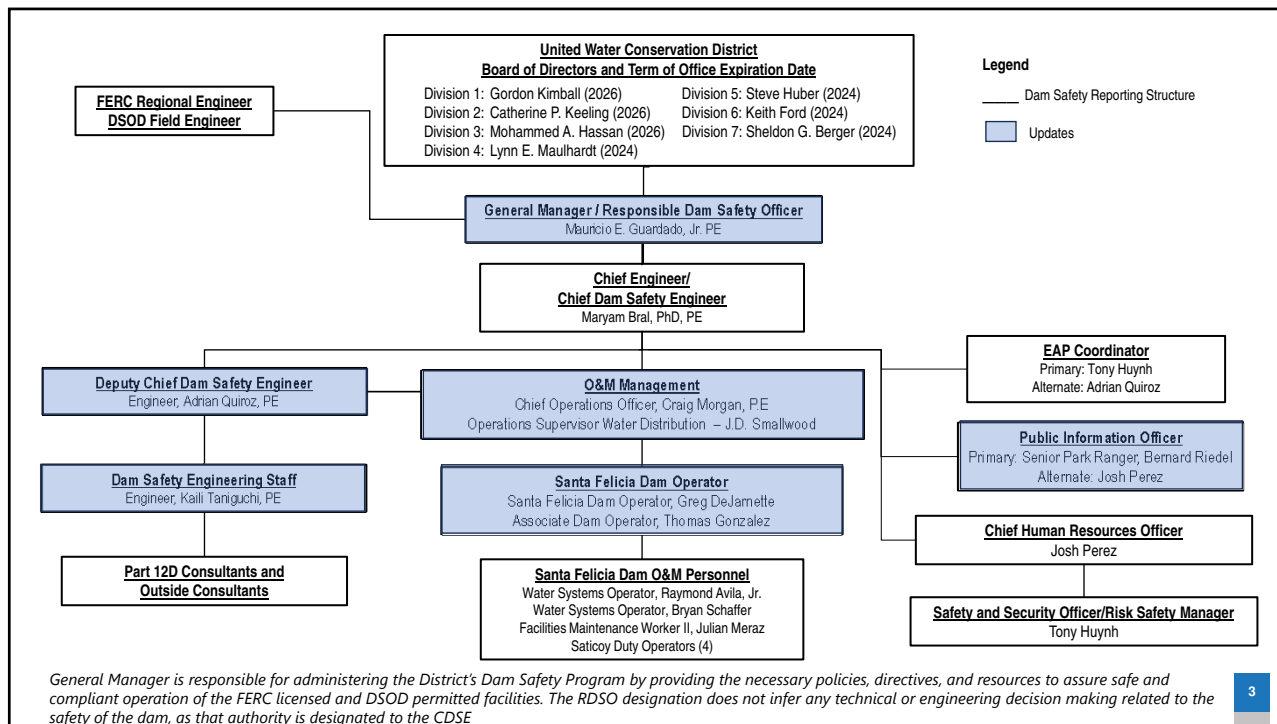


ODSP Additions and Revisions

- ODSP expanded to serve as the District's Overarching Dam Safety Program Policy (See Policy Synopsis Document)
- Preparation of Annual Dam Safety Report to the Board
- Development of Dam Safety Awareness Training Program
- Development of Dam Safety Mentorship Program and Succession Planning
- Development of Annual ODSP Self-Audit Guidelines

2

76



77

QUESTIONS

78

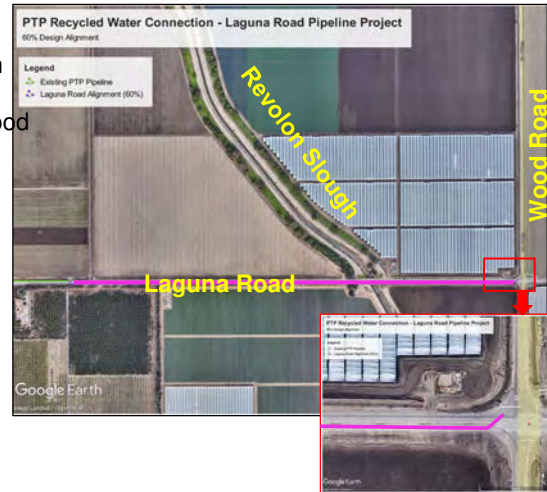
Water Supply and System Reliability

Motion Item 5.2

Approve a Construction Contract with Toro Enterprises, Inc., in the amount of \$5,092,286 for the construction of the Recycled Water Connection – Laguna Road Pipeline Project based on DWR's Preliminary Approval of Project Receiving additional grant funding.

- ❑ Construction of approx. 3,500 feet (24-inch and 18-inch dia.) pipeline along Laguna Road
- ❑ Connect to PVCWD system at the intersection of Wood Road and Laguna Road
- ❑ Engineering Estimate: \$4.12M - \$5.03M
- ❑ Four Construction Bids received on September 10

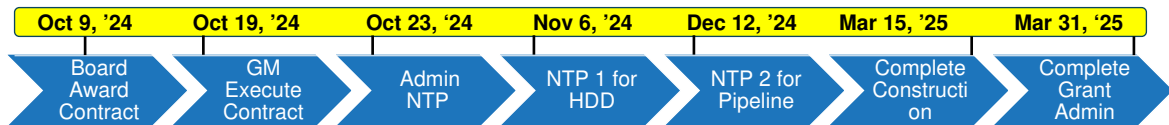
Prospective Bidder	Bid
Toro Enterprises, Inc.	\$5,092,286
J Vega Engineering, Inc.	\$5,277,450
Blois Construction, LLC	\$7,345,250
Dominguez General Engineering, Inc.	\$7,623,940



Water Supply and System Reliability

Motion Item 5.2

Proposed Construction Schedule



Water Supply and System Reliability

Motion Item 5.2

Table 2: Project's (CIP 8043) Detailed Budget

Type	Project Budget through FY 2024-25	Current Expenses to-date	Total Projected Expenses through FY 2024-25
Project Administration	\$214,569.18	\$144,899.74	\$174,569.00
Design	\$847,934.21	\$405,622.50	\$630,000.00
Survey	\$24,687.12	\$8,128.50	\$20,000.00
Geotechnical	\$71,922.91	\$23,632.61	\$50,000.00
CEQA/Permits	\$115,600.00	\$78,741.87	\$115,600.00
Construction	\$3,676,000.00	--	--
Management	--	--	\$470,969.00
Contractor	--	--	\$5,092,286.00
Subtotal	--	\$660,824.22	\$6,553,424.00
Contingency		--	\$254,614.30 (5% of Construction Contractor Award)
Total	\$4,950,713.42	\$660,824.22	\$6,808,038.30

Lowest Responsible Construction Bid

81

Water Supply and System Reliability

Motion Item 5.2

Budget Overview for FY 24-25	Amount
Total Projected Expenses	\$6,808,039
Funding Sources (incl. allocation and grants)	\$4,696,063
Budget Shortfall	\$2.112 million

Funding Sources for FY 24-25	Amount
1. United Allocation	\$1,697,242
2. USDA NRCS and DWR SGM Grants (total)	\$2,998,821
3. Additional DWR SGM Grant	Up to \$2.15 million

DWR's Preliminary Approval

Total Anticipated Grants: \$5.15 million covering potentially up to 76% of Projected Expenses

Project Completion by March 31, 2025 Required by DWR

82

Water Supply and System Reliability

Motion Item 5.2

Project Highlights and Strategic Benefits

- A Regional Water Sustainability Project
- Recognized by OPV Stakeholders as a top-five project to receiving DWR SGM Grant Funding aimed at improving management of critically overdrafted basins
- Mutually beneficial in conjunction with PVCWD’s Interconnection Project and Supporting the City of Oxnard AWPf Operation
- Operational Flexibility benefiting EBB Water Project
- Supported by FCGMA
 - 2021 Oxnard Subbasin Annual Report
 - 2024 GSP Update for Oxnard Subbasin and Pleasant Valley Basin
- Supported by both State and Federal grant funding sources
- Presented at the 2020, 2021, 2022, 2023 Water Sustainability Summits



Water Supply and System Reliability

Motion Item 5.2

RECAP

Authorize the General Manager to execute a construction contract with Toro Enterprises in the amount of \$5,092,286 based on DWR’s Preliminary Approval of additional grant funding to cover the Project budget shortfall.

- Award construction contract in October 2024 to meet Project Completion due date by March 31, 2025
- Project has OPV Stakeholders Support
- Secured State and Federal grants totaling \$2.99 million
- Additional DWR SGM grant funding available but needs to be formally secured to cover budget shortfall



Regulatory and Environmental Compliance

Motion Item 5.3

Approve Amendment No. 9 to the Agreement with Cramer Fish Sciences for Services Related to Santa Felicia Dam Fish Passage Pre-implementation Studies

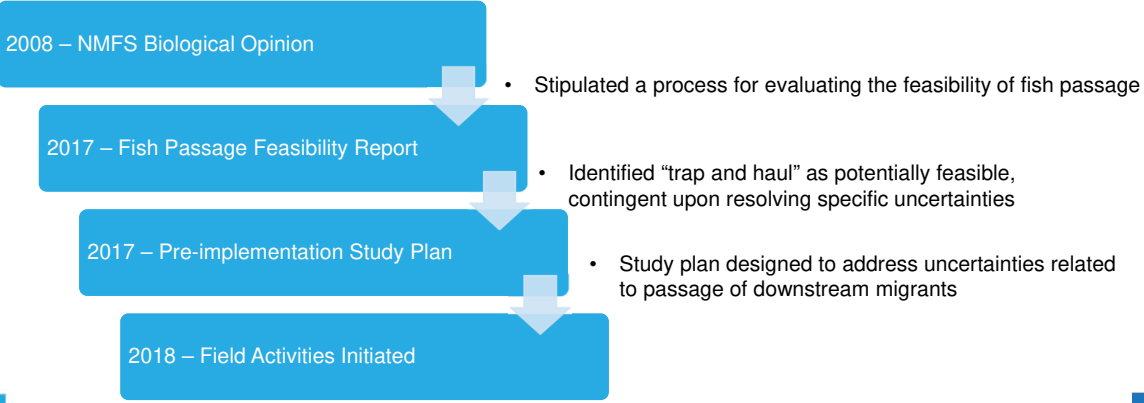
- Committee to consider recommending approval of the motion to the Board, to authorize the General Manager to execute an amendment to the PCS agreement with Cramer Fish Sciences
- Contract relates to FERC license compliance associated with the 2008 Biological Opinion from National Marine Fisheries Service
- Amendment amount: \$149,687



Regulatory and Environmental Compliance



Engineering and Operations Committee Meeting Motion Item 5.3

Project Background



```
graph TD; A[2008 – NMFS Biological Opinion] --> B[2017 – Fish Passage Feasibility Report]; B --> C[2017 – Pre-implementation Study Plan]; C --> D[2018 – Field Activities Initiated];
```

- Stipulated a process for evaluating the feasibility of fish passage
- Identified “trap and haul” as potentially feasible, contingent upon resolving specific uncertainties
- Study plan designed to address uncertainties related to passage of downstream migrants




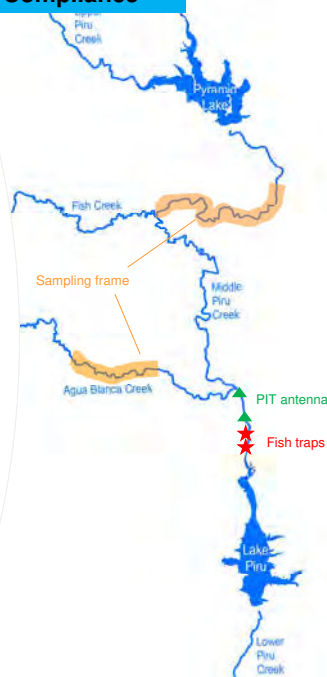
Regulatory and Environmental Compliance


Study Plan Overview

- ✓ Spring-fall field sampling – yrs 1-3
Population, demographics, movement, genetic sampling✓
- ✓ Operate Passive Integrated Transponder (PIT) antennas – yrs 1-3
Movement
- ✓ Operate low-tech fish traps – yrs 2-3
Test trap designs, movement, genetic sampling

Develop technical reports and analysis








Middle Piru Creek – February 2022


87

Regulatory and Environmental Compliance


Project Timeline

- 2017 prepare study plan
- 2018 begin fieldwork
- 2019 wildfire adjustments
- 2020 COVID interruption
- 2021-22 resume fieldwork
- 2023 partially lost season to flood
- 2023-24 complete fieldwork
- 2024-25 final analysis and reports







Middle Piru Creek – February 2023



November 2022



October 2023



Middle Piru Creek – February 2022

88

Regulatory and Environmental Compliance			
Contract History			
Agreement	Date	Amount	Activity
Orig. contract	12/17/2017	\$60k	develop pre-implementation study plan
1 st Amendment	5/11/2018	\$278k	implement first phase of study plan; field activities
2 nd Amendment	5/21/2019	\$24k	increase scope due to limited participation by UWCD staff
3 rd Amendment	6/19/2019	\$23k	correct accounting error in 2 nd amendment
4 th Amendment	7/11/2019	\$449k	complete second phase of field activities (COVID interruption)
5 th Amendment	7/13/2021	\$0	extend contract period (4 th amend expired)
6 th Amendment	12/16/2021	\$441k	complete second phase of field activities
7 th Amendment	10/10/2022	\$426k	complete third phase of field activities (partially lost to flood)
8 th Amendment	1/25/2024	\$196,054	complete third phase of field activities
9 th Amendment	Pending	\$149,687	complete final data analyses and prepare deliverables
TOTAL		\$2.05M	

89

Regulatory and Environmental Compliance
<h2>Motion Item 5.3</h2> <p>Approve Amendment No. 9 to the Agreement with Cramer Fish Sciences for Services Related to Santa Felicia Dam Fish Passage Pre-implementation Studies</p> <ul style="list-style-type: none"> • Committee to consider recommending approval of the motion to the full Board to authorize the General Manager to execute an amendment to the PCS agreement with Cramer Fish Sciences • Contract relates to FERC license compliance associated with the 2008 Biological Opinion from National Marine Fisheries Service • <i>The amendment will complete data analyses and final project deliverables which is critical to fulfill the purpose and value of the study</i> • Amendment amount: \$149,687

90



STAFF REPORT

To: UWCD Board of Directors

Through: Mauricio E. Guardado, Jr., General Manager
Maryam Bral, Chief Engineer
John Lindquist, Water Resources Supervisor

From: Kathleen Kuepper, Hydrogeologist
Bram Sercu, Principal Hydrologist

Date: October 30, 2024 (November 13, 2024, meeting)

Agenda Item: 3.2 Groundwater Basin Status Report
Informational Item

Staff Recommendation:

Receive and file the Monthly Hydrologic Conditions Report for the District for the month of September 2024.

Summary:

Diversions, Recharge and Ag Pipeline Deliveries for Month of September 2024*

Activity	Amount (acre-feet)
Total Diversions at Freeman Diversion	8,562
Lloyd-Butler Mutual Water Company surface water use	35
Recharge to Saticoy basins (metered + unmetered)	3,532
Recharge to Noble and Rose basins	852
Recharge to El Rio basins	2,808
Total Ag Pipeline Deliveries of water diverted at Freeman	1,121
Total Ag Pipeline Deliveries of water pumped from Saticoy Well Field	248
Recharge to Piru spreading grounds	0

*Provisional data. Final data are made available in the September Hydrologic Conditions Report of each water year.

Groundwater Basin Available Storage at End of Month of September 2024

Basin	Available Storage (acre-feet)
Oxnard Forebay	13,700

Precipitation for Month of September 2024

Location	Precipitation (inches)
Lake Piru	0.00
Santa Paula	0.00
El Rio	0.00

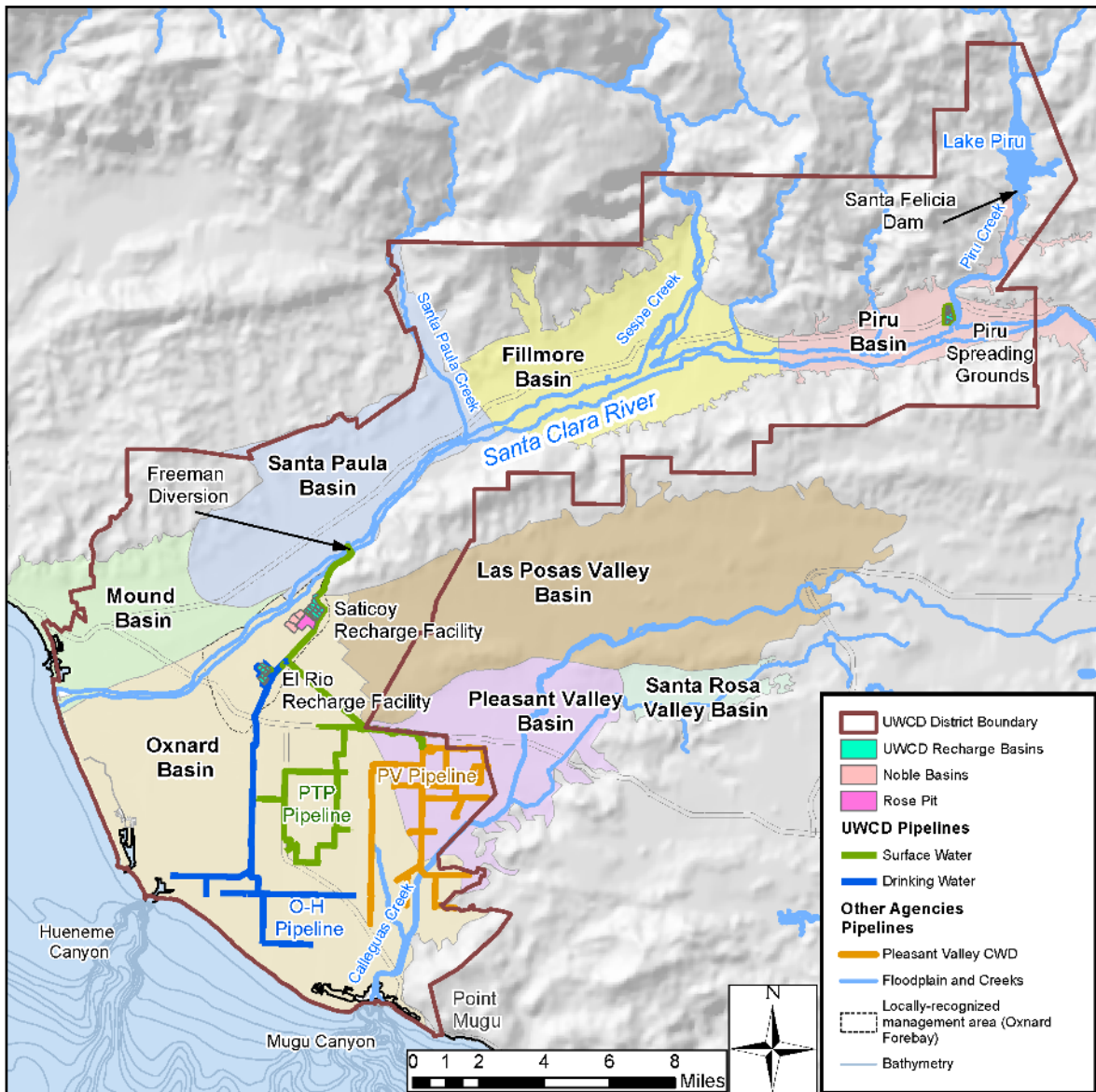


United Water

CONSERVATION DISTRICT

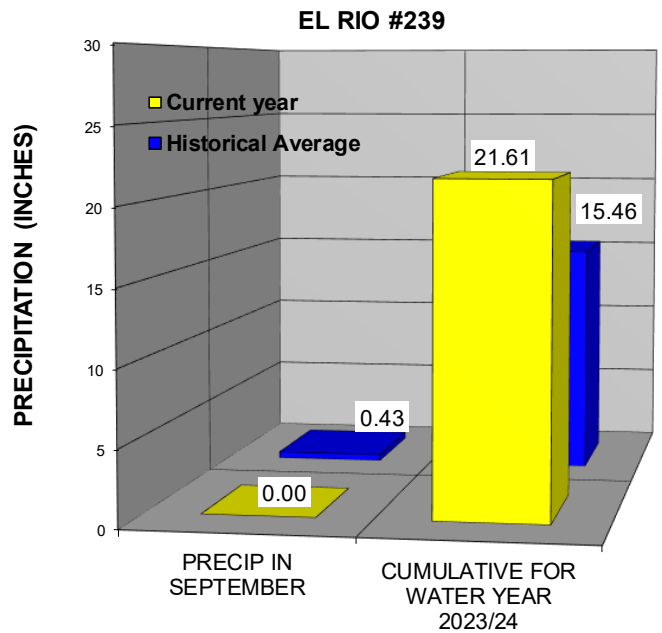
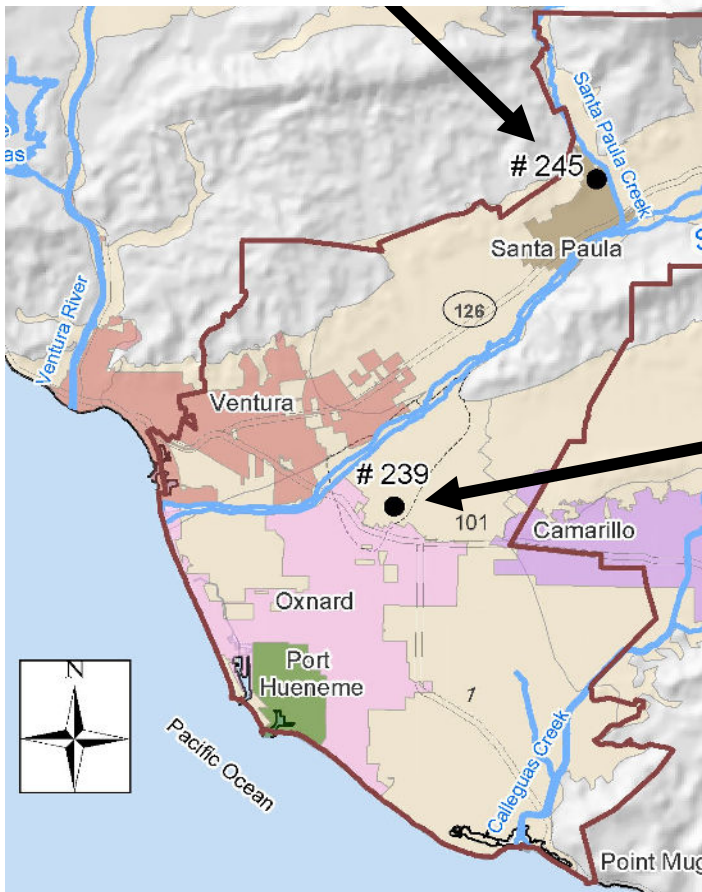
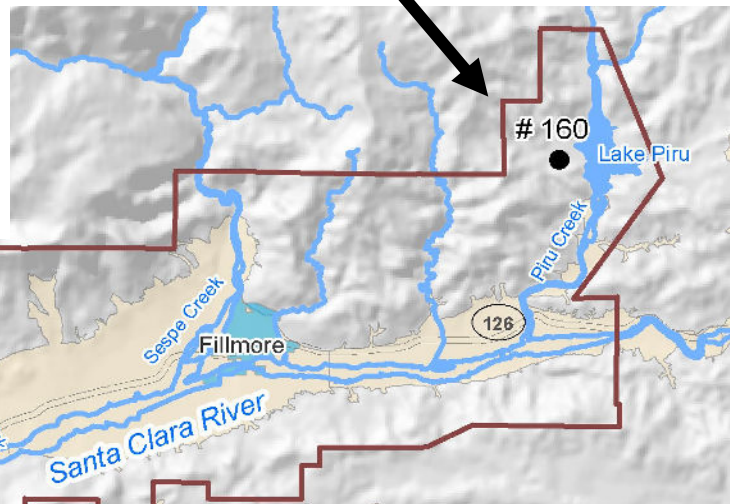
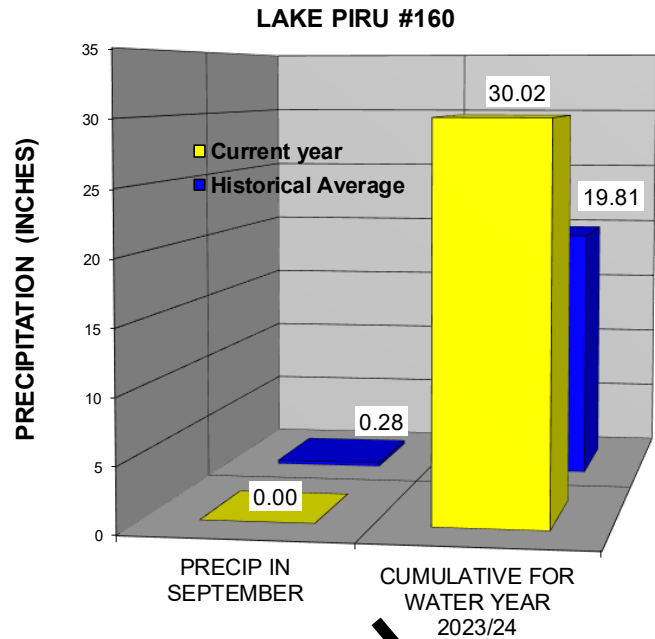
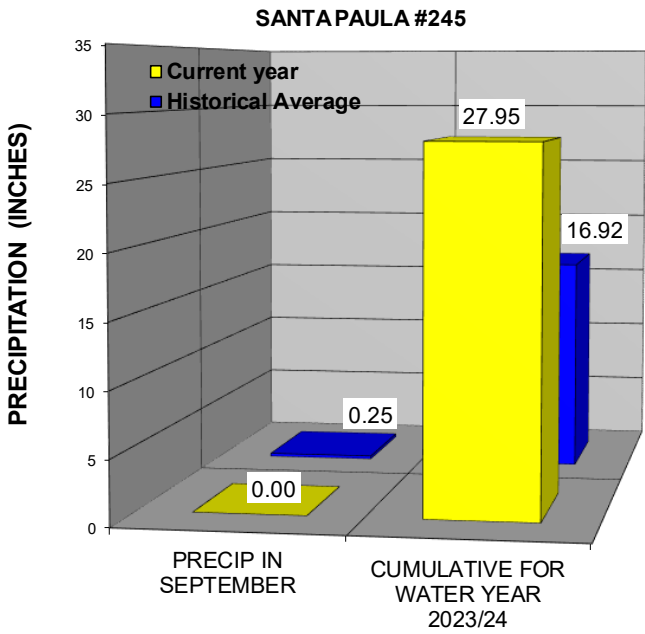
September 2024 Hydrologic Conditions Report 2023/24 Water Year

October 30, 2024



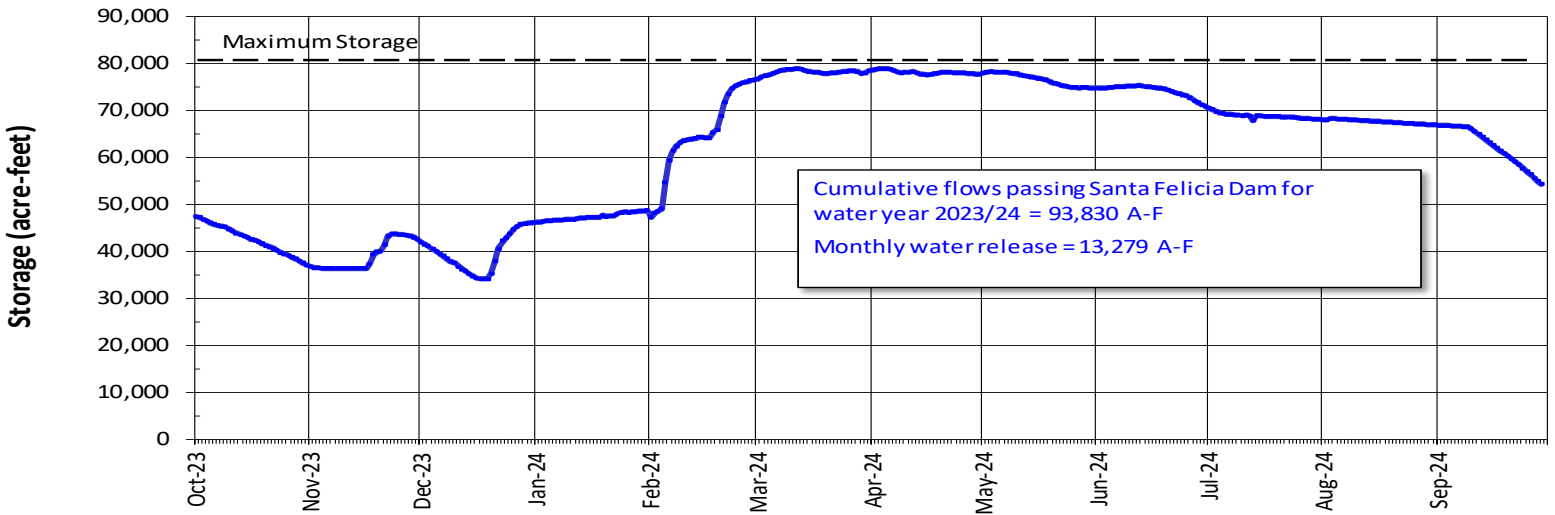
Note: This report may contain provisional data until final review at the end of the water year.

Precipitation



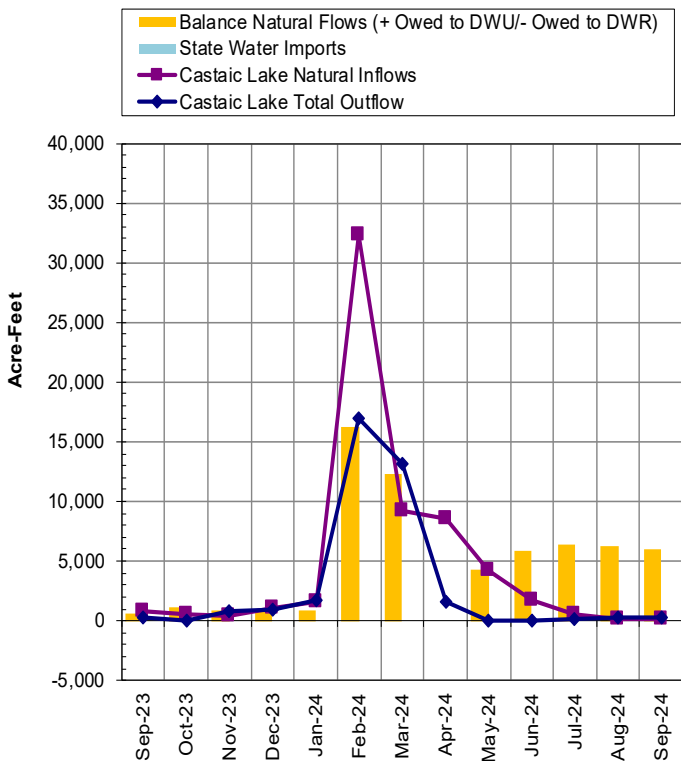
District-wide percent of normal precipitation = 152%

Lake Piru Storage and Outflow

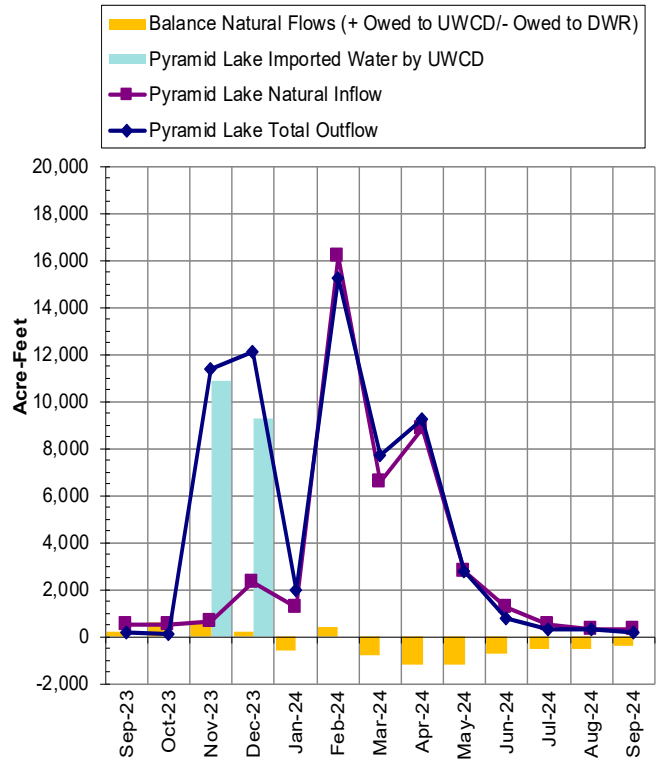


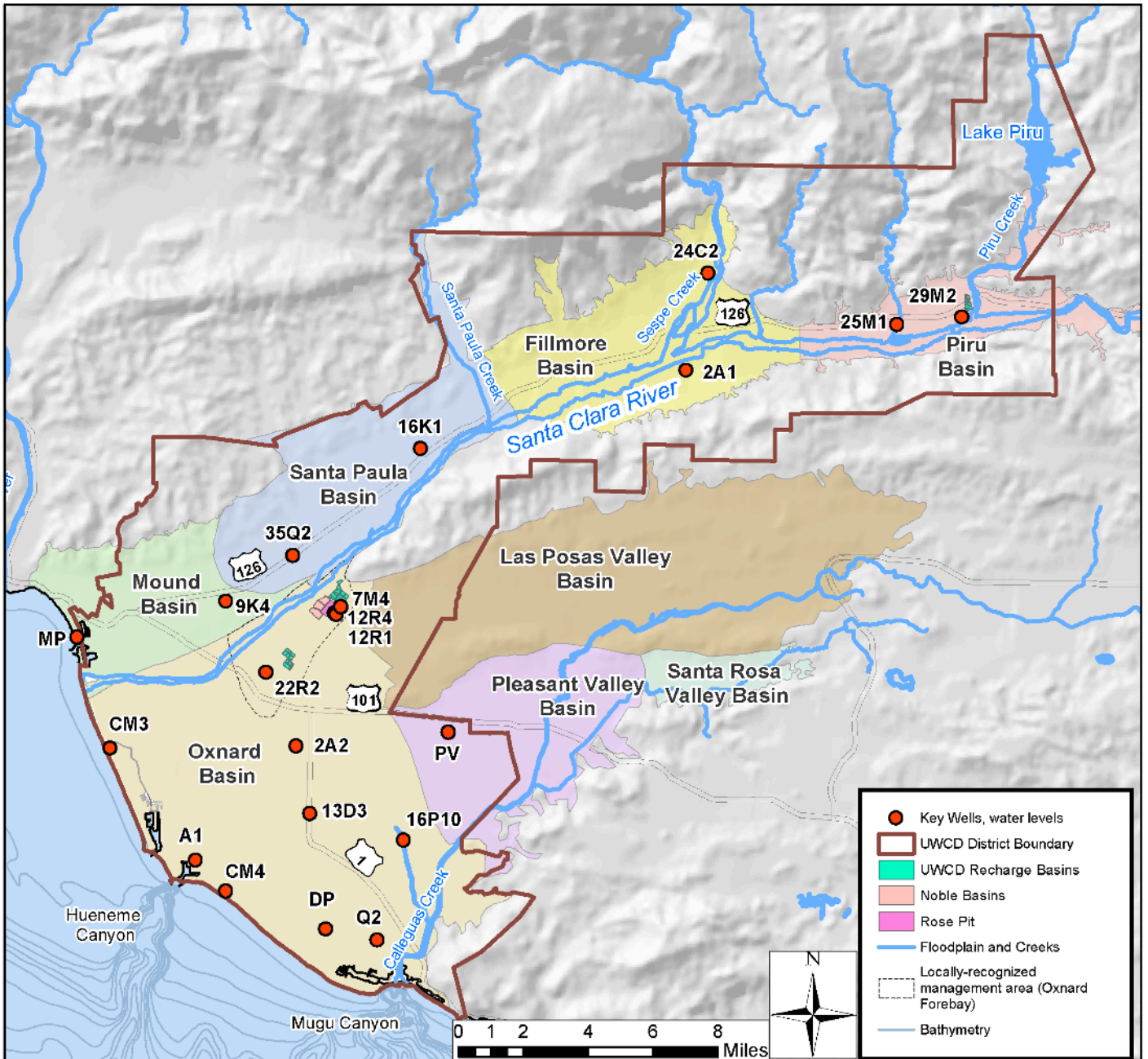
	Oct	Nov	Dec	Jan	Feb	Mar	Apr	May	Jun	Jul	Aug	Sep
Hydro Plant Outflow (Acre-Feet)	0	0	0	0	0	0	0	0	0	0	0	0
Cumulative Hydro Plant Outflow (A-F)	0	0	0	0	0	0	0	0	0	0	0	0

Castaic Lake releases to downstream water users (DWU)



Pyramid Lake releases to UWCD

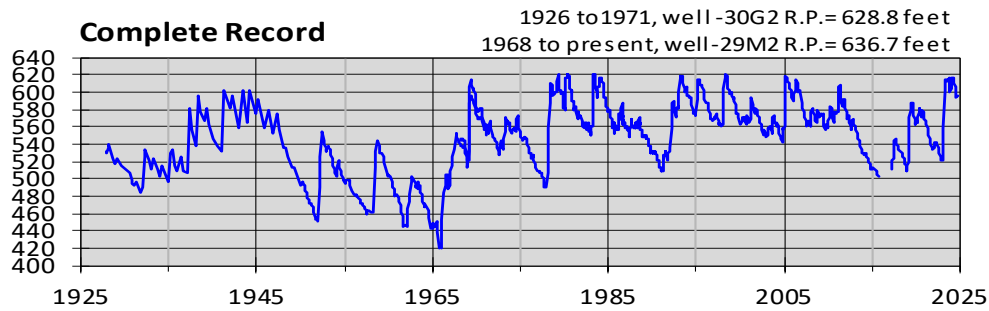
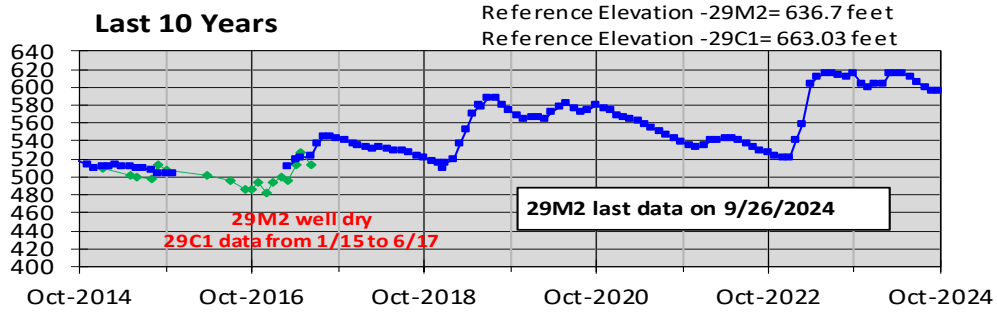




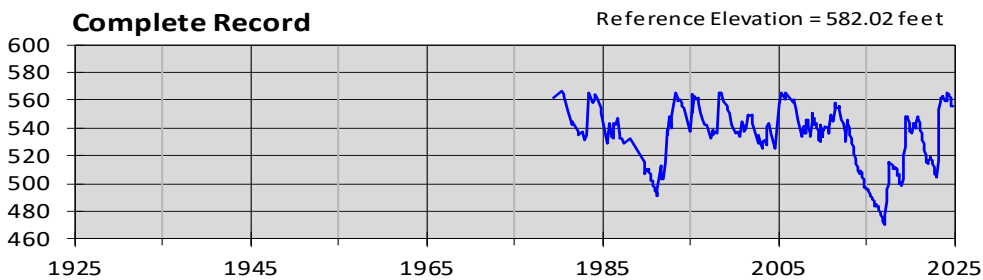
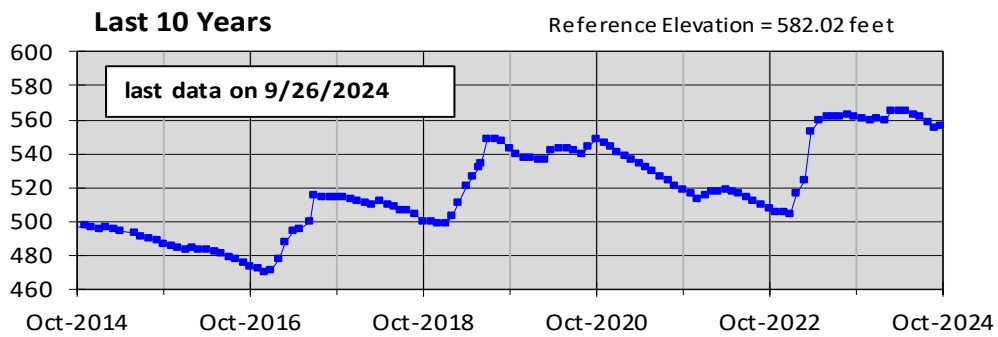
Locations of Key Wells, Monthly Groundwater Elevation Monitoring

Groundwater Elevation Records – Piru Basin

Well 04N18W29M02S (29M2)



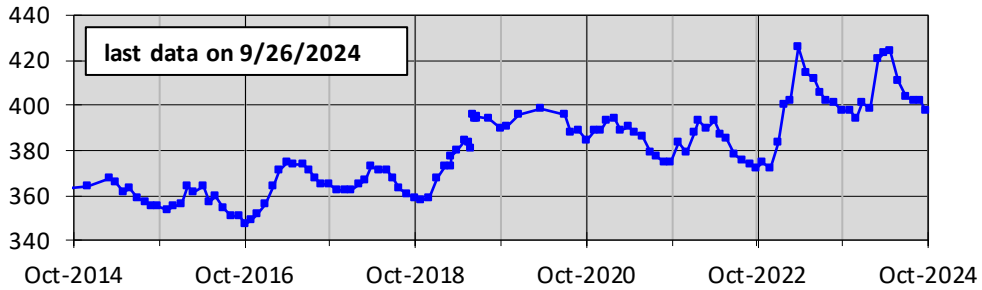
Well 04N19W25M01S (25M1)



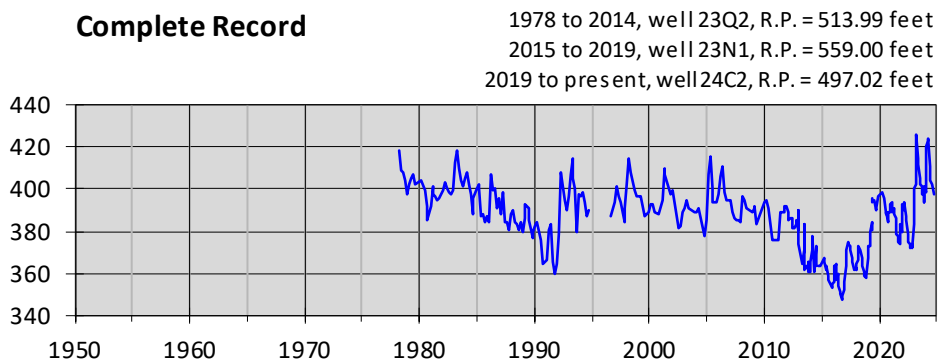
Groundwater Elevation Records – Fillmore Basin

Well 04N20W24C02S (24C2)

Last 10 Years



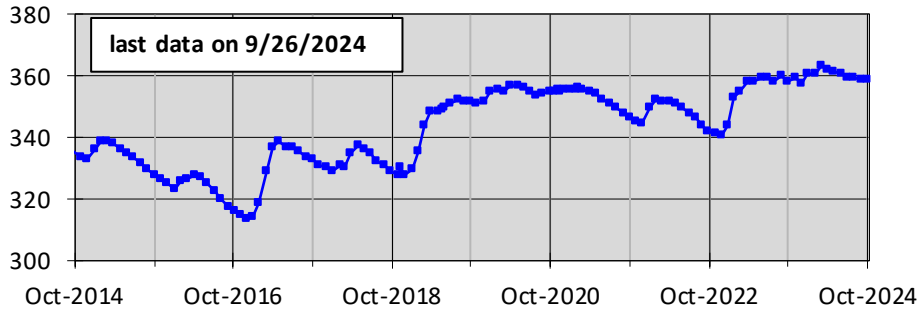
Complete Record



Well 03N20W02A01S (2A1)

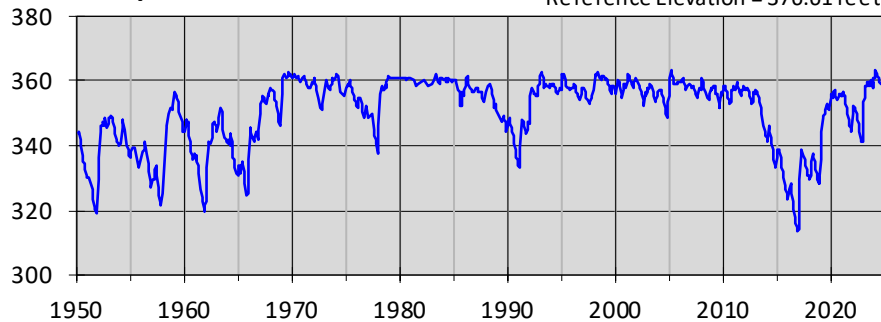
Last 10 Years

Reference Elevation = 376.61 feet

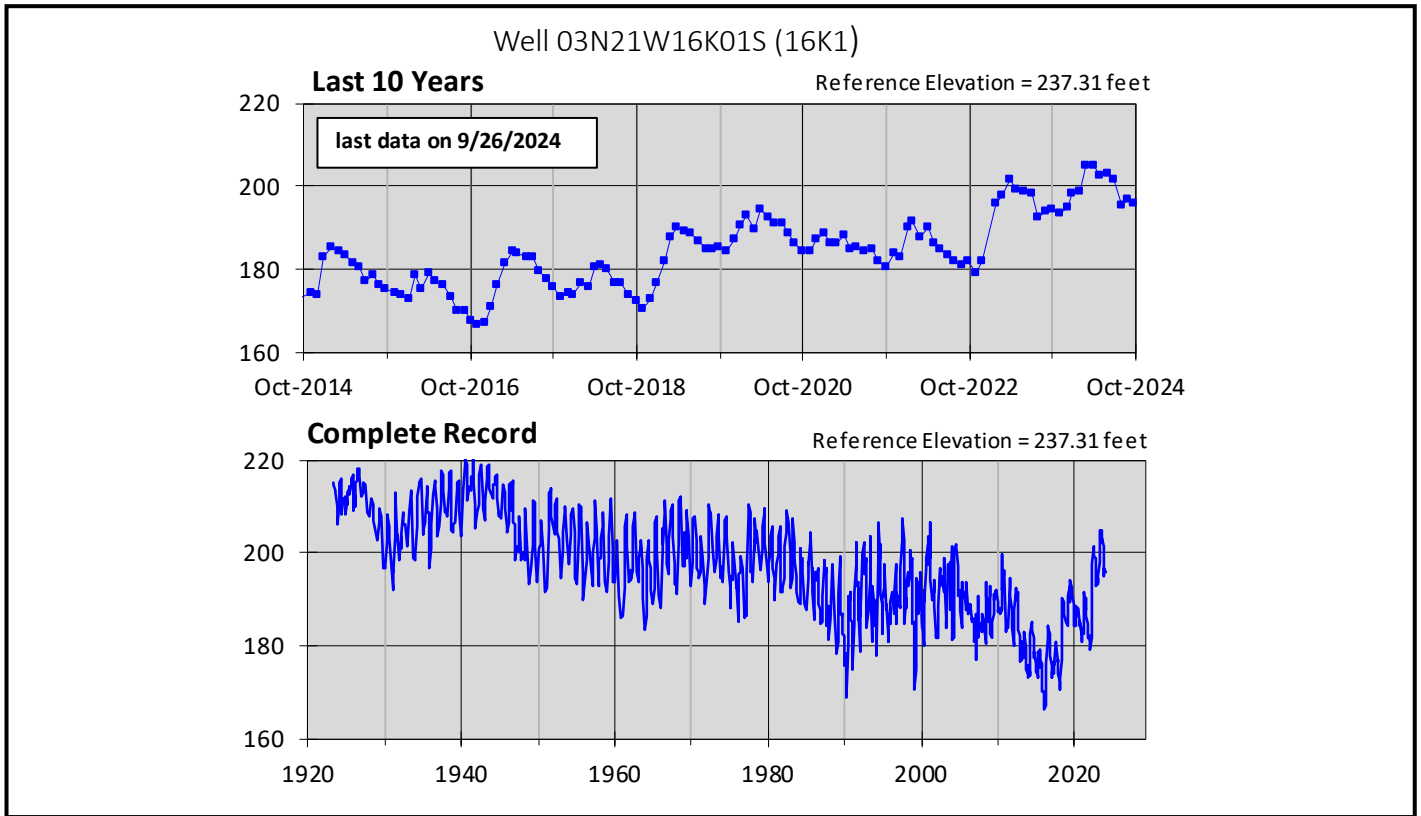


Complete Record

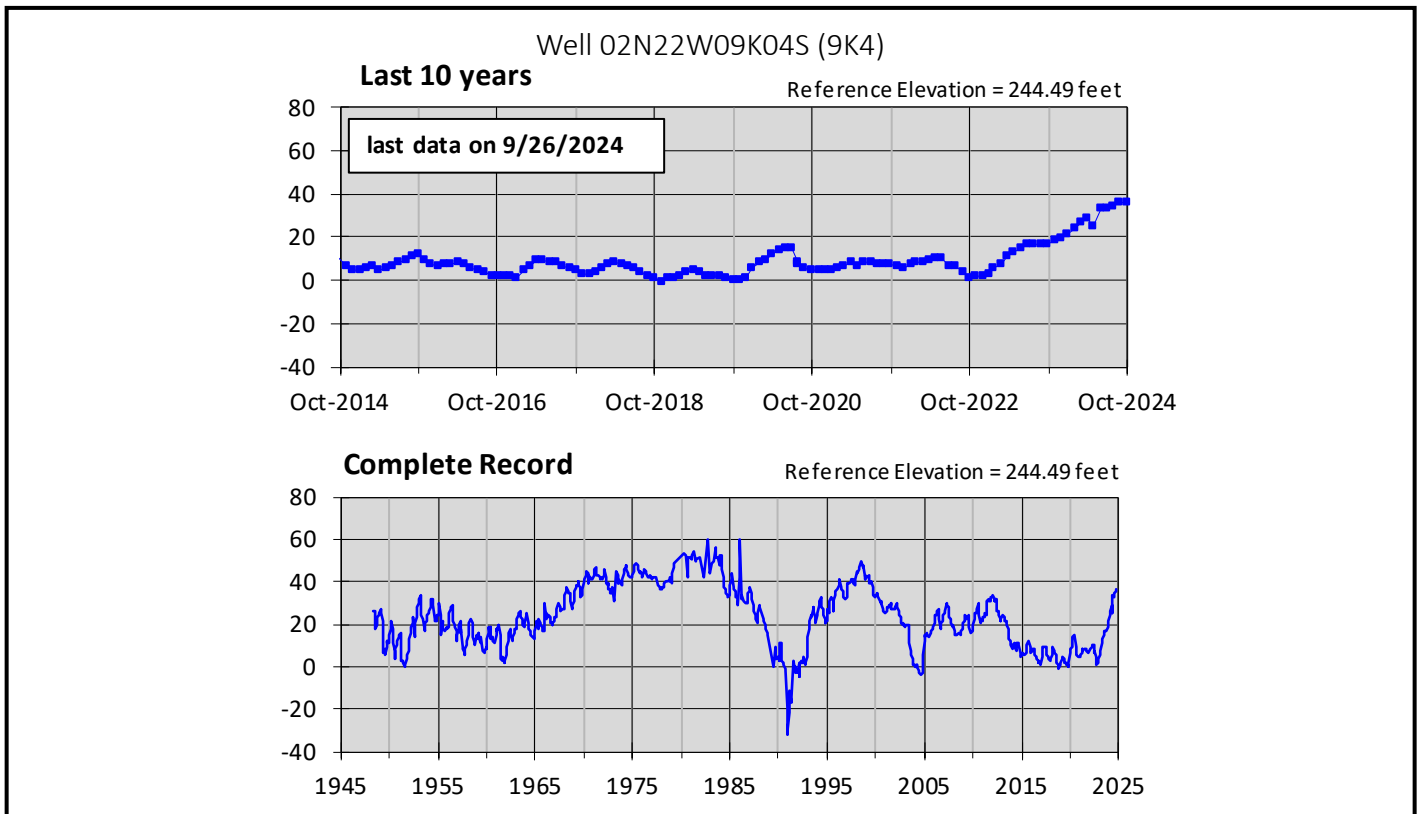
Reference Elevation = 376.61 feet



Groundwater Elevation Records – Santa Paula Basin



Groundwater Elevation Records – Mound Basin

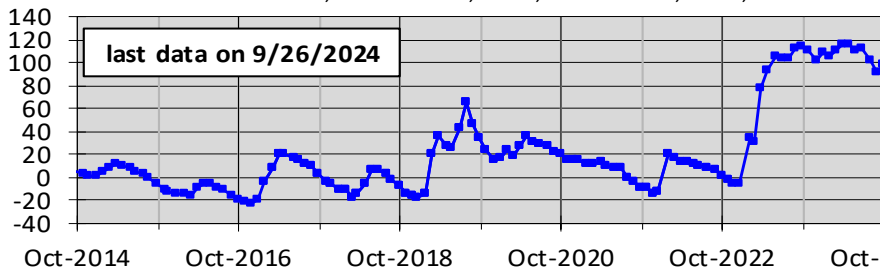


Groundwater Elevation Records – Oxnard Basin, Forebay

Wells 02N22W12R01S (12R1), 02N22W12R04S (12R4), and 02N21W07M04S (7M4)

Last 10 Years

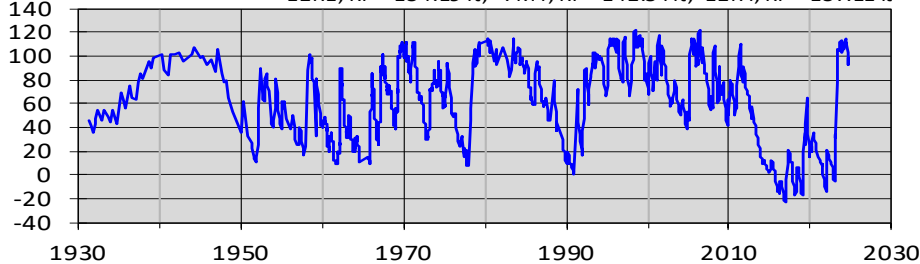
-12R1; RP = 134.19 ft; -7M4; RP = 142.84 ft; -12R4; RP = 137.11 ft



Note: Well 12R1 was destroyed in 2014 and replaced with well 12R4. When well 12R4 goes dry at approximately 9 ft msl, well 7M4 is used to measure groundwater level.

Complete Record

-12R1; RP = 134.19 ft; -7M4; RP = 142.84 ft; -12R4; RP = 137.11 ft

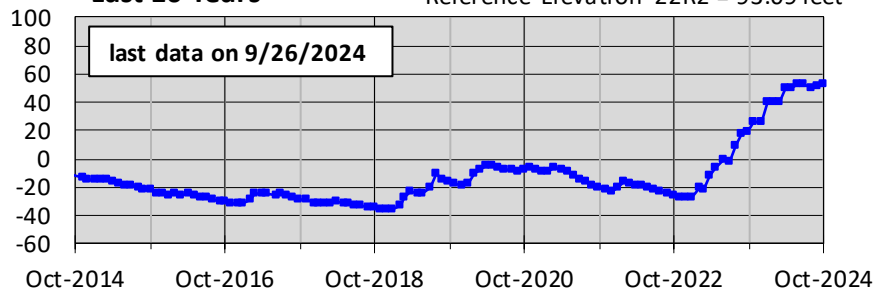


Note: Well 12R1 was destroyed in 2014 and replaced with well 12R4. When well 12R4 goes dry at approximately 9 ft msl, well 7M4 is used to measure groundwater level.

Well 02N22W22R02S (22R2)

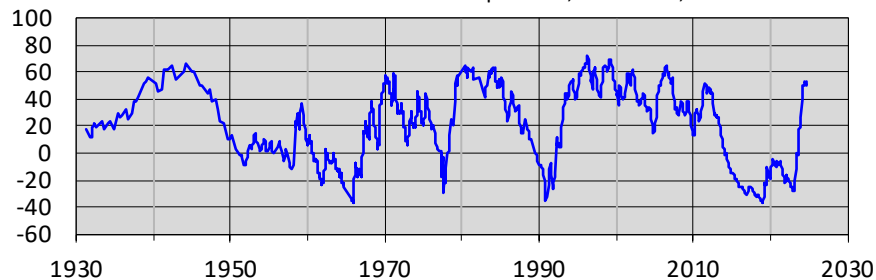
Last 10 Years

Reference Elevation -22R2 = 93.09 feet

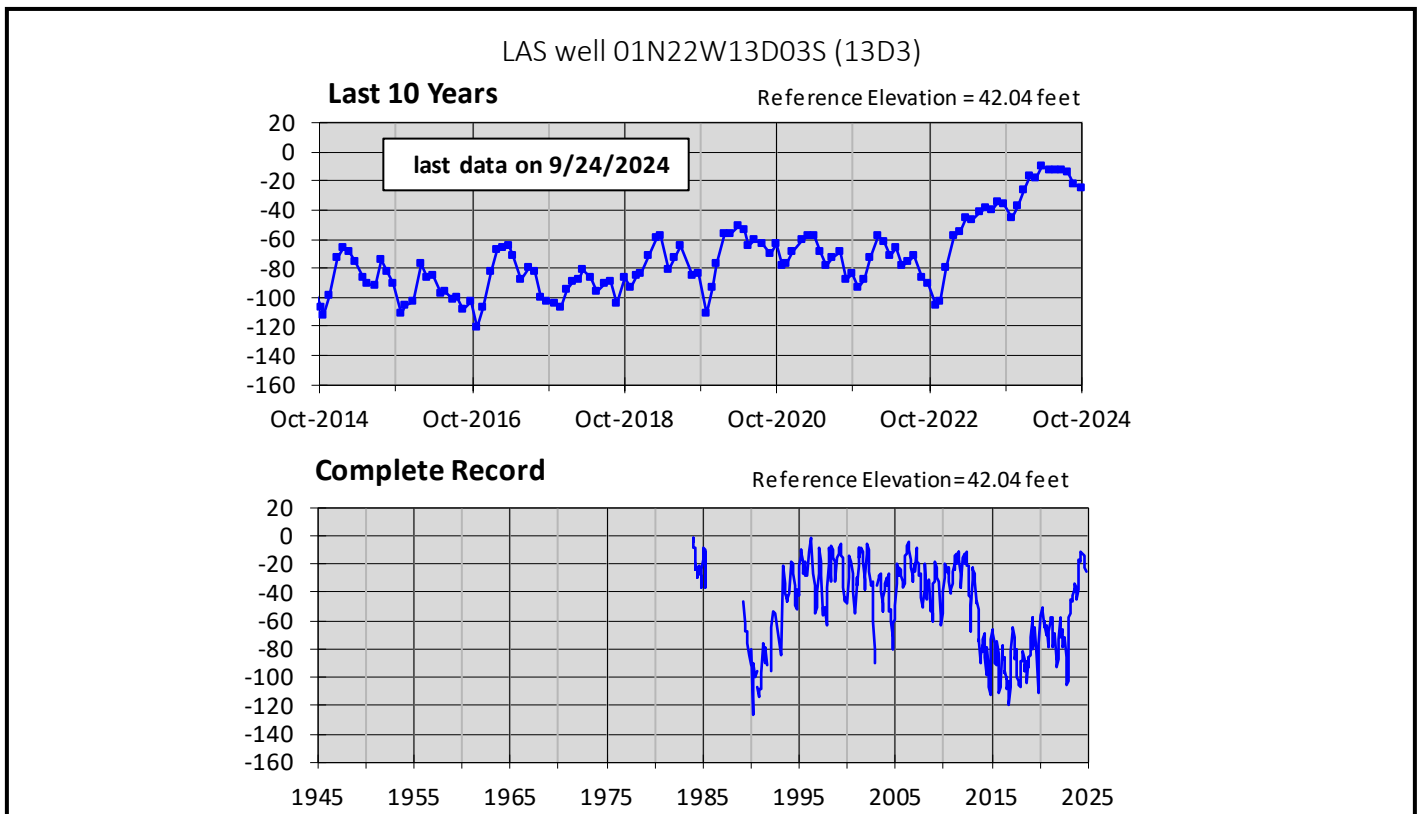
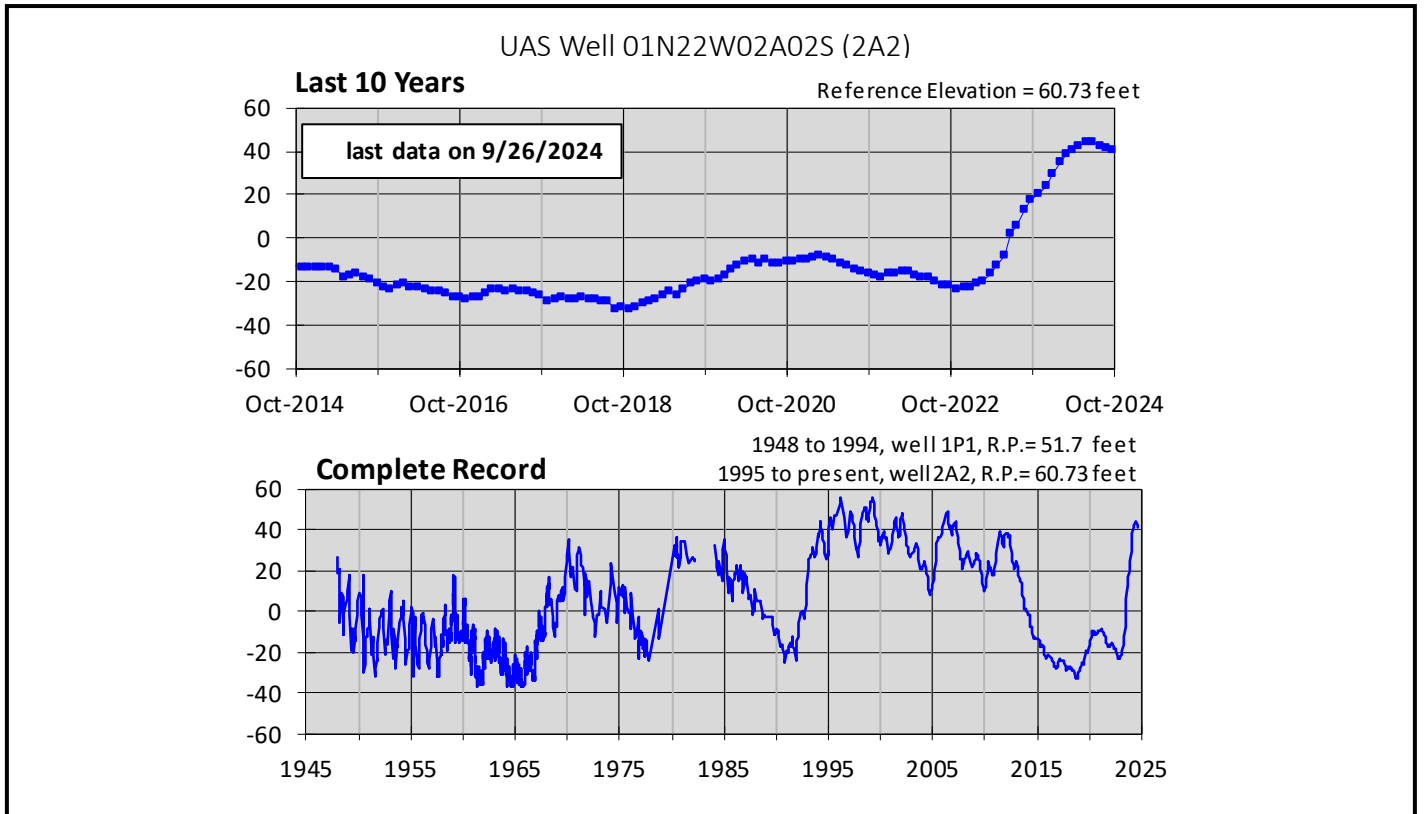


Complete Record

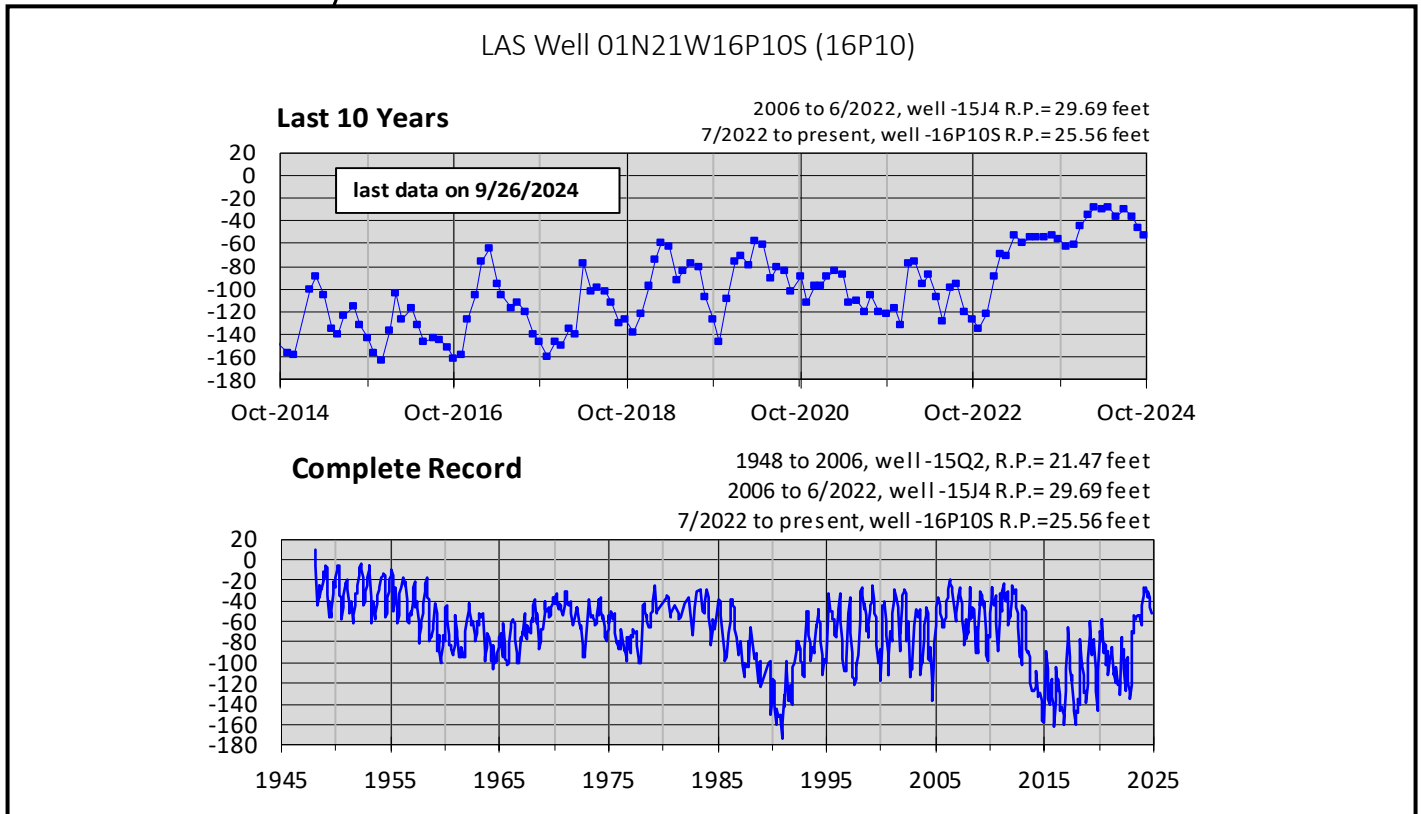
1931 to 2004, well -22R1, RP = 93.6 feet
2004 to present, well -22R2, RP = 93.09 feet



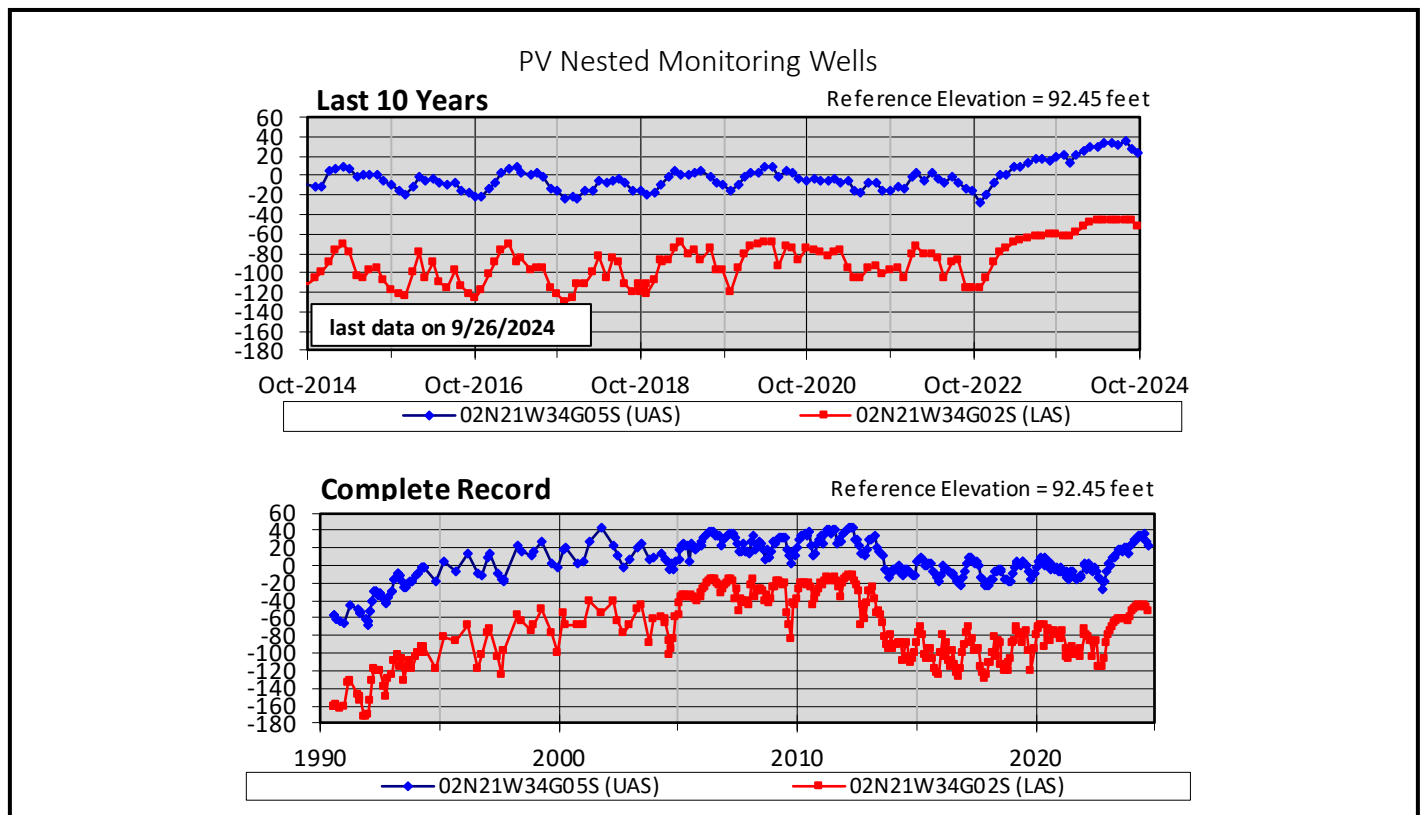
Groundwater Elevation Records – Oxnard Basin



Groundwater Elevation Records – eastern Oxnard/Pleasant Valley Basin Boundary Area

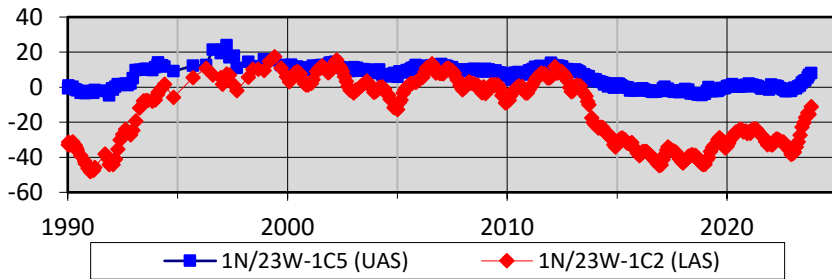


Groundwater Elevation Records – Pleasant Valley Basin

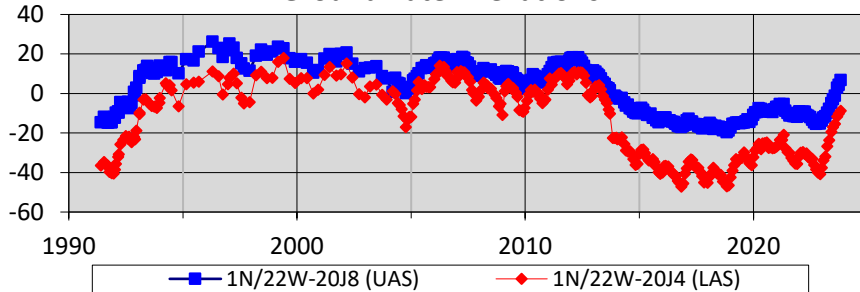


Groundwater Elevation Records – Coastal Nested Monitoring Wells

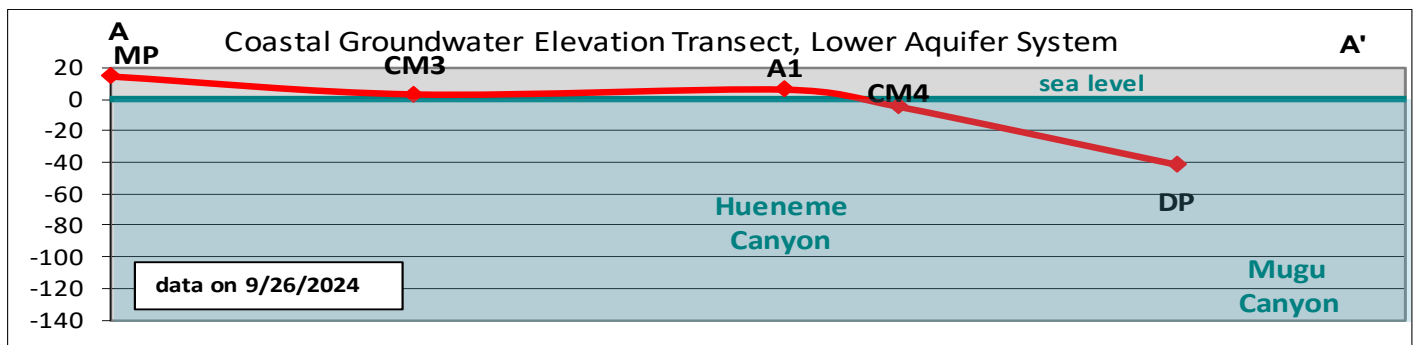

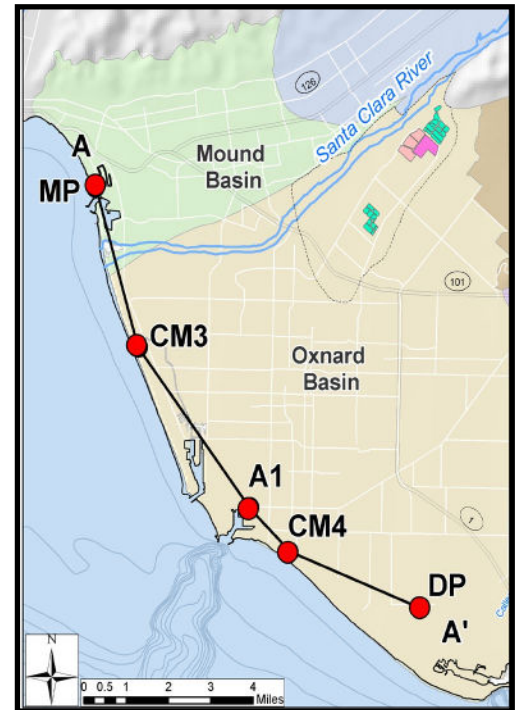
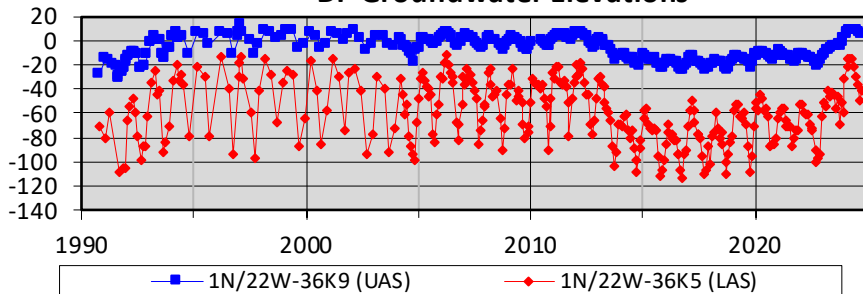
CM3 Groundwater Elevations



A1 Groundwater Elevations



DP Groundwater Elevations



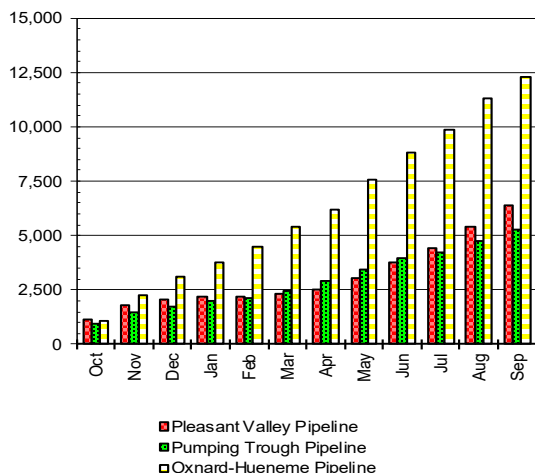
Monthly Water Deliveries, acre-feet (Water Year 2023/24)

	Oct	Nov	Dec	Jan	Feb	Mar	Apr	May	Jun	Jul	Aug	Sep
PV Pipeline (surface water)	1,114.2	555.3	314.4	92.9	0.0	109.8	204.3	527.5	717.6	408.3	478.5	771.6
PV Pipeline (Saticoy well field)	0.0	105.8	0.0	7.5	0.0	0.0	0.0	0.0	0.0	296.1	488.5	170.8
Total to Pleasant Valley Pipeline	1,114.2	661.1	314.4	100.4	0.0	109.8	204.3	527.5	717.6	704.4	967.0	942.4
PTP (surface water)	913.9	359.0	289.4	202.8	129.1	305.5	452.3	527.2	516.3	126.4	195.1	349.6
PTP (PTP 1-5)	10.5	54.2	7.1	16.2	10.3	7.1	36.3	3.6	0.1	90.2	93.8	129.0
PTP (OH-12/13)	0.0	0.0	0.0	0.0	0.0	0.0	0.0	0.0	0.0	0.0	0.0	0.0
PTP (Saticoy well field)	0.0	118.6	0.0	2.7	0.0	0.0	0.0	0.0	0.0	60.7	199.5	77.3
Total PTP	924.4	531.8	296.5	221.7	139.5	312.6	488.6	530.8	516.4	277.2	488.4	555.9
C-customers (surface water)	0.0	0.0	0.0	0.0	0.0	0.0	0.0	0.0	0.0	0.0	0.0	0.0
Saticoy Well Field (groundwater)	0.0	224.4	0.0	10.2	0.0	0.0	0.0	0.0	0.0	356.8	688.0	248.0
O-H Pipeline (groundwater)	1,066.4	1,221.4	842.2	608.9	717.7	962.1	766.0	1,387.7	1,274.2	1,014.7	1,418.3	1,032.0
Total Surface Water Delivery (PTP, PV, c-cust)	2,028.1	914.3	603.8	295.7	129.1	415.3	656.6	1,054.7	1,233.9	534.7	673.6	1,121.2
Total Groundwater Delivery (PTP, OH, Sat)	1,076.9	1,500.0	849.3	635.3	728.0	969.2	802.3	1,391.3	1,274.3	1,461.6	2,200.1	1,409.0
Total Delivery (surface water, groundwater)	3,105.0	2,414.3	1,453.1	931.0	857.2	1,384.5	1,458.9	2,446.0	2,508.2	1,996.3	2,873.7	2,530.2

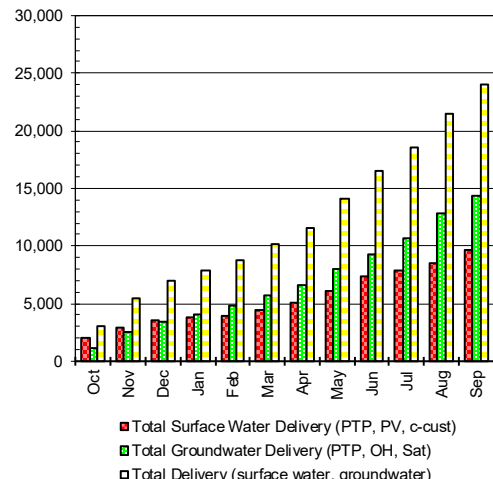
Cumulative Water Deliveries, acre-feet (Water Year 2023/24)

	Oct	Nov	Dec	Jan	Feb	Mar	Apr	May	Jun	Jul	Aug	Sep
PV Pipeline (surface water)	1,114.2	1,669.5	1,983.9	2,076.8	2,076.8	2,186.6	2,390.9	2,918.4	3,636.0	4,044.3	4,522.8	5,294.5
PV Pipeline (saticoy well field)	0.0	105.8	105.8	113.3	113.3	113.3	113.3	113.3	113.3	409.4	897.9	1,068.6
Total to Pleasant Valley Pipeline	1,114.2	1,775.3	2,089.7	2,190.1	2,190.1	2,299.9	2,504.2	3,031.7	3,749.3	4,453.7	5,420.7	6,363.1
PTP (surface water)	913.9	1,272.9	1,562.3	1,765.1	1,894.2	2,199.7	2,652.0	3,179.2	3,695.5	3,821.9	4,017.0	4,366.6
PTP (PTP 1-5)	10.5	64.7	71.8	88.0	98.3	105.4	141.7	145.4	145.5	235.6	329.4	458.4
PTP (OH-12/13)	0.0	0.0	0.0	0.0	0.0	0.0	0.0	0.0	0.0	0.0	0.0	0.0
PTP (Saticoy well field)	0.0	118.6	118.6	121.3	121.3	121.3	121.3	121.3	121.3	182.0	381.5	458.8
Total PTP	924.4	1,456.2	1,752.7	1,974.4	2,113.8	2,426.5	2,915.1	3,445.9	3,962.3	4,239.5	4,727.9	5,283.8
C-customers (surface water)	0.0	0.0	0.0	0.0	0.0	0.0	0.0	0.0	0.0	0.0	0.0	0.0
Saticoy Well Field (groundwater)	0.0	224.4	224.4	234.6	234.6	234.6	234.6	234.6	234.6	591.3	1,279.3	1,527.3
O-H Pipeline (groundwater)	1,066.4	2,287.8	3,130.0	3,738.9	4,456.6	5,418.7	6,184.7	7,572.4	8,846.6	9,861.3	11,279.6	12,311.6
Total Surface Water Delivery (PTP, PV, c-cust)	2,028.1	2,942.4	3,546.2	3,841.9	3,971.0	4,386.3	5,042.9	6,097.6	7,331.5	7,866.2	8,539.8	9,661.0
Total Groundwater Delivery (PTP, OH, Sat)	1,076.9	2,576.9	3,426.2	4,061.4	4,789.5	5,758.7	6,561.0	7,952.3	9,226.6	10,688.2	12,888.3	14,297.3
Total Delivery (surface water, groundwater)	3,105.0	5,519.3	6,972.4	7,903.3	8,760.5	10,145.0	11,603.9	14,050.0	16,558.2	18,554.5	21,428.1	23,958.4

Cumulative deliveries by system



Cumulative deliveries by source/type

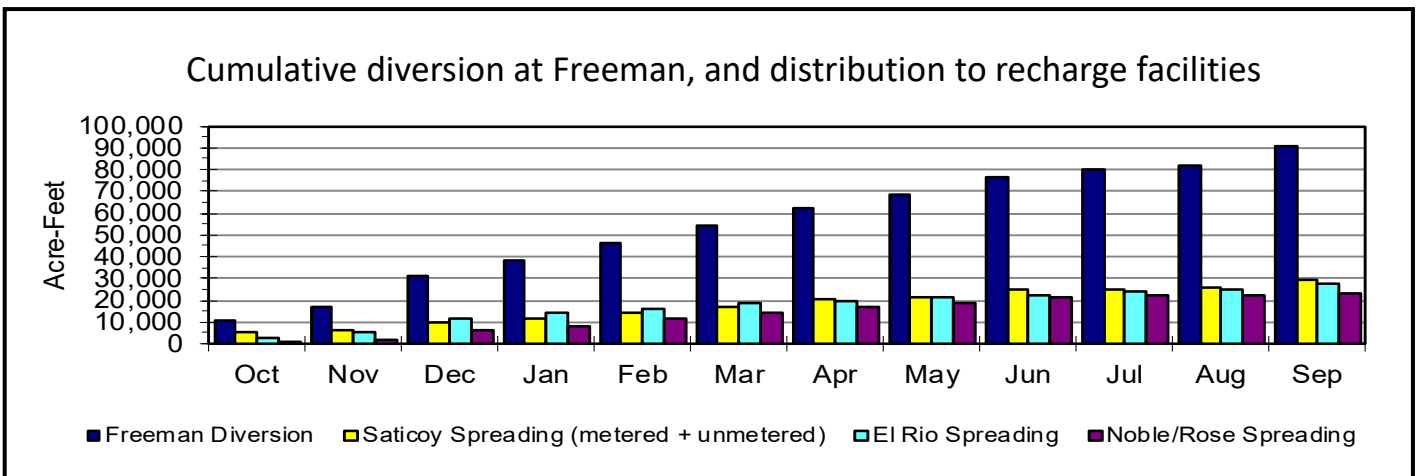


Monthly diversion and recharge totals by facility, 2023/24, in acre-feet

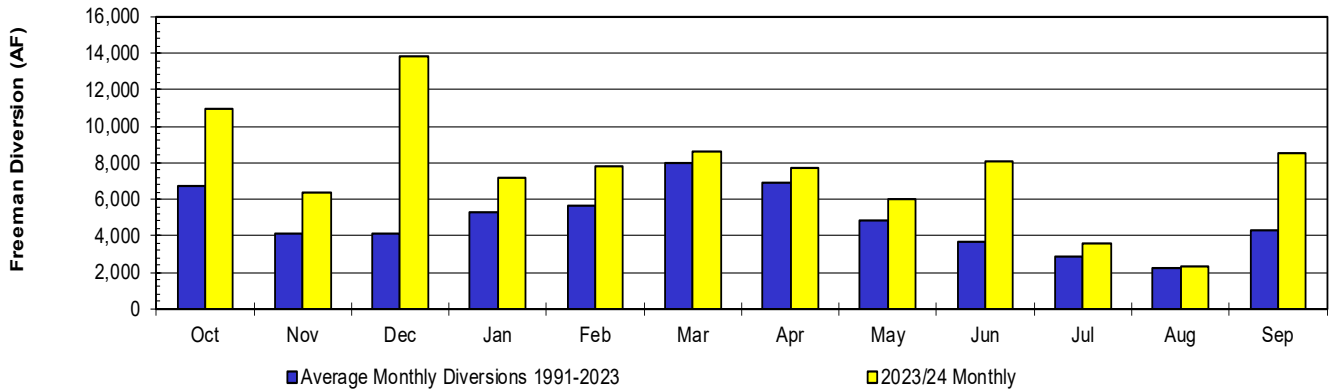
Month	Piru Spreading	Freeman Diversion	Saticoy Spreading (metered + unmetered)	El Rio Spreading	Noble/Rose Spreading	LBMWC Water Use
Oct	0	10,946	5,094	2,591	1,186	47
Nov	0	6,364	1,671	3,283	464	32
Dec	0	13,794	3,235	5,550	4,370	35
Jan	0	7,168	1,776	2,958	2,123	5
Feb	0	7,768	2,390	2,073	3,173	4
Mar	0	8,586	3,018	2,183	2,964	7
Apr	0	7,679	2,996	1,404	2,607	15
May	0	5,978	1,555	1,199	2,117	51
Jun	0	8,044	2,959	1,370	2,450	32
Jul	0	3,539	659	1,337	992	17
Aug	0	2,307	319	1,275	0	39
Sep	0	8,562	3,532	2,808	852	35

Cumulative diversion and recharge totals by facility, 2023/24, in acre-feet

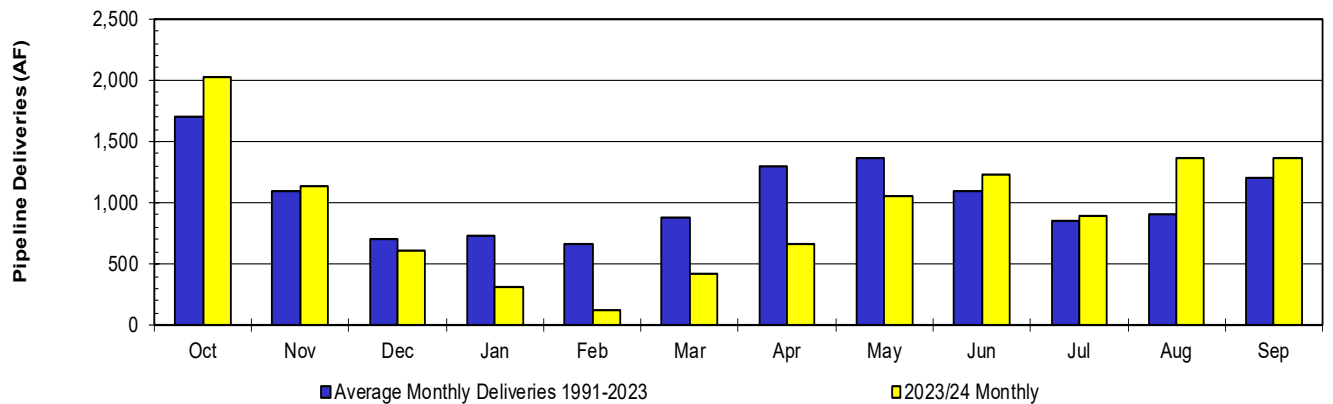
Month	Piru Spreading	Freeman Diversion	Saticoy Spreading (metered + unmetered)	El Rio Spreading	Noble/Rose Spreading	LBMWC Water Use
Oct	0	10,946	5,094	2,591	1,186	47
Nov	0	17,310	6,765	5,875	1,650	78
Dec	0	31,104	10,001	11,425	6,020	113
Jan	0	38,272	11,777	14,383	8,143	118
Feb	0	46,040	14,166	16,455	11,316	122
Mar	0	54,626	17,184	18,638	14,279	128
Apr	0	62,305	20,180	20,042	16,886	144
May	0	68,283	21,735	21,241	19,004	195
Jun	0	76,327	24,694	22,611	21,454	227
Jul	0	79,866	25,353	23,948	22,445	244
Aug	0	82,173	25,672	25,223	22,445	284
Sep	0	90,735	29,204	28,031	23,298	318



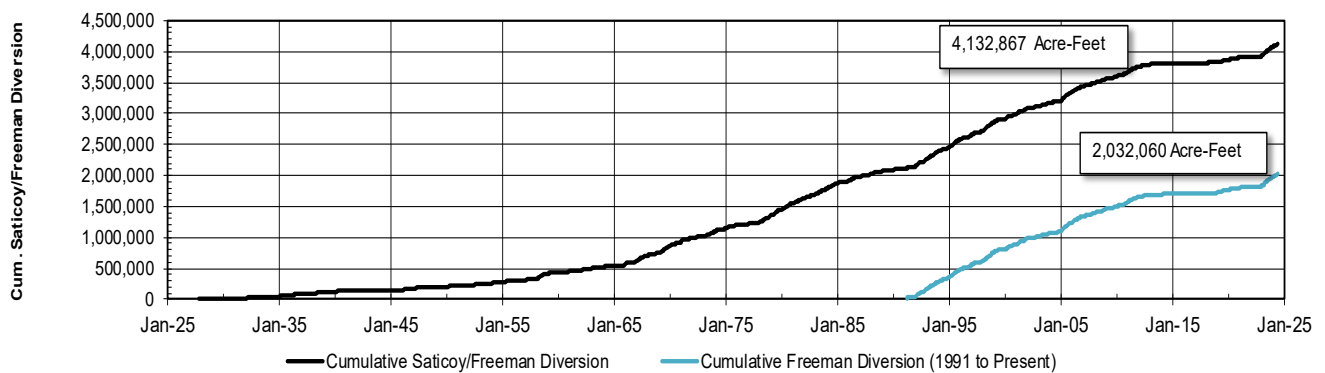
Monthly 2023/24 diversion at Freeman,
compared to average monthly diversions (1991-2023)



Monthly 2023/24 pipeline deliveries (surface water deliveries),
compared to average monthly pipeline deliveries (1991-2023)

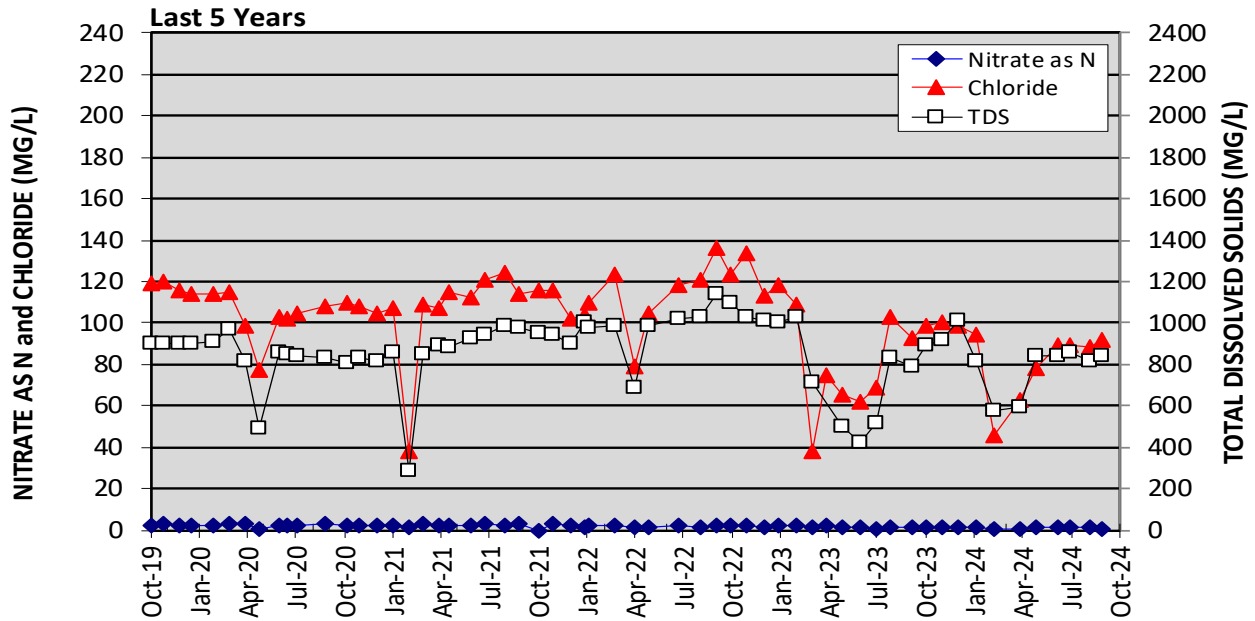


Cumulative diversion at Saticoy and Freeman Diversion, in acre-feet

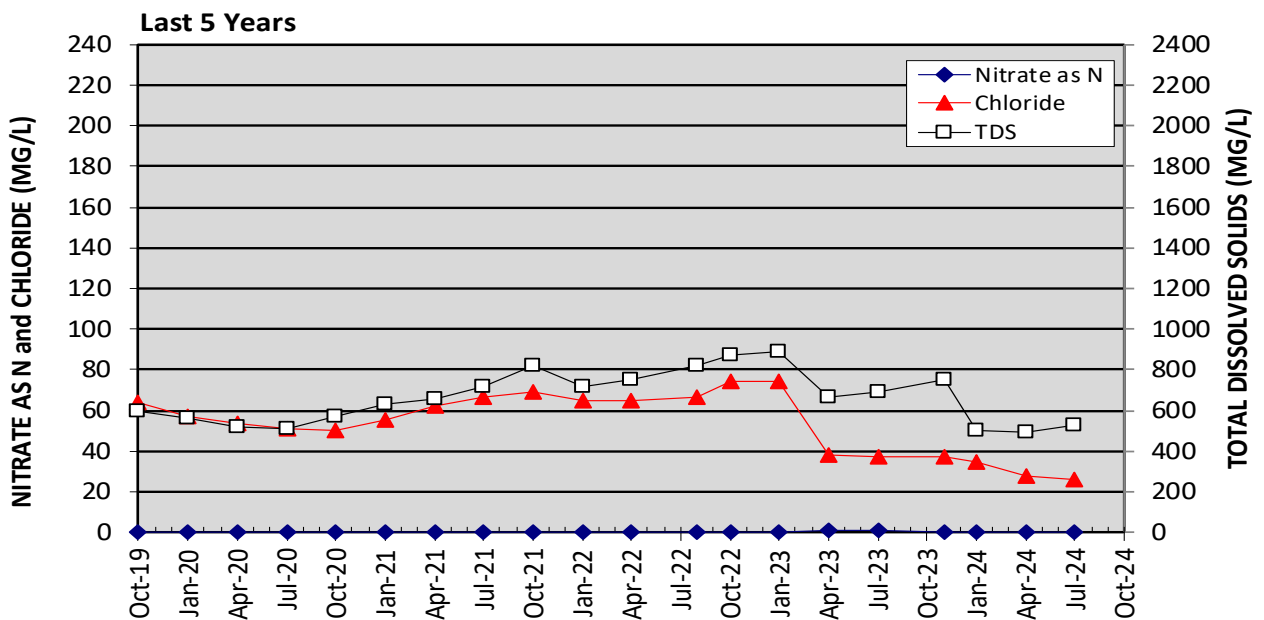


Water Quality

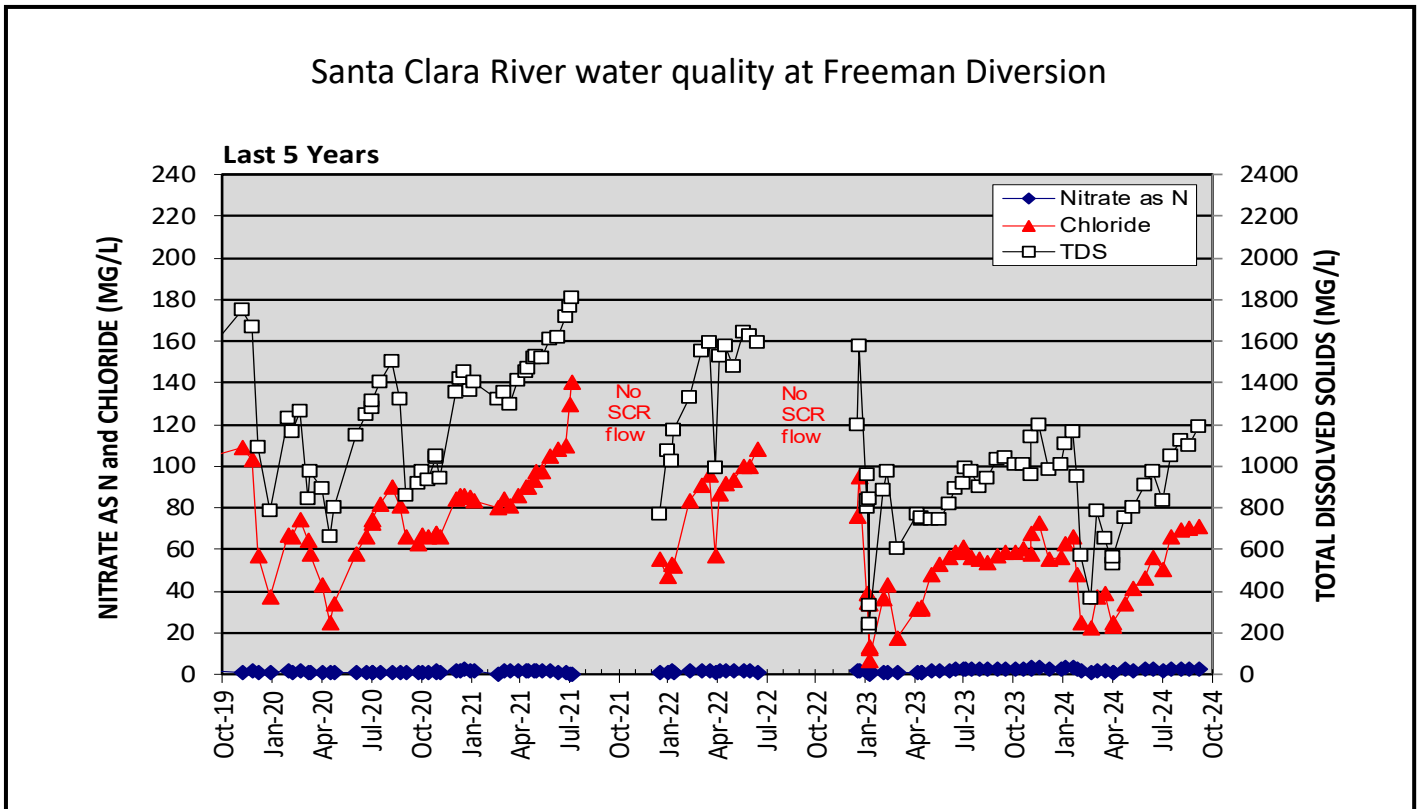
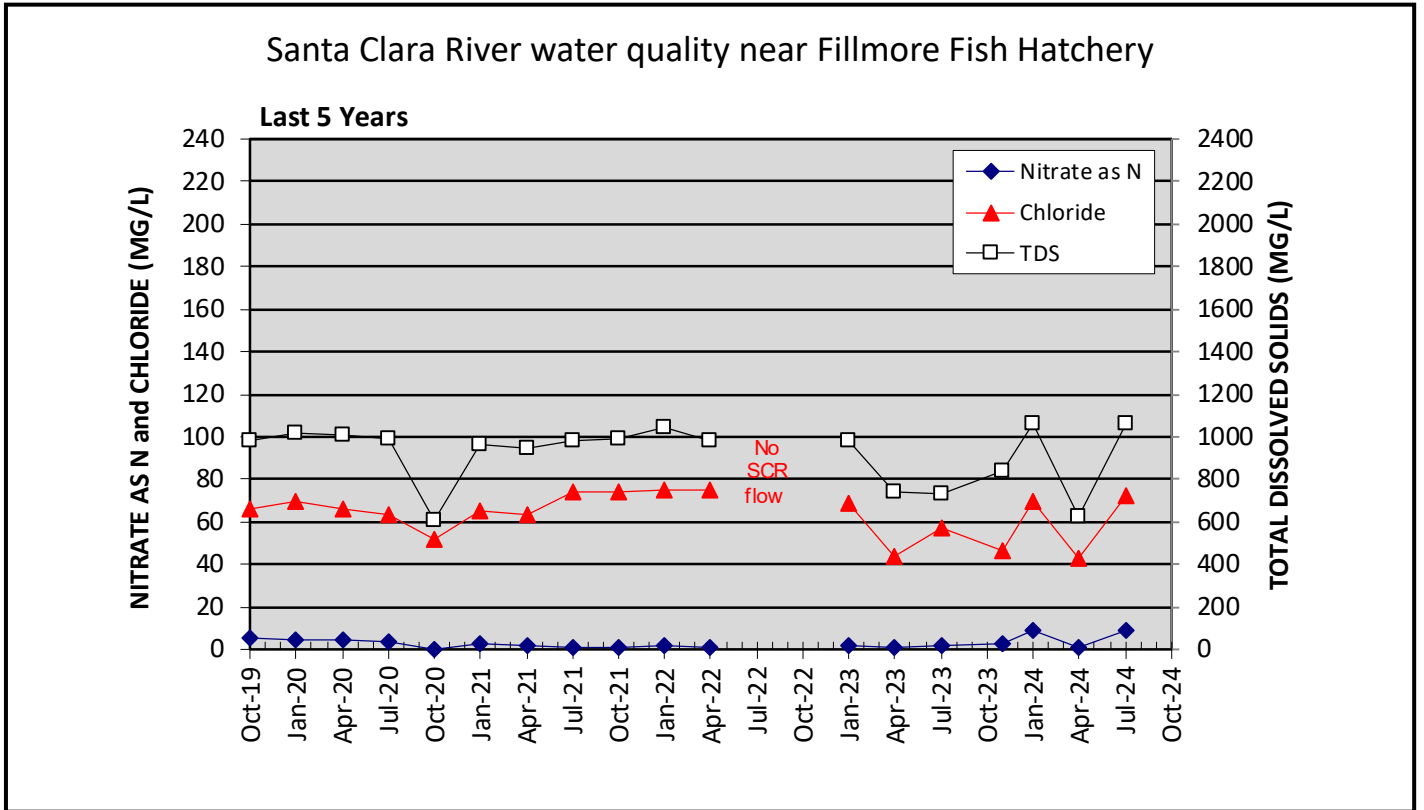
Santa Clara River water quality near Los Angeles/Ventura County line



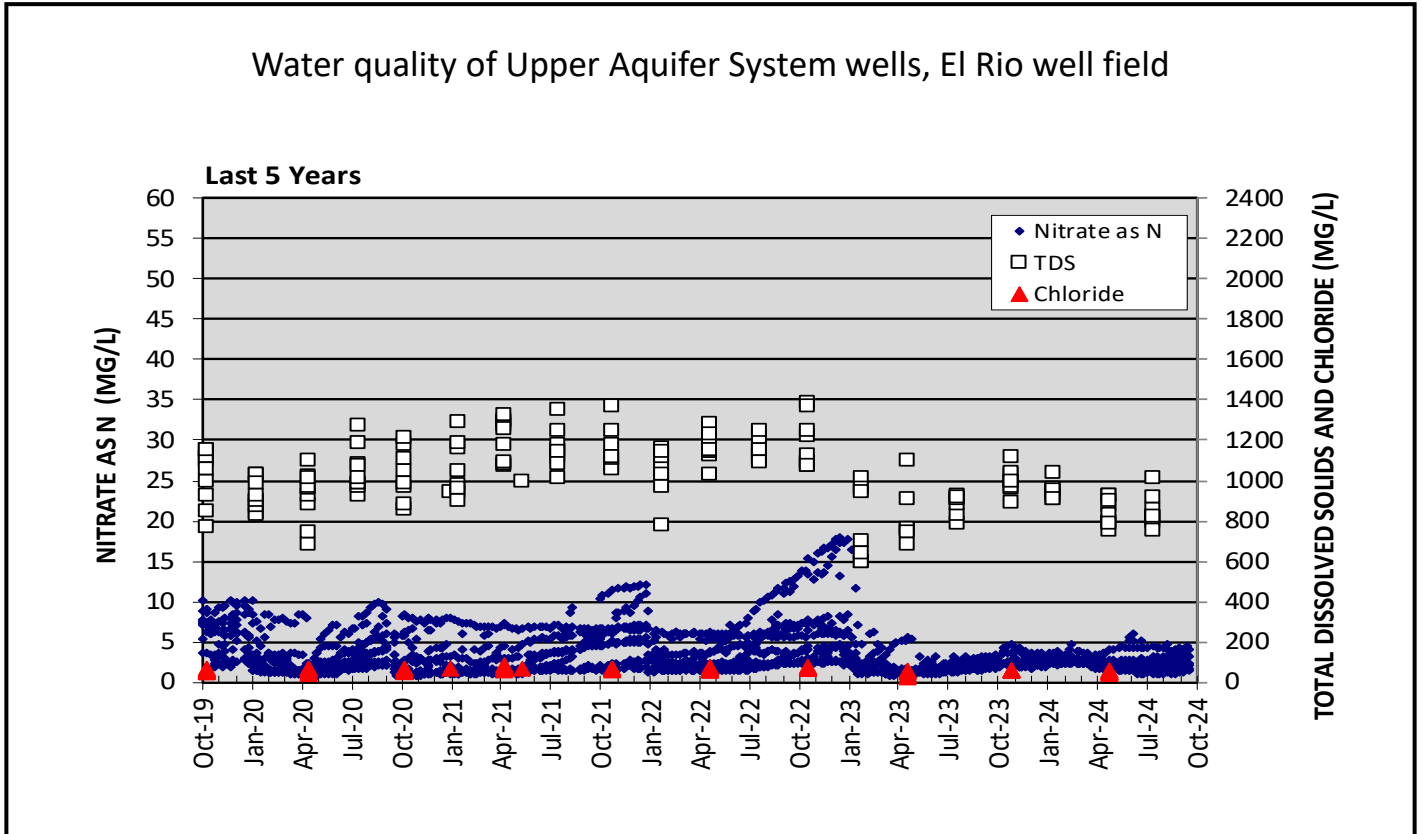
Piru Creek water quality below Santa Felicia Dam

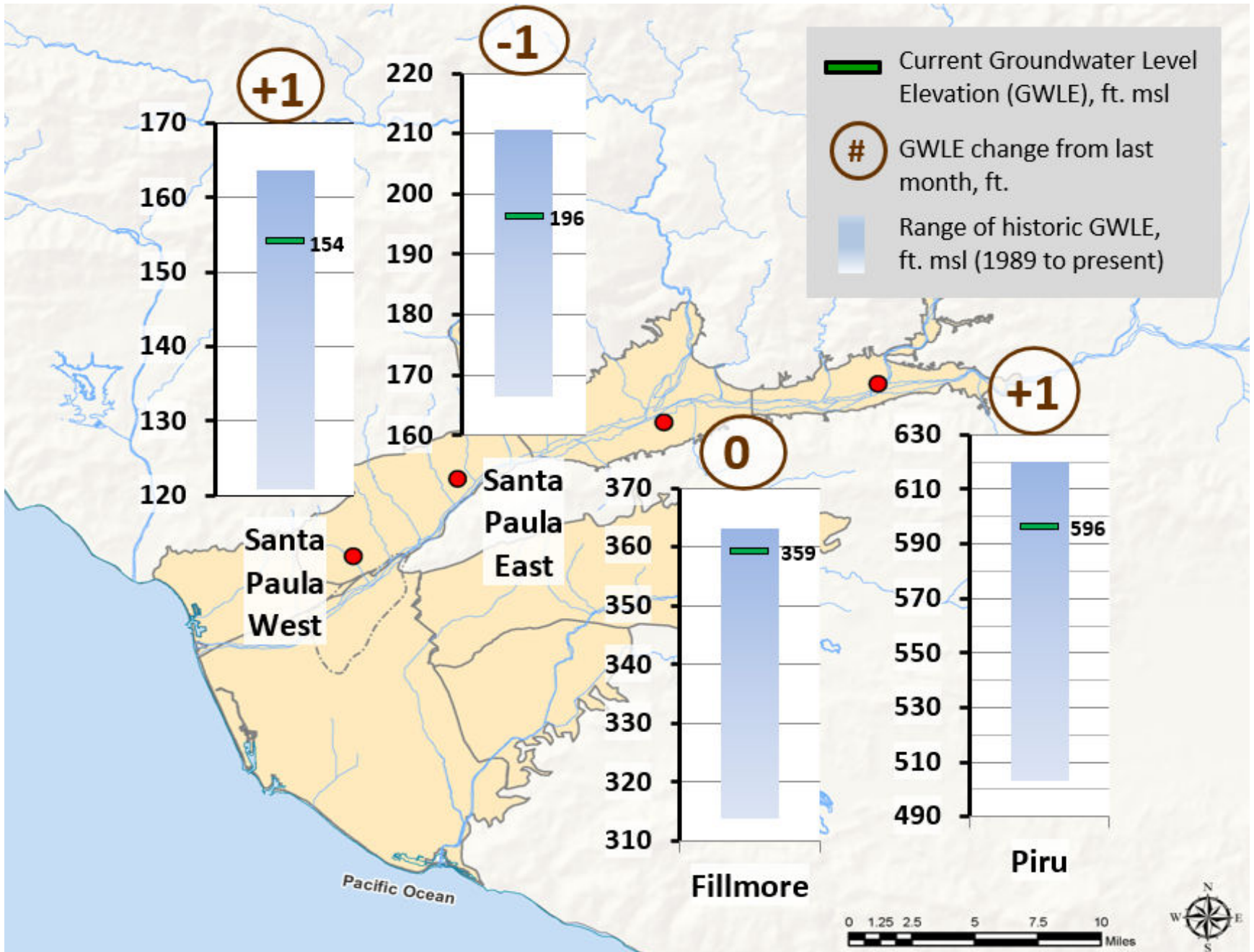


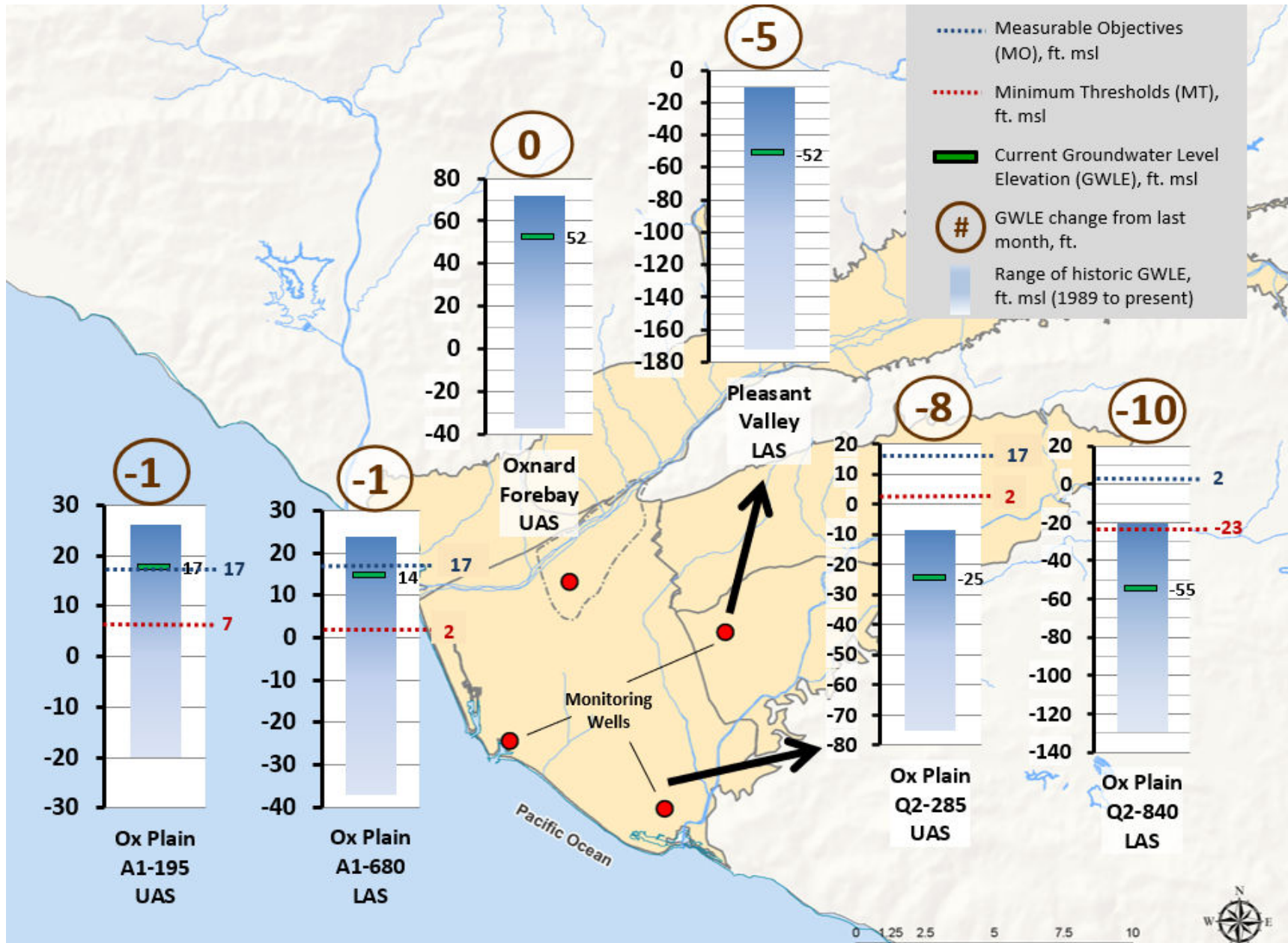
Water Quality



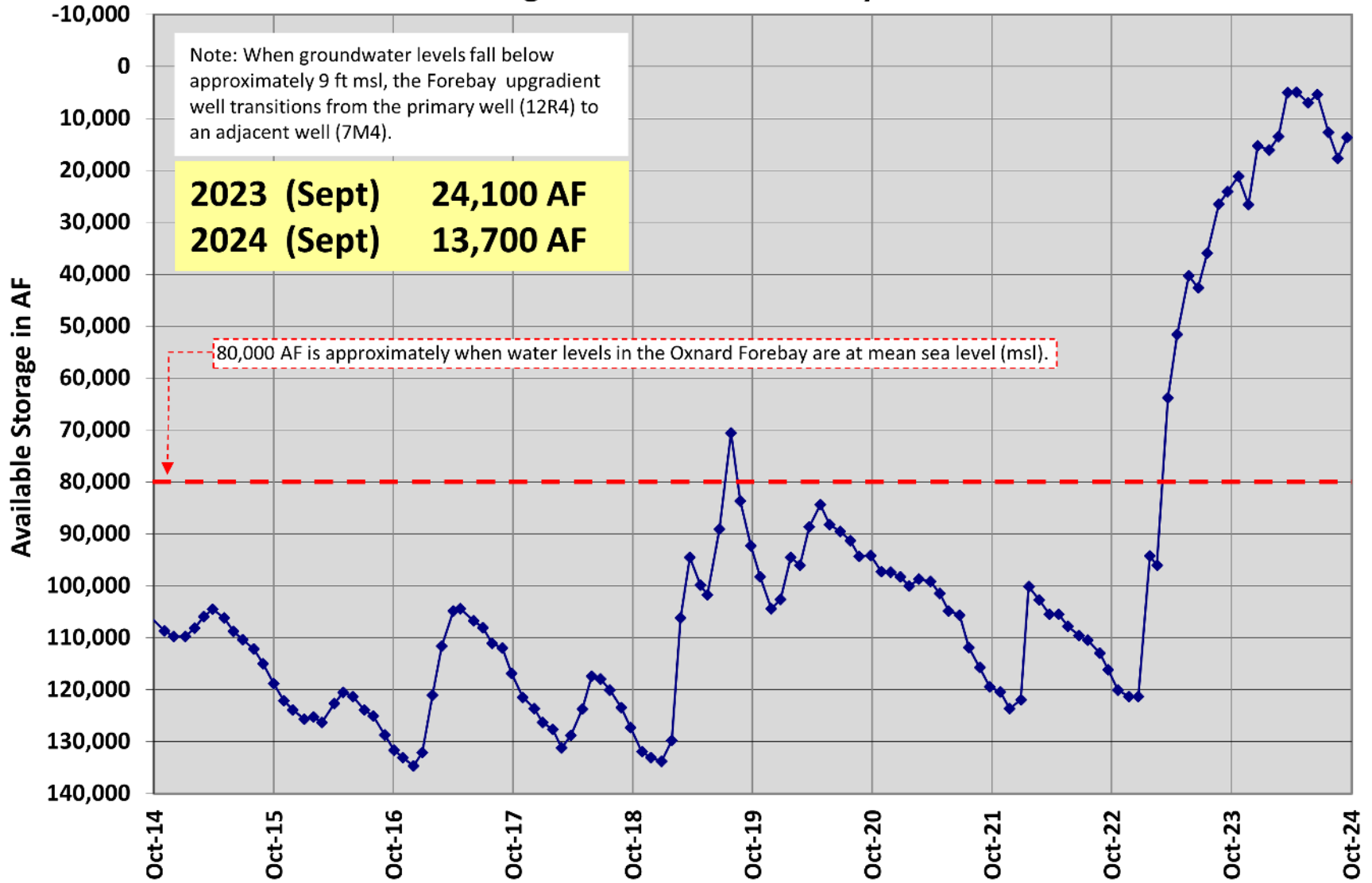
Water Quality

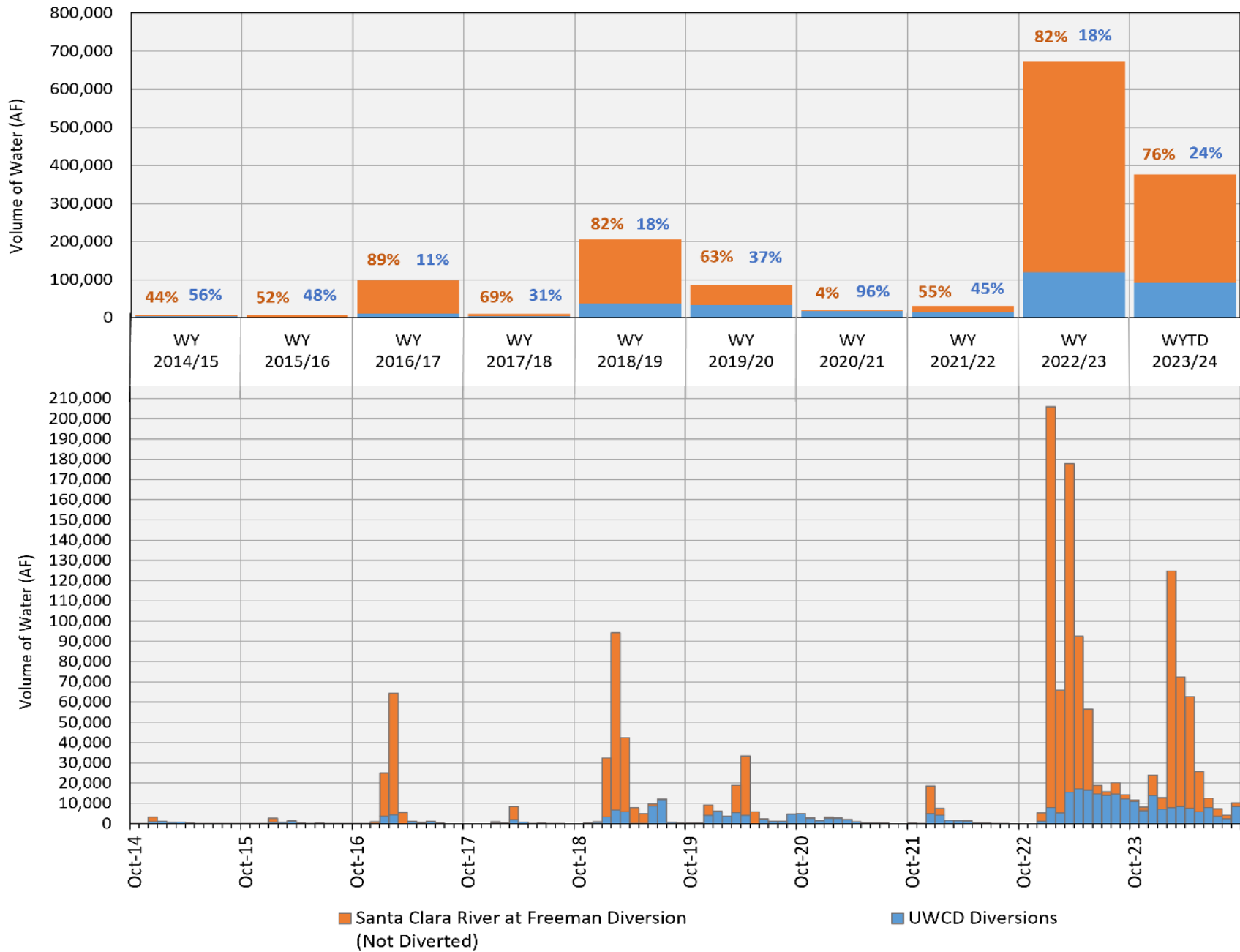






Available Storage in the Oxnard Forebay - Last 10 Years





Water Year (WY) = October 1 to September 30; WYTD = Water Year To Date



STAFF REPORT

To: UWCD Board of Directors

Through: Mauricio E. Guardado, Jr., General Manager
Anthony A. Emmert, Assistant General Manager

From: Brian H. Zahn, Chief Financial Officer
Sara Guzman, Finance Supervisor

Date: November 5, 2024 (November 13, 2024, meeting)

Agenda Item: 3.3 Investment Monthly Report (September 2024)
Information Item

Staff Recommendation:

Review the most current investment reports for the month ending September 30, 2024.

Discussion:

Based on the information included in the attached report, staff will present a summary and discuss key information as an overview.

Fiscal Impact:

As shown.

Attachment:

Combined Investment Monthly Report – September 2024

**United Water Conservation District
Monthly Investment Report
September 30, 2024**

Investment Recap	G/L Balance	Weighted Avg Days to Maturity	Diversification Percentage of Total
Citizens Business Bank	3,261,947	1	9.88%
Petty Cash	5,400	1	0.02%
County Treasury	1,884	1	0.01%
LAIF Investments	29,759,145	1	90.09%
Total Cash, Cash Equivalents and Securities	33,028,376		100.00%
Investment Portfolio w/o Trustee Held Funds	33,028,376		
Trustee Held Funds	-		
Total Funds	33,028,376		

Local Agency Investment Fund (LAIF)	Beginning Balance	Deposits (Disbursements)	Ending Balance
	29,759,145	-	29,759,145
	Interest Earned YTD	Interest Received YTD	Qtrly Yield
	111,891	457,100	1.35%

|| District investments are shown above and conform to the District's Investment Policy. All investment transactions during this period are included in this report. Based on budgeted cash flows the District appears to have the ability to meet its expenditure requirements for the next six months.

<p>DocuSigned by: <i>Mauricio Guardado</i></p> <hr/> <p>Mauricio E. Guardado, Jr., General Manager</p>	<p>11/5/2024</p> <hr/> <p>Date Certified</p>
<p>DocuSigned by: <i>[Signature]</i></p> <hr/> <p>Anthony Emmert, Assistant General Manager</p>	<p>11/3/2024</p> <hr/> <p>Date Certified</p>
<p>DocuSigned by: <i>[Signature]</i></p> <hr/> <p>Brian H. Zahn, Chief Financial Officer</p>	<p>11/1/2024</p> <hr/> <p>Date Certified</p>

<i>United Water Conservation District</i>			
<i>Cash Position</i>			
September 30, 2024			
Fund	Total	Composition	Restrictions/Designations
General/Water Conservation Fund:		Revenue collected for district operations	
General/Water Conservation	8,871,060	(3,232,835)	Includes General, Rec & Ranger, Water Conservation
		4,962,000	Reserved for legal expenditures
		1,249,683	Designated for replacement, capital improvements, and environmental projects
		5,892,211	Supplemental Water Purchase Fund
General CIP Funds	10,844,955	10,844,955	Appropriated for capital projects
	4,348,578	4,348,578	Reserved for CIP Projects
Special Revenue Funds:		Revenue collected for a special purpose	
State Water Project Funds	3,512,472	3,512,472	Procurement of water/rights from state water project
Enterprise Funds:		Restricted to fund usage	
Freeman Fund	(1,254,280)	(1,254,280)	Operations, Debt Service and Capital Projects
		-	Designated for replacement and capital improvements
		-	Reserved for legal expenditures
Freeman CIP Fund	1,832,465	1,832,465	Appropriated for capital projects
OH Pipeline Fund	66,033	66,033	Delivery of water to OH customers
OH CIP Fund	1,431,647	1,431,647	Appropriated for capital projects
OH Pipeline Well Replacement Fund	(126,159)	(126,159)	Well replacement fund
PV Pipeline Fund	986,379	986,379	Delivery of water to PV customers
PV CIP Fund	240,871	240,871	Appropriated for capital projects
PT Pipeline Fund	1,444,193	1,444,193	Delivery of water to PTP customers
PT CIP Fund	830,163	830,163	Appropriated for capital projects
Total District Cash & Investments	33,028,376	33,028,376	
	0	0	



STAFF REPORT

To: UWCD Board of Directors

Through: Mauricio E. Guardado, Jr., General Manager
Anthony A. Emmert, Assistant General Manager
Maryam Bral, Ph.D., P.E., Chief Engineer

From: Marissa Caringella, Environmental Services Manager
Randall McInvale, Principal Environmental Scientist

Date: October 29, 2024 (November 13, 2024, meeting)

Agenda Item: 3.4 **Adopt Resolution Authorizing a Funding Agreement with the United States Bureau of Reclamation for the Freeman Diversion Fish Passage Rehabilitation Project (CIP 8001) Motion**

Staff Recommendation:

Adopt the attached Resolution authorizing and designating United Water Conservation District's General Manager to enter into a funding agreement with the United States Department of Interior, Bureau of Reclamation, and to accept and expend \$20 million in federal funds under the WaterSMART Aquatic Ecosystem Restoration Program for the Freeman Diversion Fish Passage Rehabilitation Project.

Discussion:

United Water Conservation District (District) was selected for a \$20 million dollar grant under the United States Department of Interior, Bureau of Reclamation, (Reclamation) WaterSMART Aquatic Ecosystem Restoration Projects grant program. Prior to the execution of a funding agreement, the District is required to adopt a resolution authorizing an agent, or representative, to sign the funding agreement, amendments, and requests for disbursement on behalf of the District, and to carry out other necessary project-related activities. As part of the grant application, the District has requested funding to cover the partial cost of the hardened ramp construction activities. Projects awarded funding under this grant funding program must be complete by September 30, 2029.

Mission Goal:

The project meets mission-related Goal A (Water Supply), Goal B (System Reliability), Goal C (Regulatory and Environmental Compliance), and Goal D (Fiscal Responsibility).

Fiscal Impact:

There is no impact on the fiscal year 2024-25 budget. The project cost will be included in the future Capital Improvement Projects budget, currently projected to begin in fiscal year 2026-27.

Attachment:

Resolution

RESOLUTION

A RESOLUTION OF THE BOARD OF DIRECTORS OF UNITED WATER CONSERVATION DISTRICT AUTHORIZING AND DESIGNATING UNITED WATER CONSERVATION DISTRICT'S GENERAL MANAGER, MAURICIO E. GUARDADO, TO ENTER INTO A FUNDING AGREEMENT WITH THE UNITED STATES DEPARTMENT OF INTERIOR, BUREAU OF RECLAMATION, AND TO ACCEPT AND EXPEND FEDERAL FUNDS FOR THE FREEMAN DIVERSION FISH PASSAGE REHABILITATION PROJECT

WHEREAS, the United Water Conservation District ("District") has submitted an application to the United States Department of Interior, Bureau of Reclamation for funding of the Freeman Diversion Fish Passage Rehabilitation Project ("Project"); and

WHEREAS, the District's General Manager has reviewed and supports the application the District submitted to the United States Department of Interior, Bureau of Reclamation for funding of the Project; and

WHEREAS, prior to the United States Department of Interior, Bureau of Reclamation's executing a funding agreement, the District is required to adopt a resolution authorizing an agent, or representative, to sign the funding agreement, amendments, and requests for disbursement on behalf of the District, and to carry out other necessary Project-related activities;

WHEREAS, the Board believes and hereby determines it to be in the best interest of the District to authorize and designate the General Manager, to complete negotiations and execute or amend the funding agreement and any subsequent amendments referred to herein consistent with the intent of this Resolution, and further complete the negotiation and execution of such other documents and agreement(s) that may be necessary to receive said funding for the Project contemplated thereby; and

WHEREAS, the Board believes and hereby determines it to be in the best interest of the District to authorize and designate the General Manager, to represent the District in carrying out the District's responsibilities under the funding agreement, including certifying invoices and disbursement requests for Project costs on behalf of the District and compliance with applicable state and federal laws.

NOW, THEREFORE, BE IT RESOLVED AND ORDERED THAT:

1. The recitals set forth hereinabove are true and correct and are incorporated herein.
2. The General Manager, Mauricio E. Guardado, is hereby authorized and designated to complete negotiations and execute or amend the funding agreement for the Project on behalf of the District with the United States Department of Interior, Bureau of Reclamation and any subsequent amendments referred to herein consistent with the intent of this Resolution.

ATTACHMENT

- 3. The General Manager, Mauricio E. Guardado, is hereby authorized and designated to represent the District in carrying out the District's responsibilities under the funding agreement, including certifying invoices and disbursement requests for Project costs on behalf of the District and compliance with applicable state and federal laws; and

- 4. The District will work with the United States Department of Interior, Bureau of Reclamation to meet established deadlines for entering into a grant or cooperative agreement.

PASSED, APPROVED, AND ADOPTED this 13th day of November 2024.

ATTEST: _____
Sheldon G. Berger, Board President

ATTEST: _____
Catherine P. Keeling, Board Secretary/Treasurer

STAFF REPORT

To: UWCD Board of Directors

Through: Mauricio E. Guardado, Jr., General Manager

From: Craig Morgan, Chief Operations Officer
Randy Castañeda, Operations Supervisor — Water Treatment
J.D. Smallwood, Operations Supervisor — Water Distribution

Date: October 30, 2024 (November 13, 2024, meeting)

Agenda Item: 4.1 Operations and Maintenance Department Monthly Report
Information Item

Staff Recommendation:

Receive this summary report from the Operations and Maintenance department regarding its activities for the month of October 2024.

1. Major Facilities Update

- **Santa Felicia Dam**
 - On September 1st, 2024, the lake level was 1043.25' and on September 30th, 2024, the lake level had reduced to 1031.20' and is currently dropping due to reduced inflows, evaporation, and SFD Conservation releases.
 - Santa Felicia Dam release flows varied from approximately 20 CFS to 350 CFS throughout September due to Habitat Flow requirements and Conservation Releases.
 - Weed abatement activities are ongoing and continuing at both the Piru Spreading Grounds and Lake Piru Recreation Area.
 - Starting on October 3rd, 2024, at approximately 12:40 p.m., the Felicia Fire incident kicked off. During the fire event, O&M staff worked tirelessly to ensure that the fire crews had an ample supply of water to combat the flames. Under generator power, the SFD Team was able to operate the Lake Piru Water Treatment Plant and provide approximately 270,200 gallons of water for firefighting purposes.
 - SFD staff is hosting MDJ Management LLC for the SFD 72-Inch Butterfly Valve Redundancy and Seismic Resiliency Project.
 - Travis Ag assisting with multiple recreation area water line leaks caused by the Felicia Fire Incident.

- **Freeman Diversion, Saticoy, and El Rio Recharge Facilities**
 - District staff operated the Freeman Diversion throughout the month of October, harvesting Santa Clara River flows, accommodating fish ladder by-pass flows, and delivering surface water to El Rio, PTP and PV pipelines.

**Agenda Item: 4.1 Operations and Maintenance Department Monthly Report
Information Item**

- Various Freeman maintenance activities taking place around the Saticoy Facility.
- Saticoy O&M staff facilitating with the Inverted Siphon Project.
- Saticoy O&M staff, along with assistance from the SFD, El Rio, and the Lake Piru Recreation Team, have been relentlessly performing sediment removal as part of our Desilt Project.
- Various clean-up activities are taking place around the Saticoy facility and the Freeman Diversion.
- Herbicide application tasks are ongoing and continuing near the Freeman Diversion and the Saticoy Spreading Grounds / Noble Basins.
- Various cleanup activities performed by the Saticoy and SFD teams at the Rose and Nobles Basins.
- Static water levels (distance of water from the well pad to the water table):

	2024	2023	2022
Saticoy	30'	14'	149'
El Rio	63'	77'	146'
PTP	67'-113'	78'-106'	132-180'

- **Oxnard-Hueneme (OH) Delivery System**

- El Rio operators assisted Travis Ag. Construction with installation of new pressure station for Fe/Mn Plant.
- El Rio staff assisted Oilfield Electric Co. with repairs to overhead power lines after bird strike caused failures to El Rio well field power grid.
- El Rio staff obtained annual DDW mandated PFAS samples from various OH wells.
- El Rio operators installed new overflow piping between percolation basins 2 and 3.
- EL Rio operators assisted with new drainage work along the roadway between percolation basin 9 and Fe/Mn Plant.
- El Rio staff removed and replaced two sample return pumps to ensure redundancy for maintaining accurate chlorine injection rates.

- **Pleasant Valley County Water District (PVCWD)**

- PVCWD received United's surface water supply, surface supply from Conejo Creek Project, and received highly treated recycled water from the City of Oxnard's Advanced Water Purification Facility (AWPF).
- 12% sodium hypochlorite injection continues at Saticoy's Moss Screen facilities for quagga mussel control.
- A new metal cover for the pipeline vault was constructed and installed at the PV Reservoir site.

Agenda Item: 4.1 Operations and Maintenance Department Monthly Report Information Item

- **Pumping Trough Pipeline (PTP)**
 - During August, the PTP system demand was met with surface water and PTP wells.
 - UWCD staff took photos of construction work for Recycled Water pipeline installation near Laguna Rd. and Wood Rd.
 - Completed quarterly SRWQCB report for PTP and PV systems.
 - El Rio operators performed monthly operational tests for the PTP emergency generators.

- **Control Systems**
 - Trenching and Conduit work for OH MLM Replacement and New Meter Install has been Completed
 - Control Systems and UWCD Grant Task Force team have submitted a Grant Application to Cal OES
 - Moss Screen Level Control Automation
 - Attended CISA's Logging Made Easy Webinar
 - PTP Environmental Control HVAC Installations have been Completed
 - Meet with OH O&M to Evaluate needed pipework for PV Clamp-on Meter Install
 - Participated in VC Regional Radio Technical Subcommittee Meeting
 - Kicked Off Discussion for OH Well #14 Repair or Replacement
 - Refined OT Security Plan with Security Partner Fortinet
 - Security Systems, Radio, and Tech Site Visit - CMWD & UWCD
 - Participation in VC Regional Radio System Project Stakeholder Meeting

- **Lake Piru Water System**
 - All chlorine residuals and turbidity readings for the drinking water system were within proper ranges for October.
 - Monthly pH, turbidity and coliform samples were obtained for Lake Piru, as part of the Long Term 2 Enhanced Surface Water Treatment Rule compliance monitoring.
 - Basic maintenance and inspections are ongoing and continuing.
 - SFD staff operated the Lake Piru Water Treatment plant during the Felicia Fire Incident. Under generator power, the staff members were able to provide approximately 270,200 gallons of water to assist with fire suppression activities all throughout the Lake Piru Recreation Area.

2. Operations and Maintenance Projects Update

- El Rio completed the monthly DDW Drought Tolerance report.
- El Rio staff continued to obtain drone footage of the Inverted Siphon Replacement project.
- El Rio operators worked with HACH Co. technician on quarterly service of continuous monitoring water quality analyzers.
- Staff performed weed abatement at PTP and PV reservoirs.

**Agenda Item: 4.1 Operations and Maintenance Department Monthly Report
Information Item**

- UWCD staff continued to work on a plan to automate isolation valves that will serve as a pressure relief station for the Iron/Manganese Plant raw water pipeline.
- El Rio operators made operational adjustments to comply with Voltus Demand Respond energy curtailment for OH well field.

3. Other Operations and Maintenance Activities

- Monthly bacteria samples were obtained for the PTP system.
- Monthly meter readings were obtained for OH, PTP and PV pipelines.
- Staff completed and electronically transmitted the monthly OH Surface Water Treatment Rule report to the State Water Resources Control Board Division of Drinking Water.
- Static water levels were obtained for all El Rio, Saticoy, and PTP wells.
- Weed abatement continued throughout the district.

4. Safety and Training

- Staff attended a safety meeting that focused on heat exhaustion.
- Tailgate safety meetings were conducted at all individual O&M field locations and the topics included refresher training on equipment used at the various O&M locations; specifically, tailgate safety meetings were conducted prior to every commencement of maintenance activities at the Freeman Diversion.

Attachment: Operations Log for September

OPERATIONS LOG v 10/28/24

DATE	SANTA FELICIA DAM								FREEMAN DIVERSION**					RECHARGE				IRRIGATION						O-H		
	SFD El.	Stor.	Surface	Evap.	Inflow Balance	Outflow USGS	Hydro	Rain 106E	River	Diverted	Fish*** Facility	Bypass Channel	Crest	El Rio	Saticoy Facility	Noble/Rose	Piru	T.I.D.	P.T.P.	PVCWD	L.P.	Saticoy Wells	Total	Ci2		
	Ft.	A/F	Acres	Inches	Av. CFS	Av. CFS	Kw	Inches	Av. CFS	Av. CFS	Av. CFS	Av. CFS	Av. CFS	Av. CFS	Misc CFS†	Weir CFS	Av. CFS	Av. CFS	A/F	A/F	A/F	%	A/F	A/F	A/F	Lbs.
A/F*		66877			101,642	80,552		30.02	366,776	82,172	32,653	45,495		25,223	48805	22445	0.4	9,467	5,684	5,979		0.0	1,321	11,259	97,714	
9/1/24	1043.22	66843	1112	0.260	8	19.5	0	0.00	65	35	30.1	0	0	0	9	27.08	0	0.0	19.9	n/a	n/a	####	0.0	21.6	24.8	296
9/2/24	1043.18	66799	1111	0.288	4	19.5	0	0.00	69	36	33.6	0	0	0	9	27.11	0	0.0	20.2	n/a	n/a	####	0.0	21.6	32.9	363
9/3/24	1043.15	66765	1111	0.320	11	20.9	0	0.00	59	35	24.5	0	0	0	9	27.13	0	0.0	18.4	n/a	n/a	####	0.0	21.6	32.4	349
9/4/24	1043.10	66710	1111	0.290	-1	19.5	0	0.00	53	26	19.1	8.5	0	0	4	21.84	0	0.0	21.6	n/a	n/a	####	0.0	21.6	32.1	257
9/5/24	1043.07	66676	1110	0.308	10	19.5	0	0.00	50	26	23.7	0	0	3.27	-1	11.07	0	0.0	47.1	n/a	n/a	####	0.0	22.0	34.8	235
9/6/24	1043.02	66621	1110	0.336	0	19.5	0	0.00	46	22	23.8	0	0	3.65	0	0	0	0.0	58.0	n/a	n/a	####	0.0	22.0	38.1	268
9/7/24	1042.99	66588	1110	0.320	10	19.5	0	0.00	45	21	23.9	0	0	2.83	2	0	0	0.0	54.3	n/a	n/a	####	0.0	21.9	38.4	267
9/8/24	1042.94	66532	1109	0.314	-1	19.7	0	0.00	44	20	23.9	0	0	5.47	-1	0	0	0.0	51.1	n/a	n/a	####	0.0	21.8	43.4	311
9/9/24	1042.90	66488	1109	0.312	6	20.9	0	0.00	30	6	24	0	0	0	-55	54.44	17.33	0.0	34.6	n/a	n/a	####	0.0	21.5	56.6	392
9/10/24	1042.85	66432	1109	0.310	160	181	0	0.00	28	4	24.2	0	0	0	5	0	0.33	0.0	19.1	n/a	n/a	####	0.0	21.2	44.4	377
9/11/24	1042.35	65879	1104	0.320	28	300	0	0.00	79	54	24.6	0	0	0	-25	79.93	48.65	0.0	18.8	n/a	n/a	####	0.0	20.5	36.5	347
9/12/24	1041.97	65459	1101	0.200	93	300	0	0.00	169	144	24.5	0	0	36.38	4	84.21	54.04	0.0	50.3	n/a	n/a	####	0.0	10.8	24.6	368
9/13/24	1041.23	64646	1095	0.230	-105	300	0	0.00	169	132	20.8	16.2	0	50.17	-12	58.89	37.61	0.0	69.0	n/a	n/a	####	0.0	0.0	34.2	272
9/14/24	1040.65	64012	1090	0.207	-15	300	0	0.00	200	175	24.5	0	0	66.4	17	59.25	28.33	0.0	63.7	n/a	n/a	####	0.0	0.0	32.1	208
9/15/24	1040.10	63414	1085	0.210	3	300	0	0.00	217	193	24.5	0	0	64.02	21	86.56	24.07	0.0	41.5	n/a	n/a	####	0.0	0.0	31.1	266
9/16/24	1039.62	62894	1081	0.190	42	300	0	0.00	225	201	24.4	0	0	73.99	22	82.78	21.94	0.0	43.6	n/a	n/a	####	0.0	0.0	36.0	333
9/17/24	1039.11	62343	1076	0.241	26	299	0	0.00	221	196	24.5	0	0	62.97	24	79.94	20.2	0.0	59.0	n/a	n/a	####	0.0	0.0	35.1	359
9/18/24	1038.53	61720	1072	0.215	-11	299	0	0.00	227	203	24.5	0	0	80.27	18	70.35	19.39	0.0	67.2	n/a	n/a	####	0.0	0.0	36.5	266
9/19/24	1037.96	61110	1067	0.205	-3	300	0	0.00	233	209	24.4	0	0	86.79	22	68.43	19.53	0.0	62.4	n/a	n/a	####	0.0	0.0	34.4	225
9/20/24	1037.42	60534	1063	0.164	13	300	0	0.00	233	201	22	10.4	0	82.84	11	74.71	17.4	0.0	63.2	n/a	n/a	####	0.0	0.0	35.8	251
9/21/24	1036.85	59929	1059	0.130	-3	300	0	0.00	244	220	23.7	0	0	88.35	24	78.13	15.69	0.0	58.7	n/a	n/a	####	0.0	0.0	31.0	223
9/22/24	1036.31	59358	1055	0.261	16	299	0	0.00	253	229	24.3	0	0	97.55	26	95.88	26.59	0.0	17.5	n/a	n/a	####	0.0	0.0	27.9	204
9/23/24	1035.76	58778	1051	0.214	40	328	0	0.00	257	232	24.6	0	0	83.83	29	100.13	33.81	0.0	37.8	n/a	n/a	####	0.0	0.0	31.3	218
9/24/24	1035.17	58159	1047	0.224	37	345	0	0.00	268	243	24.6	0	0	81.24	22	115.67	19.66	0.0	47.9	n/a	n/a	####	0.0	0.0	24.9	207
9/25/24	1034.49	57448	1041	0.198	-11	344	0	0.00	268	189	18.4	61.3	0	66.87	-26	123.13	16.33	0.0	48.1	n/a	n/a	####	0.0	0.0	29.8	284
9/26/24	1033.82	56752	1034	0.210	-5	342	0	0.00	266	241	24.6	0	0	64.81	17	130.55	9.54	0.0	56.9	n/a	n/a	####	0.0	0.0	23.5	316
9/27/24	1033.17	56082	1027	0.214	12	346	0	0.00	267	242	24.6	0	0	66.72	20	130.05	0	0.0	50.7	n/a	n/a	####	0.0	0.0	21.2	202
9/28/24	1032.52	55416	1020	0.198	16	348	0	0.00	280	256	24.7	0	0	75.93	23	138.13	0	0.0	35.9	n/a	n/a	####	0.0	0.0	22.1	156
9/29/24	1031.86	54745	1013	0.207	13	347	0	0.00	291	266	24.8	0	0	91.66	30	141.38	0	0.0	6.5	n/a	n/a	####	0.0	0.0	41.4	301
9/30/24	1031.05	53930	999	0.258	-56	350	0	0.00	295	270	24.7	0	0	82.32	31	141.28	0	0.0	31.2	n/a	n/a	####	0.0	0.0	54.3	402
														0							0.00	0.0				
TOTAL CFS					335	6707		0.00	5150	4325	729	96	0	1418	280	2108	430	0.0								
AVERAGE CFS					11	224			172	144	24	3	0	47	9	70	14	0.0								
TOTAL A/F					663	13279			10197	8564	1442	191	0	2808	555	4174	852	0.0	1274	0	0		0	248.1	1022	8523
MONTHLY REVENUE TO DATE (approx.)																										
AVERAGE A/F					22	443			340	285	48	6	0	94	18	139	28	0.0	42	#DIV/0!	#DIV/0!	####	0	8.0	34	284
WATER YEAR TOTALS A/F					102,305	93,830		30.02	376,972	90,736	34,095	45,686	0	28,031	53,534	23,297	0.4	10,741	5,684	5,979		0	1,569	12,280	106,237	
* Input total A/F previous month																										
** Daily averages imported from Ranch Systems																										
***Fish facility flows include Denil fishladder, aux pipe and smolt bypass pipe																										
† Includes Ponds A, C, E, and I overflows, temporary storage in the desilting basin and Pond B, JLB diversions, losses between meters. Negatives mean prior storage from pond B or desilting basin is discharging to other metered sources.																										

*PTP MLM not communicating

*turned off Sat Wells mid-day



Staff Report

To: UWCD Board of Directors

Through: Mauricio E. Guardado, Jr., General Manager

From: Bernard Riedel Jr., Senior Park Ranger

Date: October 27, 2024 (November 6, 2024, meeting)

Agenda Item: 4.2 Park and Recreation Department Monthly Report
Information item

Staff Recommendation:

The Board will receive and file this staff report from the Park and Recreation Department regarding its activities for the month of October 2024.

Discussion:

October is the beginning of the shoulder season for the Lake Piru Recreation Area (LPRA) when visitation significantly declines. With the fall water release the lake level has decreased more than 20 feet since the release began shortly after Labor Day. Ranger staff were busy moving the courtesy docks to keep up with the dropping level. Ranger staff removed the anchors and cables for the old marina and set the anchors for the new marina which was completed by Bellingham Marine at the end of the month. On October 3, a fire started at Piru Canyon Road, approximately one mile from the LPRA entrance. The Felicia Fire consumed 367 acres surrounding the LPRA, due to the efforts of the Ventura County Fire Department and multiple other departments, no fire damage was sustained in the LPRA. LPRA was closed for six days while SCE and AT&T restored services. The Ranger cadre has been down as well, following the departure of one ranger in April and another in September for other opportunities. After an extensive search and interview process, Park Ranger Cadet job offers were extended and accepted by two strong candidates.

4.2 Park and Recreation Department Monthly Report

Page 2

Staff Tasks and Activity Highlights

- **October 26:** Staff welcomed Channel Islands Restoration for weed abatement day in Middle Piru Creek. Approximately 20 volunteers attended the event to clear Tamarisk and other invasive weeds. Ranger staff had an opportunity to educate the volunteers on invasive quagga mussels present in Lake Piru.
- **October 30:** Ventura County Search and Rescue and Ventura County Sheriff's Office aviation units conducted a training exercise at the LPRA. These exercises target water rescues and help ensure first responders are well versed in the skills needed to respond to emergencies.

Staff Training/Meetings/Events

- **October 17:** Senior Ranger Riedel successfully completed a 21-hour Public Safety-First Aid class.
- **October 28 & 29:** Senior Ranger Riedel and Ranger Groeneveld completed confined space training. This training will allow ranger staff to assist O&M in various situations.
- **Various dates:** Rangers completed training in case law, law enforcement policies and procedures, from District vendor Lexipol.
- **Various dates:** Rangers completed safety training from District vendor Target Solutions.

Revenue and Visitation Recap

2024 Day Use/Other Revenue Recap and Comparison	
2024 Day Use/Other Revenue (Jan 1 – October 27)	\$500,868
2023 Day Use/Other Revenue (Jan 1 – October 27)	\$377,473
Total Revenue Increase/Decrease from Prior Year	\$123,395
Annual Increase/Decrease %	33%
2024 Camping Revenue Recap and Comparison	
2024 Camping Revenue (Jan 1 – October 27)	\$532,834
2023 Camping Revenue (Jan 1 – October 27)	\$523,064
Total Revenue Increase/Decrease from Prior Year	\$9,770
Annual Increase/Decrease in %	2%
Total Combined Revenue Current and Previous Year Comparison (2024 vs. 2023)	
2024 All Revenue (Jan 1 – October 27)	\$1,033,702
2023 All Revenue (Jan 1 – October 27)	\$900,537
Total Revenue Increase from Prior Year	\$133,165
Annual Increase/Decrease in %	15%

4.2 Park and Recreation Department Monthly Report

Page 3

****It should be noted that the above figures have not been verified by the District's finance department***

2024 Total Visitation Figures				
Month	# People	# Vehicles	# Vessels	Pets
January	2,423	979	112	13
February	2,240	748	105	3
March	5,236	1,861	358	12
April	7,128	2,407	546	25
May	12,760	3,678	765	11
June	19,024	5,245	1,176	20
July	21,656	5,094	1,016	27
August	16,369	4,118	777	27
September	10,909	2,906	552	9
October	3,116	918	149	4
Total	100,861	27,954	5,556	151

Incidents

- **October 3:** Felicia fire broke out on the turnout on Piru Canyon Road. This fire spread to 367 acres and caused the LPRA to be closed until October 10.

Citations/Enforcement Summary

- Throughout October, no citations were issued for violations of District Ordinance 15 or for violations of the California Penal Code of the California Harbors and Navigation Code. It should be noted Ranger staff issued numerous verbal warnings for violations of District ordinances and state laws.

Grants

- Nothing to report.



STAFF REPORT

To: UWCD Board of Directors

Through: Mauricio E. Guardado, Jr., General Manager
Maryam Bral, Chief Engineer

From: Dr. Jason Sun, Supervisory Water Resources Engineer
Murray McEachron, Hydrologist Supervisor
John Lindquist, Water Resources Supervisor

Date: November 4, 2024 (November 13, 2024, meeting)

Agenda Item: 4.3 Water Resources Department Monthly Report and Update on Activities of Local Groundwater Sustainability Agencies (GSAs) Information Item

Staff Recommendation:

Receive a report on Water Resources Department activities for the month of November 2024, including a summary of the activities of the Santa Paula Basin (adjudicated) Technical Advisory Committee and three local Groundwater Sustainability Agencies (Fox Canyon Groundwater Management Agency, Fillmore and Piru Basins Groundwater Sustainability Agency, and Mound Basin Groundwater Sustainability Agency).

Discussion:

Staff Activities

Notable efforts and activities conducted by staff during September included the following:

- Groundwater Modeling:
 - Staff revised input for the FCGMA's (Fox Canyon Groundwater Management Agency) Groundwater Sustainability Plan (GSP) model scenarios based on results of meetings with DUDEK and FCGMA staff.
 - Staff prepared to update the groundwater model for the Fillmore-Piru Basins Groundwater Sustainability Agency (FPGSA).
 - Staff are preparing draft documentation for the Coastal Plain groundwater model update/extension.
 - Staff reviewed the FCGMA's GSP 5-Year Evaluation reports for the Oxnard and Pleasant Valley Basins, and prepared comments for FCGMA to consider.
 - Staff are assisting the City of Ventura in evaluating additional injection and recovery scenarios for indirect potable reuse (IPR) using United's groundwater model.

Agenda Item: 4.3 Water Resources Department Monthly Report and Update on Activities of Local Groundwater Sustainability Agencies (GSAs) Information Item

- Staff met with the US Navy's contractor, Jacobs, to understand the Navy's plans to model shallow groundwater at NBVC-Ventura County (both the Point Mugu and Port Hueneme facilities).
- Staff prepared files for external Expert Panel review of United's updated groundwater model.
- Hydrology:
 - Staff are monitoring and coordinating with Operations for the implementation and termination of the Santa Felicia Dam conservation release to the downstream groundwater basins.
 - Staff continued to assist the Environmental Services and Engineering Departments in evaluating fish passage under consideration for United's Habitat Conservation Plan (HCP), particularly comments provided by NMFS and CDFW.
 - Staff continued to provide surface water model inputs for the OPV GSP modeling update.
 - Staff have been corresponding with the Water Board in regard to a submitted draft Water Availability Analysis (WAA) for a future water right application.
 - Staff continue to provide information to FPBGSA on technical issues.
 - Staff continued collecting surface water data throughout the district's service area, following up with quality control, analysis, and reporting activities required or requested to support water resources management by United and other entities within our service area.
 - Staff have been coordinating with DWR on additional releases of stored water in Castaic Lake on behalf of the Down Stream Water Users Group.
- Hydrogeology:
 - Staff continued collecting groundwater elevation and quality data throughout the District's service area, following up with quality control, analysis, and reporting activities required to support water resources management by United and other entities within our service area.
 - Staff continued to participate in planning and execution of Phase 1 of the EBB Water Project at Navy Base Ventura County (NBVC) Point Mugu, including the following activities:
 - Oversee and direct contractors that are developing the new EBB monitoring wells.
 - Plan for aquifer testing of new EBB monitoring wells.
 - Coordinate with contractors and analytical laboratories to plan for initial sampling of the new EBB monitoring wells.

Agenda Item: 4.3 Water Resources Department Monthly Report and Update on Activities of Local Groundwater Sustainability Agencies (GSAs) Information Item

- Coordinate with contractors and the US Navy regarding disposal of wastes from drilling and testing of new EBB monitoring wells.
- Continue assisting with design of extraction wells.
- Continue planning for execution of specific EBB project tasks required under the recently awarded \$8.4 million grant from the State Water Resources Control Board (SWRCB), including establishment of technical and stakeholder advisory committees and meeting progress reporting requirements specified in the grant agreement.
- Staff continued planning activities required for support of the first 5-Year GSP Update effort for the Fillmore and Piru Basins, which will commence in the coming months.
- Staff prepared and submitted written comments on the FCGMA's 5-Year GSP Update reports for the Oxnard and Pleasant Valley Basins.
- Staff coordinated with K/J and FCGMA staff to seek transfer of Sustainable Groundwater Management (SGM) Grant funds to support the Laguna Rd. pipeline project.
- Staff supported development of United's strategic plan update.
- Staff continued preparing the annual report for WY 2023 for Santa Paula adjudicated basin.
- Staff renewed the Ventura County encroachment permits for United monitoring wells located on County levees within the District.
- Staff reviewed new State draft guidance documents on interconnected surface water and began preparing comments for submittal to the State.
- Staff summarized selected data for the El Rio area in response to a Public Records Request.
- Outreach and Education
 - Staff prepared for and gave a presentation at the Groundwater Resources Association of California's Western Groundwater Congress on October 8.
 - Staff attended the October 15 AWA Water Issues meeting, which included a presentation from United's Tony Emmert on efforts to amend the Groundwater Sustainability Plans (GSPs) for the Fillmore and Piru Basins.
 - Staff prepared posters and presentations for, and participated in, United's Water Sustainability Summit #5 on October 17.
 - Staff provided a tour of the Freeman Diversion and related facilities on October 21 as part of the "Helen McGrath – DC Exchange."

Agenda Item: 4.3 Water Resources Department Monthly Report and Update on Activities of Local Groundwater Sustainability Agencies (GSAs) Information Item

- Staff attended the October 24 AWA Water Information Breakfast meeting, which included a presentation from United's Mauricio Guardado on the status of the Oxnard and Pleasant Valley Basins adjudication.

Fox Canyon Groundwater Management Agency (FCGMA)

Staff continue to participate in the FCGMA's groundwater sustainability planning and implementation efforts in the Oxnard and Pleasant Valley Basins. United staff continued to meet periodically with FCGMA staff and other stakeholders to analyze benefits and impacts of water-supply projects in support of developing a sustainable, resilient water-supply portfolio for the service areas of both agencies, and to support the 5-year update of the Oxnard and Pleasant Valley Basin GSPs. United staff also attended and, where appropriate, contributed to FCGMA Board and Committee meetings, as follows:

Board of Directors meetings –The FCGMA held a regular Board meeting on October 23, which included the following notable agenda items:

- Receive an update from Agency staff and a presentation from Dudek staff on the Agency's GSP Five-Year Evaluations.
- Receive presentations from Agency staff, United staff, Pleasant Valley County Water District staff, and City of Camarillo staff on the status of projects being implemented with support of DWR's SGM Grant Program, Round 1, in the Oxnard and Pleasant Valley Basins.

The next regular Board meeting is scheduled for December 4.

Fillmore and Piru Basins Groundwater Sustainability Agency (FPBGSA)

Staff continue to participate in FPBGSA activities supporting SGMA compliance and GSP implementation for the Fillmore and Piru basins. United staff also attended and, where appropriate, contributed to, FPBGSA Board and Committee meetings, as follows:

Board of Directors meetings – The FPBGSA cancelled their regular Board meeting scheduled for October 17.

A special Board meeting is scheduled for November 7. The next regular Board meeting is scheduled for November 21.

Mound Basin Groundwater Sustainability Agency (MBGSA)

Staff continue to participate in MBGSA activities supporting SGMA compliance and GSP implementation for the Mound basin. United staff also attended and, where appropriate, contributed to MBGSA Board and Committee meetings, as follows:

Board of Directors meetings – The MBGSA held a regular Board meeting on October 28, which included the following notable agenda topics:

Agenda Item: 4.3 Water Resources Department Monthly Report and Update on Activities of Local Groundwater Sustainability Agencies (GSAs) Information Item

- The Board approved its existing Stakeholder Engagement Plan until the next annual review.

The next regular Board meeting is scheduled for November 21.

Santa Paula Basin Technical Advisory Committee (TAC)

Staff continue to participate in the Santa Paula Basin TAC in support of the Santa Paula Basin Judgment and in conformance with SGMA reporting requirements for adjudicated basins, as follows:

- Staff continued to evaluate data and develop the annual report for calendar and WY 2023 for Santa Paula Basin.



STAFF REPORT

To: UWCD Board of Directors

Through: Mauricio E. Guardado, Jr., General Manager
Anthony A. Emmert, Assistant General Manager

From: Josh Perez, Chief Human Resources Officer
Brian H. Zahn, Chief Financial Officer
Tony Huynh, Risk and Safety Manager
Zachary Plummer, Technology Systems Manager
Tracy Oehler, Executive Assistant/Clerk of the Board

Date: October 31, 2024 (November 13, 2024, meeting)

Agenda Item: 4.4 Administrative Services Department Monthly Report
Information Item

Staff Recommendation:

Receive and review this staff report from the Administrative Services Department of its highlights for October 2024.

Discussion:

Finance

- Completed the 15-year Strategic Rates Model and presented the results at the Water Sustainability Summit.
- Preparing the files and data needed for the fiscal year 2025-26 budget.
- Preparing reports and data for the year-end audit that begins after the Thanksgiving holiday
- Preparing groundwater rate estimates for the fiscal year 2025-25 budget that will be communicated in the second week of November to all customers.

Administrative Services


- Provided administrative assistance for drafting, finalizing, distributing/posting materials, and room set up for two Committee meetings, Water Resources (Oct. 1) and Engineering and Operations (Oct. 3), as well as the regular Board of Directors meeting (Oct. 9). Additionally, the Mound Basin Groundwater Sustainability Agency meeting (Oct. 28) held at the City of Ventura.
- Provided and coordinated logistical support with room and beverage for the following internal meetings and events: EBB Water presentation (Oct. 8), Water Sustainability Summit (WSS) practice session, preparation, and event (Oct. 14, 16, and 17), and employee-sponsored Halloween lunch (Oct. 31).

4.4 Administrative Services Department Monthly Report Information Item

- Provided logistical support with room and beverage setup for the following outside agency meetings: AWA Executive Committee (Oct. 10), AWA Water Issues Committee (Oct. 15), and AWA Waterwise Breakfast (Oct. 24). Additionally, logistical support for the McGrath DC Exchange Freeman tour (Oct. 21).

Human Resources

- Calculated 2025 health insurance rates and processed all employee open enrollment changes.
- Attended California Lutheran University's Talent Management Forum on artificial intelligence in the workplace on October 10, 2024.
- Attended Naval Base Ventura Counties Job Information and Career event on October 16, 2024.
- Completed FEMA Continuity of Government Planning training with United Water Conservation District's (United) Risk and Safety Manager Tony Huynh at the City of Simi Valley on October 22, 2024, which emphasized best approaches in emergency operations center (EOC) activations. Arranged a tour of the City of Simi Valley Operations Center and spoke with staff about ways we might be able to assist and support each other in disaster preparedness efforts. This will lead to EOC training for United personnel.
- Hosted a Brownbag Session "Financing Your Future" on October 23, 2024.
- In concert with United's legal counsel, all professional management contracts for all exempt staff members were revised.



October 22, 2024 – City of Simi Valley, FEMA Continuity of Government Planning Training

- **Working on recruitment for the following positions:**
 - Water Treatment Operator (pending selection)
 - Assistant General Manager (interviews scheduled)
- **New Hires:**
 - Two candidates, one internal and one external, were formally selected for the Park Ranger Cadet position and will begin their role once they clear the formal background check and pass the psychological exam.


4.4 Administrative Services Department Monthly Report Information Item

Risk and Safety Management

- Represented United at the Regional Public Safety Radio System Oversight Committee meeting; voted on policy proposals governing radio traffic prioritization and talk group establishment.
- Led internal response efforts during Felicia Fire and performed Public Information Officer duties with addressing media inquiries and coordination social media updates.
- Supported Ventura County Fire Department with information related to their response to the Felicia fire.
- Conducted physical security assessments at four United facilities with the Cybersecurity and Infrastructure Security Agency (also known as CISA) Protective Security Advisor and United's Control Systems Supervisor.
- Supported Engineering Department with Emergency Action Plan Seminar with public safety partners.
- Supported Recreation and Human Resources staff with Park Ranger Cadet interviews and physical agility tests which resulted in two new selections (pending formal background clearance).
- Coordinated annual fire sprinkler inspection at O&M facilities.



October 3, 2024 – Felicia Fire Emergency Response Coordination with New Radios



October 16, 2024 - DHS Physical Security Assessment

4.4 Administrative Services Department Monthly Report Information Item

Technology Systems

- **Service Desk Workflow Updates**

- Open Tickets: As of October, the Technology Systems department has 59 active tickets. The status breakdown is as follows:
 - Open: 30 tickets
 - In Progress: 21 tickets
 - Awaiting Reply: 8 tickets
- Ticket Priority and Management:
 - High Priority: 15 high-priority tickets have been created in 2024, with 2 added in October, indicating a focused but manageable number of critical issues.
 - Medium Priority: 26 medium-priority tickets logged in 2024, with 4 created in October.
 - Low Priority: 578 low-priority tickets in total for 2024, with 67 added in October. This higher volume of low-priority tickets reflects routine or less urgent support requests that still require attention.
- Workload and Efficiency: In October, 64 new tickets were created, while 39 tickets were closed. Although there's a slight increase in the number of open tickets, efforts are being made to prevent backlog through prioritization and efficient resolution processes.
- Notable Resolutions: The Technology Systems team provided immediate support during an emergency response at Lake Piru campground, adjusting phone programming to facilitate public communication during the temporary closure and cleanup efforts. This incident underscores the department's role in providing adaptable solutions in urgent situations.
- Service Desk Collaboration: This month, cross-departmental collaborations included coordinating with external consultants on technology projects and facilitating life cycle management and software replacements for operational efficiency.

- **Infrastructure and Device Management**

- New Technology Acquisition for 3D Modeling: The Engineering Team deployed some innovative technology tools to enhance 3D modeling capabilities, significantly improving project visualization and planning.
- Engineering Team Device Replacement: Acquired a replacement copier, printer, and scanner for the Engineering Team to replace a device under repair. Once repaired, the older device will be reallocated to another department to improve overall operational efficiency.
- Phish Alert buttons were deployed across the organization, accompanied by targeted communications to increase phishing awareness. Additionally, a holiday-themed phishing simulation was launched, resulting in notable improvements in the staff's phishing identification.

4.4 Administrative Services Department Monthly Report Information Item

- **Virtual Meeting Support**
 - Facilitated inter-agency collaborations efforts by providing critical support for several virtual meetings, ensuring smooth technical operations. The support was provided for the meetings listed below:
 - Mound Basin Groundwater Sustainability Agency
 - Fillmore and Piru Basins Groundwater Sustainability Agency
 - United's Board of Directors Committee and Regular Board Meetings
 - Association of Water Agencies
 - Water Sustainability Summit V
- **Strategic Planning and Maintenance**
 - Technology Consultation and Project Review: Collaborated with technology consulting partners to review ongoing Technology Systems projects and identify additional support opportunities. This engagement aims to streamline project workflows and provide enhanced support for future change requests.
 - Software Upgrade Preparation: Initiated preparations for upcoming software upgrades, engaging stakeholders to minimize operational disruptions.
 - Ongoing Network Improvements: We are continuing to enhance our network, including Local area network segmentation, which improves security and operational efficiency.
- **Infrastructure and Network Management**
 - SCADA Data Reporting Modernization: Technology Systems and Control Systems staff engaged with the United Operations and the Water Resources teams to review current SCADA data reporting solutions, planning a replacement that will enable the integration of hydrology and GIS capabilities without impacting core SCADA functions.
 - Technology Systems and Cyber Project Task List Development: Created a task list encompassing ongoing and planned technology systems and cybersecurity projects. This document will guide resource allocation and help prioritize future improvements.
- **Technology Systems Service Provider Engagement**
 - Initiated discussions with both current and new IT service providers to explore advanced technology management strategies. The goal is to expand the IT support network, leveraging expertise to enhance district resources.

STAFF REPORT

To: UWCD Board of Directors

Through: Mauricio E. Guardado Jr., General Manager

From: Maryam A. Bral, Chief Engineer
Robert J. Richardson, Engineering Manager

Date: October 28, 2024 (November 13, 2024, meeting)

Agenda Item: 4.5 Engineering Department Monthly Report
Information item

Staff Recommendation:

Receive this summary report from the Engineering Department regarding its activities for the month of October 2024. Please refer to the end of the report for a list of acronyms.

Discussion:

1. Santa Felicia Dam Safety Improvement Project

- September 30 – Draft USFW BA, NMFS BA, and NEPA EA documents were e-filed with FERC.
- October 2-4 – GEI was on-site performing geologic mapping of the slope behind the east spillway wall.
- October 3 – DSOD Inspection Report for the June 5 inspection of SFD was received. DSOD is requesting the recoating of cone valves.
- October 3 – Construction Agreement with MDJ for construction of the 72" BFV Redundant Control Project was executed.
- October 4 – GEI collected boring cores from the 2020 drilling program for lab testing to support kinematic stability analyses of ICF slope.
- October 10 – Preconstruction Meeting for 72" BFV Redundant Control Project was conducted.
- October 14 – Construction started for the 72" BFV Redundant Control Project (see **Figure 1**).
- October 16 - Response letter associated with FERC comments on 2024 Annual Dam Safety Inspection e-filed with FERC.
- October 22 – PCSA executed with Stantec for New Release Channel Drilling Program Plan.
- Grants: See the Grants section as part of this report.

4.5 Engineering Department Monthly Report Information Item

2. Lake Piru Recreation Area FIP

- October 8 – Staff received 30% plans from Stantec. District staff is targeting to provide comments by mid-November.

3. Freeman Diversion Expansion

- Staff continue to meet with special advisors and consultants.
- Please see the Monthly Environmental Services Department Report for updates on the Project's environmental compliance and permitting process.

4. Freeman Conveyance System Upgrade – Freeman to Ferro

Three Barrel Culvert Replacement:

- October 18 – Comments received from USACE. The District and Northwest Hydraulic Consultants are preparing a response.
- Grants: See the Grants section as part of this report.

Inverted Siphon Replacement:

- Granite Construction completed (see **Figure 2**):
 - Bridge Barrier
 - Lloyd Butler davit crane installation
 - AC Pavement and Base
 - Guard Rail Systems
 - Slurry Seal
 - Road Opened
- October 10 – FDRE Diversion data was submitted to DWR.
- Grants: See the Grants section as part of this report.

Vineyard Avenue Crossing:

- Please see the Monthly Environmental Services Department Report for updates on the Project's environmental compliance and permitting process.

5. SWP Interconnection Pipeline Project

- Stantec is planning to perform cultural resources shovel test pits at 28 selected locations along the proposed interconnection between E Vineyard Avenue and Santa Clara Avenue. The work will be coordinated with the District and adjacent property owners, as the City has secured right-of-entry agreements with the property owners. In addition, the City has submitted three legal descriptions of easements granted by the District for the District's review.

4.5 Engineering Department Monthly Report Information Item

6. OH Well 14 Energy Efficiency Upgrade
 - October 18 – Received utility research package from MNS.
7. OH Water Well No. 20
 - No updates to report for October.
8. Iron and Manganese Treatment Facility
 - Held Monthly Operations, Maintenance, and Monitoring Meetings with O&M staff.
 - Received initial return wash water solids sampling results for further evaluation and determination of appropriate disposal methods.
 - Construction of appurtenant pressure-relief station for Well Nos. 12, 13, and 14 completed by Travis Ag and O&M staff (see **Figure 3**).
 - October 14 – Received response letter from GSE Construction related to final accounting for the project. District staff are preparing a response.
 - Grants: See the Grants section as part of this report.
9. California American Water Emergency Use Interconnection to the OH Pipeline
 - Coordination with GPRS for pipeline inspection services.
 - October 1 – Staff met with CalAm to discuss the November 23-26 OH Pipeline shutdown.
10. Rice Avenue Grade Separation Project and Impact on PTP
 - The Rice Avenue and Fifth Street Railroad Grade Separation Project (Project) will enhance safety, reduce congestion, and improve access to the Port of Hueneme.
 - At the October 29 City of Oxnard Council meeting, City Staff presented bid results for the Project with Security Paving Company, Inc. (SPVI) identified as the lowest bidder. The total project cost is \$80,349,567.20, including a \$76,523,397.20 construction contract and a 5% contingency.
 - Under two separate contracts, City Staff recommended MNS Engineers, Inc. to provide Construction Management Services under a \$12,298,039.51 contract for a year from October 29, 2024, to October 29, 2029. Furthermore, City Staff recommended approval of a 7th Amendment for \$1,938,398.28 to the ongoing engineering design agreement with HDR, Inc. for a total of not to exceed \$11,816,253.53 to perform engineering design support during construction. Funded by over \$135 million in grants, including \$94.6 million from the State Senate Bill 1 Trade Corridor Enhancement Program. The Project has also received a \$15 million grant from the California State Transportation Agency's Port and Freight Infrastructure/High-Priority Grade Crossing Improvement and Separation program, and \$5 million from CPUC Section 190 Grade Separation Program

4.5 Engineering Department Monthly Report Information Item

funding. The state grants will be used for the construction contract and construction management/design support contracts.

- Construction is tentatively scheduled from November 2024 to June 2028, featuring a new six-lane bridge, traffic signals, bicycle lanes, sidewalks, and ADA improvements. General project information, including traffic updates (such as lane closures and detours), will be available on a dedicated webpage and social media. Additionally, the Project will have 24-hour streaming video of the construction progress.
- Approximately 810 linear feet of the 30-inch PTP will be reinforced and reconstructed as part of the Project. The City of Oxnard and United will be coordinating the work on the PTP line.

11. PTP Metering Improvement Project

- No updates to report for October.

12. PTP Recycled Water Connection – Laguna Road Pipeline Project

- October 15 – Execution of USDA NRCS Contract Number 749104203XJ (Grant) Engineering Docket in connection with the Recycled Water Connection – Laguna Road Pipeline Project.
- October 15 – Execution of PCSA with MKN & Associates, Inc. for Engineering Services during Construction in connection with the construction of the Recycled Water Connection - Laguna Road Pipeline Project.
- October 17 – Staff finalized and submitted a letter to K/J (consultant managing the grant agreements on behalf of the FCGMA) and DWR related to SGMA Grant funding transfers from the Oxnard Subbasin and Pleasant Valley Basin grant agreements to cover the budget shortfall.
- October 17 – Staff submitted a Notice of Award to Toro Enterprises (Contractor).
- Grants: See the Grants section as part of this report.

13. Extraction Barrier and Brackish Water Treatment Project

- Staff requested a time extension with CNRSW for the submittal of the legal description/plat related to the Phase 1 Project outgrant easement request. The time extension allows for further evaluation of the area needed for electrical improvements.
- Staff prepared a solicitation package related to potholing for the design of pipelines and conduits for the Phase 1 Project.
- Staff prepared a solicitation package for a power study of several existing NBVC electrical circuits that are candidates for connections for the Phase 1 Project.
- October 15 – The District provided comments on Discharge Alternative TM to K/J.

4.5 **Engineering Department Monthly Report** **Information Item**

- CEQA/NEPA/Permits: Please see the Monthly Environmental Services Department Report for updates on the Project's environmental compliance and permitting process.
- Geotech/Hydrogeology: Please see the Monthly Water Resources Department Report for updates on the construction of new monitoring wells.
- Grants: See the Grants section as part of this report.

14. **Asset Management/ CMMS System**

- October 8 – The proposal period closed to conduct a limited asset management pilot project. Proposals were received from HDR and Atkins.

15. **Grants:**

- October 4 – Quarterly report (June to August) submitted related to OLDCC FY21 DCIP grant (Iron and Manganese Treatment Project).
- October 15 – NOI for FEMA BRIC and FEMA FMA Grant Programs submitted related to the Santa Felicia Dam Safety Improvement Project.
- October 15 – Debrief meeting with OLDCC staff regarding FY24 DCIP grant application related to the EBB WTP Project (not awarded).
- October 21 – Application for DWR 2024 Dam Safety and Climate Resilience Local Assistance Program submitted for final design of Spillway Improvement Project.
- October 24 – Quarterly reports (July to September) submitted related to DWR SGM grant-funded projects:
 - Ferro-Rose Artificial Recharge of Groundwater (Inverted Siphon Replacement and Three Barrel Culvert)
 - Laguna Road Recycled Water Interconnection
 - Monitoring Well Construction and Data Collection (EBB WTP Project)

16. **Trainings and Conferences**

- October 10 – CoLAB 2024 Annual Meeting. Maryam Bral was in attendance.
- October 23 – Received notice that the EBB WTP Project abstract was accepted for the 2025 CalDesal Annual Conference on February 5 to 6.
- October 28-29 – Association of Defense Communities Installation Innovation Forum 2024. Maryam Bral and Destiny Rubio were in attendance.

17. **Public Outreach**

- October 3 – Regional Defense Partnership Meeting. Captain Dean Allen provided an update on NAVFAC EXWC.
- October 16 – UWCD Facilities Site Tours with Foley & Lardner.
- October 17 – 2024 Water Sustainability Summit (see **Figure 4**).

4.5 Engineering Department Monthly Report Information Item

- October 23 – Maryam Bral presented updates on the District’s projects receiving DWR SGM grant funding at the FCGMA regular BOD meeting (see **Figure 5**).
- October 24 – AWA WaterWise Breakfast – “Recharge or Legal Charge: Making the Not So Friendly Adjudication a Little More Friendly (or at Least a Little Less Expensive).

4.5 Engineering Department Monthly Report
Information Item



Figure 1 – 72” BFV Redundant Control Project (dated October 14)

4.5 Engineering Department Monthly Report Information Item



Figure 2 - Drone Image of Inverted Siphon Replacement Project (dated October 22)




Figure 3 - Pressure Relief Station Under Construction at El Rio WTP (dated October 22)

4.5 Engineering Department Monthly Report Information Item



Figure 4 - Maryam Bral presenting the EBB Project at the 2024 Water Sustainability Summit on October 17




Figure 5 - Maryam Bral presenting at FCGMA BOD Meeting on October 23

**4.5 Engineering Department Monthly Report
Information Item**

Acronym Index

Acronym	Definition
AgWUE	Agricultural Water Use Efficiency
AM	Asset Management
APWA	American Public Works Association
BA	Biological Assessment
BFV	Butterfly Valve
BOC	Board of Consultants
BOD	Board of Directors
BRIC	Building Resilient Infrastructure and Communities
BWRDF	Brackish Water Reclamation Demonstration Facility
CalAm	California American Water
Cal-OSHA	California Division of Occupational Safety and Health
CEQA	California Environmental Quality Act
CNRSW	Commander Navy Region Southwest
CoLAB	Ventura County Coalition of Labor Agriculture and Business
CPUC	California Public Utilities Commission
DBW	Division of Boating and Waterways
DCIP	Defense Community Infrastructure Program
DDW	Division of Drinking Water
DFA	Division of Financial Assistance
DSOD	Division of Safety of Dams
DWPR	Drinking Water Purification Research Program
DWR	California Department of Water Resources
EAP	Emergency Action Plan
EBB	Extraction Barrier and Brackish
ESA	Environmental Science Associates
ESD	Environmental Services Department
FCGMA	Fox Canyon Groundwater Management Agency
FDRE	Flood Diversion and Recharge Enhancement
FEMA	Federal Emergency Management Agency
FERC	Federal Regulatory Commission
FGL	Fruit Growers Laboratory
FIP	Facility Improvement Project
FMA	Flood Mitigation Assistance
GEI	GEI Consultants
GF	Gannett Fleming

4.5 Engineering Department Monthly Report Information Item

Acronym	Definition
GPRS	Ground Penetrating Radar Systems, LLC
GSE	GSE Construction Company, Inc.
GTF	Grant Task Force
GW	Ground Water
GWGP	Groundwater Grant Program
ICF	Intake Control Facility
IRWM	Integrated Water Management Plan
IS-MND	Initial Study/Mitigated Negative Declaration
K/J	Kennedy Jenks Consultants
MDJ	MDJ Management, LLC
MKN	MKN & Associates
MNS	MNS Engineers, Inc.
NAVFAC	Naval Facilities Engineering Systems Command
NAVFAC EXWC	Naval Facilities Engineering and Expeditionary Warfare Center
NBVC	Naval Base Ventura County
NEPA	National Environmental Policy Act
NHC	Northwest Hydraulic Consultants
NMFS	National Marine Fisheries Service
NOI	Notice of Interest
NRCS	Natural Resources Conservation Service
O&M	Operations and Maintenance
OH	Oxnard-Hueneme
OLDCC	Office of Local Defense and Community Cooperation
OMMP	Operation, Maintenance, and Monitoring Plan
PCSA	Professional Consulting Services Agreement
PFMA	Potential Failure Mode Analysis
PHWA	Port Hueneme Water Agency
PTP	Pumping Trough Pipeline
PVWCD	Pleasant Valley County Water District
QCIP	Quality Control and Inspection Program
RFI	Request for Information
RFP	Request for Proposals
SAME	Society of American Military Engineers
SFD	Santa Felicia Dam
SGMA	Sustainable Groundwater Management Act
SIP	Safety Improvement Plan
SWRCB	State Water Resources Control Board

4.5 Engineering Department Monthly Report Information Item

Acronym	Definition
TM	Technical Memorandum
USACE	United States Army Corps of Engineers
USBR	United States Bureau of Reclamation
USDA	United States Department of Agriculture
USFW	U.S. Fish and Wildlife
VCWPD	Ventura County Watershed Protection District
VFD	Variable Frequency Drive
WM	Waste Management
WTP	Water Treatment Plant
WUE	Water Use Efficiency



STAFF REPORT

To: UWCD Board of Directors

Through: Mauricio E. Guardado, Jr., General Manager
Anthony A. Emmert, Assistant General Manager

cc: Dr. Maryam Bral, Chief Engineer

From: Marissa Caringella, Environmental Services Manager

Date: November 4, 2024 (November 13, 2024, meeting)

Agenda Item: **4.6 Environmental Services Department Monthly Report**
Information Item

Staff Recommendation:

Receive this summary report from the Environmental Services Department staff regarding its activities for the month of October 2024.

Discussion:

1. Santa Felicia Project Operations and Federal Energy Regulatory Commission License Support

Santa Felicia Dam Safety Improvement Project

On September 30, 2024, United Water Conservation District (United) submitted three Santa Felicia Dam Safety Improvement Project environmental compliance and permitting documents to the Federal Energy Regulatory Commission (FERC). The documents included two Biological Assessments to support Endangered Species Act (ESA) Section 7 Consultations with U.S. Fish and Wildlife Service (USFWS) and National Marine Fisheries Service (NMFS). In addition, an Environmental Assessment was submitted in compliance with the federal National Environmental Policy Act. On October 17, 2024, FERC moved the USFWS Biological Assessment forward and requested formal consultation under Section 7 of the ESA with USFWS for the project. This starts a 135-day timeline for USFWS to issue a Biological Opinion.

Water Release Plan and Water Release and Ramping Rate Implementation Plan

Under the Water Release Plan and FERC license for the Santa Felicia Project, United is required to make certain water releases from the Santa Felicia Dam for steelhead habitat and migration when specific triggers are met. Triggers for habitat water releases are based

4.6 Environmental Services Department Monthly Report Information Item

on cumulative rainfall within the water year. The measured cumulative rainfall for the current water year has exceeded the triggers for enhanced habitat water releases through October 1, 2024. The minimum required habitat water release from June 1 through October 1, 2024, is nine cubic feet per second (cfs). The minimum required water release from October 2, 2024, through January 1, 2025, is seven cfs.

Historic Properties Management Plan

On September 30, 2024, Environmental Services Department (ES) staff filed the annual Historic Properties Management Plan (HPMP) report with FERC and provided the document to stakeholders for review (State Historic Preservation Office, the Los Padres National Forest, the Angeles National Forest, the Santa Ynez Band of Chumash Indians, and the local Chumash Indian community). The annual report documents all work conducted under the HPMP within the reporting period of October 1, 2023, through September 30, 2024, including built environment property findings, activity specific cultural resource surveys, a summary of conducted screened activities, and a summary of exempt work activities conducted utilizing cultural resource avoidance and mitigation measures.

2. Freeman Diversion Operations

During the month of October, ES staff supported Freeman Diversion operations and maintenance activities by coordinating with and providing notifications to resource agencies as needed, assisting with sediment management activities, conducting surveys of dewatered areas, and providing on-site biological monitoring. The fish ladder remains operational.

On October 3, 2024, the California Department of Fish and Wildlife (CDFW) sent United the third revision of the draft Lake and Streambed Alteration Agreement (LSAA) for Freeman Diversion Routine Maintenance activities. On October 11, 2024, ES staff submitted minor suggested revisions to CDFW; the LSAA is expected to be finalized in November 2024.

On October 24, 2024, ES staff submitted an annual report to CDFW regarding operation of the Freeman Diversion brown-headed cowbird trap. This marks the completion of the second year of a three-year Cowbird Trapping Program being conducted as a mitigation requirement associated with the CDFW LSAA for 2020 Freeman Sediment Management activities. During 2024, the cowbird trap successfully removed 39 cowbirds. Cowbirds are nest parasites for a wide variety of native riparian bird species (including federally endangered least Bell's vireo) and their removal improves nesting success for native bird species.

3. Freeman Diversion Multiple Species Habitat Conservation Plan

On September 30, 2024, staff attended a hearing in Judge Carter's courtroom along with representatives from the Wishtoyo Foundation, NMFS, and CDFW. Following the hearing, United submitted a response brief on October 14, 2024. Judge Carter is anticipated to issue an order in the near future.

4.6 Environmental Services Department Monthly Report Information Item

4. Quagga Mussel Management

Throughout the month of October, ES staff continued conducting quagga mussel monitoring activities on Lake Piru, lower Piru Creek, and the spillway pool in accordance with the Quagga Mussel Monitoring and Control Plan (QMMCP). ES staff also continued quagga mussel veliger (larva) sampling in United's lower system. United staff continues to meet and coordinate regularly with Pleasant Valley County Water District.

On October 17, 2024, ES staff submitted a revised QMMCP (last revised January 2023) to CDFW. The revised QMMCP includes updates to United's Quagga Mussel Monitoring Program at Lake Piru, additional information on lower system monitoring, and information from recently published scientific papers. The revised version will be implemented beginning January 2025.

5. Capital Improvement Project Permitting and California Environmental Quality Act Support

During the month of October, ES continued to support Engineering Department staff with environmental permitting and California Environmental Quality Act (CEQA) compliance. On October 10, 2024, ES staff filed the Notice of Determination for the Groundwater Recharge Capacity Expansion Project – Ferro Recharge (Vineyard Undercrossing Project) with the State Clearinghouse and Ventura County Clerk. The final CEQA documents are on United's website.

6. Grant Efforts

On September 24, 2024, United received notification from the U.S. Bureau of Reclamation (USBR) that the Freeman Diversion Fish Passage Rehabilitation Project was selected for an award of \$20 million through the WaterSMART Aquatic Ecosystem Restoration Projects grant funding program. United is currently coordinating with USBR to complete the requirements for a grant award agreement.

On October 21, 2024, United submitted a grant application to the Department of Water Resources 2024 Dam Safety and Climate Resilience Local Assistance Program requesting \$1.8 Million dollars for the Santa Felicia Dam Safety Improvement Project Spillway and New Release Channel Design.

7. Miscellaneous

On October 10, 2024, the California Fish and Game Commission voted that listing the western burrowing owl as threatened or endangered may be warranted and it is now a candidate species under the California ESA. CDFW will prepare a status review.

On October 21 and 22, 2024, ES staff attended a training hosted by the U.S. Fish and Wildlife Service regarding preparing Biological Assessments in accordance with Section 7 of the ESA.

4.6 Environmental Services Department Monthly Report Information Item

On October 26, 2024, Channel Islands Restoration hosted a community volunteer day for noxious weed removal at Lake Piru. ES and Recreation staff supported hosting the event. During the week of October 21, 2024, Channel Islands Restoration also conducted additional grant-funded noxious weed removal (without volunteers) upstream of Lake Piru on both U.S. Forest Service and United-owned lands.



Staff Report

To: UWCD Board of Directors

Through: Mauricio E. Guardado, Jr., General Manager

From: Maryam Bral, Ph.D., P.E., Chief Engineer
Adrian Quiroz, Engineer

Date: October 30, 2024 (November 13, 2024, meeting)

Agenda Item: 5.1 Authorize Amendment No. 2 to the Professional Consulting Services Agreement with GEI Consultants, Inc., for the Final Design for the Santa Felicia Dam Outlet Works Improvement Project (CIP 8002)
Motion

Staff Recommendation:

Authorize the General Manager to execute Amendment No. 2 with GEI Consultants, Inc., in the amount of \$1,075,060 for the Final Design for the Santa Felicia Dam Outlet Works Improvement Project (CIP 8002).

Background:

The United Water Conservation District (UWCD) entered into a Professional Consulting Services Agreement (PCSA) with GEI Consultants, Inc. (GEI) on June 9, 2023, in the amount of \$867,980.00 to develop final design documents, prepare final bid documents, and support the bid phase for the Santa Felicia Dam Outlet Works Improvement Project (Project).

On December 13, 2023, the Board of Directors approved (1) a motion authorizing the General Manager to execute an amendment (Amendment No. 1) to the PCSA with GEI in the amount of \$1,158,211.00 (including 4.73% of total fee allocated to optional tasks and 17.3% contingency) to continue the development of the final design phase of the Project, (2) a supplemental appropriation, and (3) a fund transfer using the EPA Water Infrastructure Finance Innovation Act (WIFIA) low-interest loan to support the supplemental appropriation. Consequently, the total contract amount was increased to \$2,026,191.00 and the contract term was extended to December 31, 2024.

Due to ongoing design refinements, required design support for environmental permitting efforts related to agency consultations, extensive design modifications and analyses driven by regulatory agency design review comments and actions required in response to the outcome of the Design Potential Failure Mode Analysis (PFMA), and DSOD's concerns over the new sloping intake slope stability, GEI was authorized to use \$215,070.00 from the optional tasks and contingency budget under Amendment No. 1, as of June 13, 2024 to respond to these changes and requests.

5.1 Authorize Amendment No. 2 to the Professional Consulting Services Agreement with GEI Consultants, Inc. for the Final Design for the Santa Felicia Dam Outlet Works Improvement Project (CIP 8002)
Motion

To continue advancing the final design without delaying the project schedule, on September 16, 2024, GEI was further authorized to use the remaining \$55,208.00 contingency and optional tasks budget and reallocate and utilize \$176,852.00 from the bid documents preparation and bid phase support services budget. Consequently, the total contract budget of \$2,026,191.00 is anticipated to be exhausted by October 31, 2024.

Discussion:

The advancement of the final design of the Project is currently in progress and requires additional effort to be completed by March 2025 per the proposed project schedule that was submitted to FERC on August 6, 2024. Furthermore, additional analyses are required to satisfy the FERC Design PFMA process as well as DSOD’s concerns regarding the stability of the sloping intake slope. This Amendment No. 2 provides for an additional budget to continue these efforts and to stay on track with the proposed project schedule. Additionally, the execution of Amendment No. 2 will allow the contract term to be extended to July 31, 2025. The proposed amendment will increase the contract budget to a total not-to-exceed contract amount of \$3,101,251.

Contract and Amendments	Contract Amount	Execution Date
Original Contract	\$867,980	June 9, 2023
Amendment No. 1	\$1,158,211	December 13, 2023
Amendment No. 2	\$1,075,060	November 9, 2024 (tentative)
Total Contract Amount	\$3,101,251	

Due to uncertainties associated with the completion of environmental permitting for the SFD SIP, the scope of work associated with Task 2 – Final Bid Documents, and Task 3 – Bid Phase Support, under the original agreement, will be removed from this PCSA and deferred to a later date under a separate agreement.

Staff recommend that the Board authorize the General Manager to execute the proposed Contract Amendment No. 2, which is attached herein as Attachment A, and further details of the associated scope of work and schedule of fees.

Mission Goal:

Meets Mission-Related Goal B, System Reliability, and Goal C, Regulatory and Environmental Compliance.

Fiscal Impact:

There are sufficient funds in the FY 2024-25 budget (Account No. 051-400-81080-8002-815) to cover the proposed additional fee of \$1,075,060.00 associated with Amendment No. 2.

Attachments:

5.1 Authorize Amendment No. 2 to the Professional Consulting Services Agreement with GEI Consultants, Inc. for the Final Design for the Santa Felicia Dam Outlet Works Improvement Project (CIP 8002)
Motion

Attachment A – Draft Amendment No. 2 to the Professional Consulting Services Agreement with GEI Consultants Inc. for the Final Design of the Santa Felicia Dam Outlet Works Improvement Project.

ATTACHMENT A

AMENDMENT NO. 2

TO THE PROFESSIONAL CONSULTING SERVICES AGREEMENT

The Professional Service Agreement (hereinafter referred to as "Agreement") for the purpose of providing professional design consultation services in connection with the **Development of Final Design Documents, Prepare Final Bid Documents, and Support Bid Phase of the Santa Felicia Dam Outlet Works Improvement Project (Project)**, made effective on **June 9, 2023** by and between the **United Water Conservation District (hereinafter "UNITED")** and **GEI Consultants, Inc., (hereinafter "CONSULTANT")** is hereby amended as follows:

SCOPE OF SERVICES

This Amendment (Amendment No. 2) dated **November __, 2024**, hereby provides for additional services generally described as Supplemental Design services as set forth in Exhibit "A". CONSULTANT shall perform such services in addition to the scope of services as set forth in the Agreement. The scope of work associated with Task 2 – Final Bid Documents, and Task 3 – Bid Phase Support, under the Agreement, is hereby removed from this Agreement and will be deferred to a later date under a separate agreement

CONTRACT TERM

Amendment No. 2 extends the term of the Agreement currently set to expire on December 31, 2024, to **July 31, 2025**.

COMPENSATION

The maximum not-to-exceed amount for the additional services authorized by Amendment No. 2 is **one million seventy-five thousand and sixty dollars (\$1,075,060.00)**. Therefore, the maximum not-to-exceed amount of total charges for services authorized by the Agreement and Amendment No. 2 is \$3,101,251.00 as follows:

<u>Item</u>	<u>Amount (Not-To-Exceed)</u>
• Original Agreement	\$867,980.00
• Amendment No. 1 (including 4.7% of total fee for optional tasks and 17.3% contingency)	\$1,158,211.00
• Amendment No. 2 (including 1.5% of total fee for optional tasks and 4.6% contingency)	\$1,075,060.00
Total	\$3,101,251.00

CONSULTANT shall complete those tasks specified in the Agreement and this amendment and provide all services shown on Exhibit "A" within this maximum not-to-exceed authorization. A detailed schedule of charges is provided in Exhibit "B."

The conditions of the original Agreement dated June 9, 2023, shall remain enforce except as amended herein.

UNITED WATER CONSERVATION DISTRICT

By _____
Mauricio E. Guardado, Jr., General Manager

GEI CONSULTANTS, INC.

By _____
Tom Keller, Vice President

AMENDMENT NO. 2

TO THE PROFESSIONAL CONSULTING SERVICES AGREEMENT

EXHIBIT "A" – ADDITIONAL SERVICES

AMENDMENT NO. 2

TO THE PROFESSIONAL CONSULTING SERVICES AGREEMENT

EXHIBIT "B" – SCHEDULE OF CHARGES

Fee Estimate Detail

United Water Conservation District
 Outlet Works Improvement Project
 Final Design - Amendment 2
 GEI Consultants, Inc.
 10/23/2024

Task	GEI Labor Hours ¹⁾										GEI Total Labor Hours	GEI Costs				GEI Cost	Subconsultant Costs	Total Fee (2024 GEI Labor Rates)
	Engineer/Geologist/Scientist Professional Grade								CADD Drafter/ Designer	Techn./ Admin.		Labor	Direct Expenses	Service Charge 15%	GEI Total			
	8	7	6	5	4	3	2	1										
	2024 Rate \$/Hr	\$344	\$307	\$259	\$228	\$193	\$172	\$157	\$143	\$172	\$128							
BASE SERVICES																		
Task 1 - Sloping Intake Stability Analysis per DSOD	248	0	24	382	24	0	0	0	8	8	704	\$187,898	\$1,400	\$2,260	\$181,688	\$181,688	\$16,000	\$208,688
1.1 Meetings with UWCD to discuss approach, strategy, results	8			8							16	\$4,576		\$0	\$4,576	\$4,576	\$0	\$4,576
1.2 Site Visit & Documentation - joint roughness mmt. Grab core samples ²⁾	4			4							8	\$2,288		\$0	\$2,288	\$2,288	\$0	\$2,288
1.3 Site Visit with DSOD (two GEI geologists)	12			12							24	\$6,864	\$1,400	\$0	\$8,264	\$8,264	\$0	\$8,264
1.4 Lab Testing - direct shear for residual friction angles - 10 tests	8			8							16	\$4,576		\$2,250	\$6,826	\$6,826	\$15,000	\$21,826
1.5 3D subsurface modeling of sloping intake	12			80							92	\$22,368		\$0	\$22,368	\$22,368	\$0	\$22,368
1.6 Develop revised "data set" to send to DSOD	16			16							32	\$9,152		\$0	\$9,152	\$9,152	\$0	\$9,152
1.7 Recommend joint shear strength parameters for design	16			12							28	\$8,240		\$0	\$8,240	\$8,240	\$0	\$8,240
1.8 Swedge analyses to "replicate" DSOD analysis	4			24							28	\$6,848		\$0	\$6,848	\$6,848	\$0	\$6,848
1.9 Identify set of critical wedges below intake slab for further evaluation	16			32							48	\$12,800		\$0	\$12,800	\$12,800	\$0	\$12,800
1.10 Analyze stability of critical wedges. Identify yield accelerations	8			16							24	\$6,400		\$0	\$6,400	\$6,400	\$0	\$6,400
1.11 Perform Newmark-type deformation analysis of wedges	8		24		24						56	\$13,600		\$0	\$13,600	\$13,600	\$0	\$13,600
1.12 Evaluate influence of proposed anchors on wedge stability	16			12							28	\$8,240		\$0	\$8,240	\$8,240	\$0	\$8,240
1.13 Evaluate stability of existing slopes	24			40							64	\$17,376		\$0	\$17,376	\$17,376	\$0	\$17,376
1.14 Report - Sloping Intake Rock Slope Stability Analysis	80			120					8	8	216	\$57,280		\$0	\$57,280	\$57,280	\$0	\$57,280
1.15 Virtual meeting with DSOD to discuss approach & findings	16			8							24	\$7,328		\$0	\$7,328	\$7,328	\$0	\$7,328
Task 2 - Final Design Plans and Specifications	234	638	44	272	24	0	0	0	472	8	1,892	\$438,614	\$1,000	\$10,280	\$447,904	\$447,904	\$88,800	\$516,604
2.1 Structural design finalization	20			64	24						108	\$26,104		\$0	\$26,104	\$26,104	\$0	\$26,104
2.2 Drawings to final submittal level	60	160	40	40					340		640	\$147,720		\$6,900	\$154,620	\$154,620	\$46,000	\$200,620
2.3 3-D visualizations		4							40		44	\$8,108		\$0	\$8,108	\$8,108	\$0	\$8,108
2.4 Technical specifications to final design submittal level	40	300		40							380	\$114,980		\$3,390	\$118,370	\$118,370	\$22,600	\$140,970
2.5 Coord w/ UWCD on Division 00 (PLA, legal comments) (allowance)	20	20									40	\$13,020		\$0	\$13,020	\$13,020	\$0	\$13,020
2.6 Responses to B&V comments on 100% design (allowance)	40	40		40							120	\$35,160		\$0	\$35,160	\$35,160	\$0	\$35,160
2.7 Site development evaluation integration (allowance)	8	24		24					24		80	\$19,720		\$0	\$19,720	\$19,720	\$0	\$19,720
2.8 New release channel DPP integration	2	2							4		8	\$1,990		\$0	\$1,990	\$1,990	\$0	\$1,990
2.9 Haz Mts Mngmt & Contaminated GW Plan Integration (allowance)	4	8									12	\$3,832		\$0	\$3,832	\$3,832	\$0	\$3,832
2.10 Physical security additions, per FERC discussions (allowance)	4	16		16					24		60	\$14,064		\$0	\$14,064	\$14,064	\$0	\$14,064
2.11 B&V 5/30/2024 O&M Considerations TM (allowance)	8	40		40					40		128	\$31,032		\$0	\$31,032	\$31,032	\$0	\$31,032
2.12 Updates to DSOD Comment Tracking Sheet	4	8		8							20	\$5,656		\$0	\$5,656	\$5,656	\$0	\$5,656
2.13 Presentation to UWCD Board (Optional)	24	16	4							8	52	\$15,228	\$1,000	\$0	\$16,228	\$16,228	\$0	\$16,228
Task 3 - Final Reports	140	184	88	40	0	0	0	0	0	28	488	\$142,216	\$0	\$0	\$142,216	\$142,216	\$0	\$142,216
3.1 Geotechnical Baseline Report	24	40								4	68	\$21,048		\$0	\$21,048	\$21,048	\$0	\$21,048
3.2 Basis of Design Report	16	16								4	36	\$10,928		\$0	\$10,928	\$10,928	\$0	\$10,928
3.3 Design Report (also include PFMA resolution)	24	24	8	8						4	68	\$20,032		\$0	\$20,032	\$20,032	\$0	\$20,032
3.4 Constructability Evaluation Report	24		40							4	68	\$19,128		\$0	\$19,128	\$19,128	\$0	\$19,128
3.5 Reservoir Operating Plan for Construction	32	8		8						4	52	\$15,800		\$0	\$15,800	\$15,800	\$0	\$15,800
3.6 Operations & Maintenance Manual	8	80	8	8						4	108	\$31,720		\$0	\$31,720	\$31,720	\$0	\$31,720
3.7 Update OPOC; Engineer's Estimate for Bid Items	12	16	40	16						4	88	\$23,560		\$0	\$23,560	\$23,560	\$0	\$23,560