



Board of Directors
Lynn E. Maulhardt, President
Catherine Keeling, Vice President
Gordon Kimball, Secretary/Treasurer
Keith Ford
Mohammed Hasan
Steve Huber
Rachel Jones

General Manager
Mauricio Guardado

Legal Counsel
David D. Boyer

AGENDA REGULAR BOARD MEETING

Wednesday, February 11, 2026, 12:00 p.m.
UWCD Headquarters, First Floor, Board Room
1701 N. Lombard Street, Oxnard, CA 93030

BOARD MATTERS

Normally, Action (Motion) Items will be considered and acted upon separately; Consent Items will be considered and acted upon collectively, although a Consent Item may be considered and acted upon separately; and Information Items will be considered separately without action. The Board of Directors in its discretion may change the order of agenda items.

ROLL CALL

1. FIRST OPEN SESSION 12:00 P.M.

1.1 Public Comment

Members of the public may address the Board on any matter on the Executive (Closed) Session agenda or on any non-agenda item within the jurisdiction of the Board. All comments are subject to a five-minute time limit.

1.2 Executive (Closed) Session

The Board will discuss matters outlined in the attached Executive (Closed) Session Agenda (Exhibit A).

2. SECOND OPEN SESSION AND CALL TO ORDER 1:00 P.M.

2.1 Pledge of Allegiance

2.2 Public Comment

Members of the public may address the Board on any item on the Consent Calendar or on any non-agenda item within the jurisdiction of the Board. No action will be taken by the Board on any non-agenda item. All comments are subject to a five-minute time limit.

2.3 Approval of Agenda Motion

2.4 Oral Report Regarding Executive (Closed) Session Information Item

Presented by District Legal Counsel David D. Boyer.

2.5 Board Members' Activities Report Information Item

Receive and file information regarding meeting participation provided by each of the Board Members through Monthly Activities (aka per diem) Reports.

2.6 General Manager's Report
Information Item

The General Manager will present information on his activities of possible interest to the Board and that may have consequence to the District.

2.7 Standing Committee Assignments and Appointments of Board
Representation to Outside Agencies
Information Item

The Board President will designate the 2026 Standing Committee assignments to the Board.

2.8 Proclamation Presentation to Gene Fisher
Ceremonial Item

The Board will present a proclamation to Gene Fisher in recognition of his retirement and service to the United Water Conservation District.

2.9 Update on Lake Piru Cleanup Efforts
Information Item

Estimated costs of emergency cleanup.

2.10 Presentation on Changes to the Brown Act, SB 707
Information Item

By Assistant General Counsel, Suparna Jain

3. CONSENT CALENDAR: All matters listed under the Consent Calendar are considered routine by the Board and will be enacted by one motion. There will be no separate discussion of these items unless a Board member pulls an item from the Calendar. Pulled items will be discussed and acted on separately by the Board. Members of the public who want to comment on a Consent Calendar item should do so under Public Comments. (ROLL CALL VOTE REQUIRED)

3.1 Approve the Minutes for January 14, 2026, Regular Meeting
Motion

Approve the minutes.

3.2 Hydrologic Conditions Monthly Report
Information Item

Receive and file Monthly Hydrologic Conditions Report for the District.

3.3 Investment Monthly Report (December 2025)
Information Item

Review the most current investment report for the month ending December 31, 2025.

4. MONTHLY REPORTS BY DEPARTMENT

4.1 Operations and Maintenance Department Monthly Report Craig Morgan, Chief Operations Officer Information Item

Summary report and presentation provide an overview of activities across the District's facilities, including Santa Felicia Dam and hydroplant, Piru, Saticoy, and El Rio Groundwater Recharge facilities, Freeman Diversion, Pleasant Valley and Pumping Trough Pipeline systems, and the Oxnard Hueneme Pipeline system. It covers operational plans, water diversion and delivery metrics, water quality, fish ladder operations, major maintenance and repairs, project updates, and safety and training matters.

4.2 Recreation Department Monthly Report Bernard Riedel Jr., Senior Park Ranger Information Item

Summary report and presentation on monthly activities of the Recreation Department, including but not limited to the Lake Piru Recreation Area, encompassing camping and boating policies at the lake; operations and activities; financing and status of facility improvement projects; maintenance activities; security issues; and emergency response activities.

4.3 Water Resources Department Monthly Report and Update on Activities of Local Groundwater Sustainability Agencies (GSAs) Dr. Bram Sercu, Water Resources Supervisor Information Item

Summary report and presentation summarize key activities of the Water Resources Department, including groundwater modeling updates, reservoir releases, State Water Project imports, support for diversion and recharge operations, groundwater condition assessments, contributions to water supply and sustainability projects, and outreach efforts. It also highlights engagement with Groundwater Sustainability Agencies, advisory committees, and other regional stakeholders.

4.4 Administrative Services Department Monthly Report Josh Perez, Chief Human Resources Officer and Brian Zahn, Chief Financial Officer Information Item

Summary report and presentation outline key activities of the Administrative Services Department, including budget development, financial performance, accounting procedures, potential debt issuance, and investment updates. It also covers capital improvement programs, human resources and safety, property and facility management, records administration, groundwater extraction statements, risk management, contract oversight, policy and governance matters, and support for Board and staff operations.

**4.5 Public Outreach and External Affairs Department Monthly Report
Tara Mulally, Public Outreach and External Affairs Manager
Information Item**

Summary report and presentation highlight key activities led by the Public Outreach and External Affairs Manager, including implementation of strategic communications plans, media and social media management, development of outreach materials, coordination of community events, stakeholder engagement, legislative and intergovernmental affairs, public education initiatives, brand and messaging oversight, and support for Board and staff outreach efforts.

**4.6 Engineering Department Monthly Report
Robert Richardson, Engineering Manager
Information Item**

Summary report and presentation on the monthly activities of the Engineering Department, including but not limited to water resources, planning efforts and department programs impacting the District such as project design and construction; dam safety; FERC license compliance; Freeman Diversion; recycled water; pipeline operations and various engineering analysis.

**4.7 Environmental Services Department Monthly Report
Marissa Caringella, Environmental Services Manager
Information Item**

Summary report and presentation cover the Environmental Services Department's key activities, including regulatory and environmental issues, monitoring programs, water releases and increased State Water imports, Freeman Diversion operations, FERC license compliance, Endangered Species Act actions, CEQA and NEPA compliance, and support for environmental and cultural permitting for District projects.

5. MOTION ITEM

6. FUTURE AGENDA ITEMS

7. ADJOURNMENT

All testimony given before the Board of Directors is recorded. Materials, which are non-exempt public records and are provided to the Board of Directors to be used in consideration of the above agenda items, including any documents provided subsequent to the publishing of this agenda, are available for inspection at the District's offices at 1701 N. Lombard Street, Suite 200, Oxnard CA 93030 during normal business hours.


The Americans with Disabilities Act provides that no qualified individual with a disability shall be excluded from participation in, or denied the benefits of, the District's services, programs or activities because of any disability. If you need special assistance to participate in this meeting, or if you require agenda materials in an alternative format, please contact the District Office at (805) 525- 4431. Notification of at least 48 hours prior to the meeting will enable the District to make appropriate arrangements.

UWCD Board of Directors Meeting Agenda

February 11, 2026


Page 5

Approved: _____



Mauricio Guardado, General Manager

This agenda was posted Thursday, February 5, 2026, at 3:00 p.m. at the United Water Conservation District Headquarters, Oxnard, CA and www.unitedwater.org.



Tara Acosta, Clerk of the Board

**EXHIBIT A
EXECUTIVE (CLOSED) SESSION AGENDA**

1. LITIGATION

1.1 CONFERENCE WITH LEGAL COUNSEL – ANTICIPATED LITIGATION

Pursuant to Government Code Section 54956.9(d)(2) and Government Code Section 54956.9(e)(1) (two matters).

1.2 CONFERENCE WITH LEGAL COUNSEL – EXISTING LITIGATION

Pursuant to Government Code Section 54956.9 (d)(1) (four matters).

- A. Wishtoyo Foundation, et al v. United Water Conservation District, U.S. District Court for the Central District of California, Case No.2:16-cv-03869 GHK (PLAx).
- B. OPV Coalition v Fox Canyon Groundwater Management Agency, Superior Court of the State of California, County of Ventura, Case No. 56-2021-00555357-CU-PT-VTA; Complaint for Comprehensive Groundwater Adjudication of the Oxnard Groundwater Subbasin (No. 4-004.02) and Pleasant Valley Subbasin (No. 4-006) Pursuant to Sections 830, *Et Seq.* of the Code of Civil Procedure; Declaratory Relief; Quiet Title; and Petition for Writs of Mandate.
- C. United Water Conservation District v United States, U.S. Court of Federal Claims, Case No. 22-542L; Complaint for Just Compensation under the 5th Amendment.
- D. United Water Conservation District v. California Fish and Game Commission, a California Public Agency, Superior Court of California, Los Angeles County (Central District), Case No. 25STCP01671; Petition for Writ of Mandate challenging the Commission's determination to list O'mykiss as endangered under the California Endangered Species Act.



STAFF REPORT

To: UWCD Board of Directors

Through: Mauricio Guardado, General Manager

From: Tara Acosta, Executive Assistant/Clerk of the Board

Date: February 2, 2026 (February 11, 2026, meeting)

Agenda Item: 2.5 **Board Members' Activities Reports**
Information item

Recommendation:

Receive and file information regarding meeting participation provided by each of the Board of Directors through monthly activities reports (per diems).

Discussion:

This item is provided on the agenda of each regular meeting in order to allow Directors to report on non-agenda activities such as:

1. UWCD Committee Participation – Committee Chair to report on Committee's objectives and actions to the Board.
2. Meetings, workshops, conferences, and functions attended during the previous month on behalf of the District.
3. Possible conflicts the Directors might have with respect to issues on the agenda.

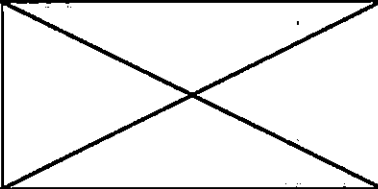
Attachment(s):

Director's Monthly Activity Reports

Board of Directors
Activities and Expenses for Month December **Year** 2025

Due on last day of month

Director: Keith Ford

1. UWCD Board Meetings Regular, special or emergency meetings.			Date	Mileage
2. UWCD Committee/Advisory Body Meetings Environmental, Executive, Finance/Audit, Groundwater, Operations, Planning, Recreation and RiverPark JPA Committees.	Committee Name & Location		Date	Mileage
3. Meeting with GM or District Legal Counsel (LC)	W/ GM or LC	Meeting Description & Location	Date	Mileage
4. Conferences/Trainings. Includes conferences or educational activities organized by ACWA, AWAVC & CSDA.	Event Name & Location		Date	Mileage
	BOARD MEETING		12/12/2025	
5. Appointed representative to meetings of other entities' Boards. Includes FCGMA, LAFCO, RiverPark JPA, AWAVC BoD, Oxnard Chamber of Commerce Water Committee, ACWA, CSDA and GSA. Or preparatory meetings with GM regarding above meetings.	Entity Name & Location		Date	Mileage
6. Meetings of other government entities at request of BoD, BP or GM. Such as PVCWD, FCGMA or Oxnard City Council.	Entity Name & Location		Date	Mileage
7. Meetings with board members or executive management of other agencies. Includes FCGMA, LAFCO, RiverPark JPA, AWAVC BoD, Oxnard Chamber of Commerce Water Committee, ACWA, CSDA, GSA.	Entity Name & Location		Date	Mileage
	FCGMA		12/14/2025	
8. Public meetings hosted by District regarding District matters Such as Section 10 HCP, Vern Freeman Fish Panel.	Meeting Description & Location		Date	Mileage

Board of Directors
Per Diem and Expenses for Month December **Year** 2025

Due on last day of month

9. Meetings with state or federal legislators or officials or representatives from other entities. At the request of the BoD, BP or GM.	Official Name/Meeting Description & Location	Date	Mileage

Other Expenses	Total
Days of out of town travel	
Lodging*	\$
Meals*	\$
Transportation*	\$
Misc.*	\$

* attach all receipts

This section to be completed by Finance Department only			
Phone Allowance			\$50.00
Total # of meetings**	<u>3</u>	x \$260	\$ <u>780.00</u>
**not to exceed 10 meetings and \$2,600. per month or 1 meeting per day			
Total days of travel		x \$125.00/day	
Total # of miles		x \$0.70/mile	\$
Total other expenses			\$ <u>830.00</u>
TOTAL MILEAGE AND OTHER EXPENSES			\$ 830.00

Director Signature *[Signature]* Date: 01/28/2026

General Manager Signature *[Signature]* Date: 2/1/26

Definitions
 BoD: Board of Directors
 BP: Board President
 GM: General Manager

Board of Directors
Activities and Expenses for Month 12 **Year** 25

Due on last day of month

Director: Mohammed Hasan, P.E.

1. UWCD Board Meetings Regular, special or emergency meetings.			Date	Mileage
			12-10	12
2. UWCD Committee/Advisory Body Meetings Environmental, Executive, Finance/Audit, Groundwater, Operations, Planning, Recreation and RiverPark JPA Committees.	Committee Name & Location		Date	Mileage
3. Meeting with GM or District Legal Counsel (LC)	W/ GM or LC	Meeting Description & Location	Date	Mileage
4. Conferences/Trainings. Includes conferences or educational activities organized by ACWA, AWAVC & CSDA.	Event Name & Location		Date	Mileage
	ACWA San Digo		12-2,3 and 4	395
	AWA corporate		12-9	15.5
	Venura chamber awards		12-11	9
5. Appointed representative to meetings of other entities' Boards. Includes FCGMA, LAFCO, RiverPark JPA, AWAVC BoD, Oxnard Chamber of Commerce Water Committee, ACWA, CSDA and GSA. Or preparatory meetings with GM regarding above meetings.	Entity Name & Location		Date	Mileage
6. Meetings of other government entities at request of BoD, BP or GM. Such as PVCWD, FCGMA or Oxnard City Council.	Entity Name & Location		Date	Mileage
7. Meetings with board members or executive management of other agencies. Includes FCGMA, LAFCO, RiverPark JPA, AWAVC BoD, Oxnard Chamber of Commerce Water Committee, ACWA, CSDA, GSA.	Entity Name & Location		Date	Mileage
8. Public meetings hosted by District regarding District matters Such as Section 10 HCP, Vern Freeman Fish Panel.	Meeting Description & Location		Date	Mileage

Board of Directors
 Per Diem and Expenses for Month 12 Year 25

Due on last day of month

9. Meetings with state or federal legislators or officials or representatives from other entities. At the request of the BoD, BP or GM.	Official Name/Meeting Description & Location	Date	Mileage	

Other Expenses	Total
Days of out of town travel	3
Lodging*	\$
Meals*	\$
Transportation*	\$
Misc.*	\$

* attach all receipts

This section to be completed by Finance Department only			
Phone Allowance			\$50.00
Total # of meetings**	10	x \$260	\$ 1,560.00
<small>**not to exceed 10 meetings and \$2,600. per month or 1 meeting per day</small>			
Total days of travel	3	x \$125.00/day	375.00
Total # of miles	431.50	x \$0.70/mile	\$ 302.05
Total other expenses			\$
TOTAL MILEAGE AND OTHER EXPENSES			\$2,287.05

Director Signature

Mohammed Hassan Date: 1-12-26

General Manager Signature

[Signature] FOR MG Date: 27 Jan 2026

Definitions

- BoD: Board of Directors
- BP: Board President
- GM: General Manager

Board of Directors
Activities and Expenses for Month December Year 2025

Due on last day of month

Director: Rachel Jones

1. UWCD Board Meetings Regular, special or emergency meetings.			Date	Mileage
			12/10	5
2. UWCD Committee/Advisory Body Meetings Environmental, Executive, Finance/Audit, Groundwater, Operations, Planning, Recreation and RiverPark JPA Committees.	Committee Name & Location		Date	Mileage
3. Meeting with GM or District Legal Counsel (LC)	W/ GM or LC	Meeting Description & Location	Date	Mileage
4. Conferences/Trainings. Includes conferences or educational activities organized by ACWA, AWAVC & CSDA.	Event Name & Location		Date	Mileage
	AQAWA San Diego		12/2-12/3	30
	Travel Day to ACWA		12/1/	
5. Appointed representative to meetings of other entities' Boards. Includes FCGMA, LAFCO, RiverPark JPA, AWAVC BoD, Oxnard Chamber of Commerce Water Committee, ACWA, CSDA and GSA. Or preparatory meetings with GM regarding above meetings.	Entity Name & Location		Date	Mileage
6. Meetings of other government entities at request of BoD, BP or GM. Such as PVCWD, FCGMA or Oxnard City Council.	Entity Name & Location		Date	Mileage
7. Meetings with board members or executive management of other agencies. Includes FCGMA, LAFCO, RiverPark JPA, AWAVC BoD, Oxnard Chamber of Commerce Water Committee, ACWA, CSDA, GSA.	Entity Name & Location		Date	Mileage
8. Public meetings hosted by District regarding District matters Such as Section 10 HCP, Vern Freeman Fish Panel.	Meeting Description & Location		Date	Mileage

Board of Directors
Per Diem and Expenses for Month December Year 2025

Due on last day of month

9. Meetings with state or federal legislators or officials or representatives from other entities. At the request of the BoD, BP or GM.	Official Name/Meeting Description & Location	Date	Mileage

Other Expenses	Total
Days of out of town travel	
Lodging*	\$
Meals*	\$
Transportation*	\$
Misc.*	\$

* attach all receipts

This section to be completed by Finance Department only			
Phone Allowance			\$50.00
Total # of meetings**	3	x \$260	\$ 780
**not to exceed 10 meetings and \$2,600. per month or 1 meeting per day			
Total days of travel	3	x \$100.00/day	300
Total # of miles	35	x \$0.70/mile	\$ 24.5
Total other expenses			\$
TOTAL MILEAGE AND OTHER EXPENSES			\$ 1154.5

Director Signature



Date: 1/7/2025

General Manager Signature



2/4/26

Date:

Definitions

BoD: Board of Directors


BP: Board President

GM: General Manager

Board of Directors
Activities and Expenses for Month January **Year** 2026

Due on last day of month

Director: S Huber

1. UWCD Board Meetings Regular, special or emergency meetings.			Date	Mileage
			1/5 (Spec)/HQ	8
2. UWCD Committee/Advisory Body Meetings Environmental, Executive, Finance/Audit, Groundwater, Operations, Planning, Recreation and RiverPark JPA Committees.	Committee Name & Location		Date	Mileage
	Finance/Audit - HQ - 1/5 - NA			
	Groundwater/ HQ		1/6	8
3. Meeting with GM or District Legal Counsel (LC)	W/ GM or LC	Meeting Description & Location	Date	Mileage
4. Conferences/Trainings. Includes conferences or educational activities organized by ACWA, AWAVC & CSDA.	Event Name & Location		Date	Mileage
	ACWA Region 5 meeting - Zoom		1/28	0
5. Appointed representative to meetings of other entities' Boards. Includes FCGMA, LAFCO, RiverPark JPA, AWAVC BoD, Oxnard Chamber of Commerce Water Committee, ACWA, CSDA and GSA. Or preparatory meetings with GM regarding above meetings.	Entity Name & Location		Date	Mileage
	RDP/Cty Govt Ctr		1/8	10
	ACWA BOARD MTG via zoom		1/30	0
6. Meetings of other government entities at request of BoD, BP or GM. Such as PVCWD, FCGMA or Oxnard City Council.	Entity Name & Location		Date	Mileage
7. Meetings with board members or executive management of other agencies. Includes FCGMA, LAFCO, RiverPark JPA, AWAVC BoD, Oxnard Chamber of Commerce Water Committee, ACWA, CSDA, GSA.	Entity Name & Location		Date	Mileage
	AWAVC Bod/HQ - 1/8 -- NA			
	Kamala Neighborhood Council Mtg/ Oxnard		1/29	10
8. Public meetings hosted by District regarding District matters Such as Section 10 HCP, Vern Freeman Fish Panel.	Meeting Description & Location		Date	Mileage

Board of Directors
Per Diem and Expenses for Month January **Year** 2026

Due on last day of month

9. Meetings with state or federal legislators or officials or representatives from other entities. At the request of the BoD, BP or GM.	Official Name/Meeting Description & Location	Date	Mileage	

Other Expenses	Total
Days of out of town travel	
Lodging*	\$
Meals*	\$
Transportation*	\$
Misc.*	\$

* attach all receipts

This section to be completed by Finance Department only			
Phone Allowance			\$50.00
Total # of meetings**	<u>6</u>	x \$260	\$ <u>1,560.00</u>
**not to exceed 10 meetings and \$2,600. per month or 1 meeting per day			
Total days of travel	<u>—</u>	x \$125.00/day	<u>—</u>
Total # of miles	<u>36</u>	x \$0.725/mile	\$ <u>26.11</u>
Total other expenses			\$ <u>—</u>
TOTAL MILEAGE AND OTHER EXPENSES			\$ <u>1,636.11</u>

Director Signature

S J H Hulse

Date: 1/30/26

General Manager Signature

[Signature]

Date: 2/2/26

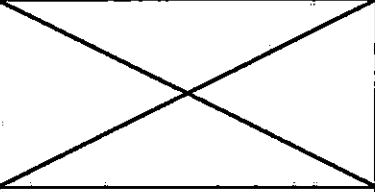
Definitions

- BoD: Board of Directors
- BP: Board President
- GM: General Manager

Board of Directors
Activities and Expenses for Month Jan. **Year** 2026

Due on last day of month

Director: Rachel Jones

1. UWCD Board Meetings Regular, special or emergency meetings.			Date	Mileage
			1/7/26	5
			1/13/26	5
2. UWCD Committee/Advisory Body Meetings Environmental, Executive, Finance/Audit, Groundwater, Operations, Planning, Recreation and RiverPark JPA Committees.	Committee Name & Location		Date	Mileage
3. Meeting with GM or District Legal Counsel (LC)	W/ GM or LC	Meeting Description & Location	Date	Mileage
4. Conferences/Trainings. Includes conferences or educational activities organized by ACWA, AWAVC & CSDA.	Event Name & Location		Date	Mileage
5. Appointed representative to meetings of other entities' Boards. Includes FCGMA, LAFCO, RiverPark JPA, AWAVC BoD, Oxnard Chamber of Commerce Water Committee, ACWA, CSDA and GSA. Or preparatory meetings with GM regarding above meetings.	Entity Name & Location		Date	Mileage
	CSDA- DIS		1/13/26	0
6. Meetings of other government entities at request of BoD, BP or GM. Such as PVCWD, FCGMA or Oxnard City Council.	Entity Name & Location		Date	Mileage
7. Meetings with board members or executive management of other agencies. Includes FCGMA, LAFCO, RiverPark JPA, AWAVC BoD, Oxnard Chamber of Commerce Water Committee, ACWA, CSDA, GSA.	Entity Name & Location		Date	Mileage
8. Public meetings hosted by District regarding District matters Such as Section 10 HCP, Vern Freeman Fish Panel.	Meeting Description & Location		Date	Mileage

Board of Directors
Per Diem and Expenses for Month Jan **Year** 2026

Due on last day of month

9. Meetings with state or federal legislators or officials or representatives from other entities.	Official Name/Meeting Description & Location	Date	Mileage
At the request of the BoD, BP or GM.			

Other Expenses	Total
Days of out of town travel	
Lodging*	\$
Meals*	\$
Transportation*	\$
Misc.*	\$

* attach all receipts

This section to be completed by Finance Department only			
Phone Allowance		\$50.00	
Total # of meetings**	3	x \$260	\$ 780
**not to exceed 10 meetings and \$2,600. per month or 1 meeting per day			
Total days of travel		x \$125.00/day	
Total # of miles	10	x \$0.725/mile	\$ 7.25
Total other expenses			\$
TOTAL MILEAGE AND OTHER EXPENSES			\$ 837.25

Director Signature



Date: 2/2/2026

General Manager Signature



Date: 2/4/26

Definitions

BoD: Board of Directors

BP: Board President

GM: General Manager

Board of Directors
Activities and Expenses for Month JAN **Year** 2026

Due on last day of month

Director: MAULHARDT

1. UWCD Board Meetings Regular, special or emergency meetings.			Date	Mileage
			1/14/2026	2.1
2. UWCD Committee/Advisory Body Meetings Environmental, Executive, Finance/Audit, Groundwater, Operations, Planning, Recreation and RiverPark JPA Committees.	Committee Name & Location		Date	Mileage
	SPECIAL BOARD MTG		01/5/2026	2.1
	EXECUTIVE COMMITTEE MTG		1/12/2023	2.1
3. Meeting with GM or District Legal Counsel (LC)	W/ GM or LC	Meeting Description & Location	Date	Mileage
	GM	UWCD DC TRIP UPDATE	1/30/2026	PHONE
4. Conferences/Trainings. Includes conferences or educational activities organized by ACWA, AWAVC & CSDA.	Event Name & Location		Date	Mileage
5. Appointed representative to meetings of other entities' Boards. Includes FCGMA, LAFCO, RiverPark JPA, AWAVC BoD, Oxnard Chamber of Commerce Water Committee, ACWA, CSDA and GSA. Or preparatory meetings with GM regarding above meetings.	Entity Name & Location		Date	Mileage
	FCGMA PREP FOR KEITH		1/27/2026	2.1
6. Meetings of other government entities at request of BoD, BP or GM. Such as PVCWD, FCGMA or Oxnard City Council.	Entity Name & Location		Date	Mileage
7. Meetings with board members or executive management of other agencies. Includes FCGMA, LAFCO, RiverPark JPA, AWAVC BoD, Oxnard Chamber of Commerce Water Committee, ACWA, CSDA, GSA.	Entity Name & Location		Date	Mileage
8. Public meetings hosted by District regarding District matters Such as Section 10 HCP, Vern Freeman Fish Panel.	Meeting Description & Location		Date	Mileage
	TOUR FOR M. BLUMENBERG		1/06/2026	2.1
	UWCD QUARTERLY TOUR		1/28/2026	2.1

Board of Directors
 Per Diem and Expenses for Month JAN Year 2026

Due on last day of month

9. Meetings with state or federal legislators or officials or representatives from other entities. At the request of the BoD, BP or GM.	Official Name/Meeting Description & Location	Date	Mileage

Other Expenses	Total
Days of out of town travel	0
Lodging*	\$
Meals*	\$
Transportation*	\$
Misc.*	\$

* attach all receipts

This section to be completed by Finance Department only			
Phone Allowance			\$50.00
Total # of meetings**	7	x \$260	\$ 1820
<small>**not to exceed 10 meetings and \$2,600. per month or 1 meeting per day</small>			
Total days of travel		x \$125.00/day	
Total # of miles	12.6	x \$0.725/mile	\$9.13
Total other expenses			\$
TOTAL MILEAGE AND OTHER EXPENSES			\$1879.13

Director Signature *J. S. Marshall* Date: 2/2/26

General Manager Signature *DL* Date: 2/4/26

Definitions
 BoD: Board of Directors
 BP: Board President
 GM: General Manager



STAFF REPORT

To: UWCD Board of Directors

Through: Mauricio Guardado, General Manager

From: Tara Acosta, Executive Assistant/Clerk of the Board

Date: February 2, 2026 (February 11, 2026, meeting)

Agenda Item: 2.6 **General Manager's Report**
Information item

Recommendation:

The General Manager will present information on his activities of possible interest to the Board and that may have consequences to the District.

Discussion:

The General Manager's primary responsibility is to ensure that the policies and directions of the Board of Directors are adhered to as he oversees and manages the efforts of the department managers and their staff in the day-to-day operation and administration of the District. These efforts are to be consistent with the District's Mission Statement and within the fiscal constraints set by the Board of Directors.

The District's managers provide detailed monthly updates to the Board of Directors which outline projects' statuses, accomplishments, issues of concern, project planning, etc. The monthly General Manager's report provides an opportunity for the General Manager to discuss issues that may impact the efforts of the separate departments as they pursue their defined goals and objectives. The report also provides the Board with information on the District's efforts and involvement in local, regional and state-wide issues.

Finally, the monthly General Manager's report offers the Board of Directors an overview of how their policies and directions are being administered through discussion of the work plan and efforts of the General Manager.



STAFF REPORT

To: UWCD Board of Directors

Through: Mauricio Guardado, General Manager

From: Tara Acosta, Executive Assistant/Clerk of the Board

Date: February 2, 2026 (February 11, 2026, meeting)

Agenda Item: 2.7 **Standing Committee Assignments and Appointments of Board Representation to Outside Agencies**
Information item

Staff Recommendation:

The Board President will designate the 2026 Standing Committees assignments to the Board.

Attachment:

A – UWCD 2026 Standing Committee Assignments and Appointments

ATTACHMENT A



2026 ROSTER OF COMMITTEES

Effective February 11, 2026

STANDING COMMITTEES

EXECUTIVE COMMITTEE

[GM]

Overall responsibility for Governance Issues and HR/Personnel policies

President: Lynn Maulhardt

Vice President: Catherine Keeling

Secretary/Treasurer: Gordon Kimball

Meets as necessary

ENGINEERING & OPERATIONS COMMITTEE

[AGM, AGM, Chief Operations Officer]

Projects, Operations, Permits, Planning,

Equipment, Dam Safety, Facilities

Chair: Catherine Keeling

Gordon Kimball

Keith Ford

Meets first Thursday of the month

FINANCE & ADMINISTRATIVE COMMITTEE

[AGM, CFO]

Budgets, Rates, Audit, Appropriations, Policies, and Grant Administration; HR/ Risk Management and IT

Chair: Steve Huber

Catherine Keeling

Rachel Jones

Meets nine days before the Regular Board Meeting

WATER RESOURCES COMMITTEE

[AGM]

Groundwater, Surface Water, Water Quality and Modeling, Overdraft, Seawater Intrusion,

Replenishment, FCGMA, GSAs

Chair: Gordon Kimball

Mohammed Hasan

Steve Huber

Meets first Tuesday of the month

UWCD REPRESENTATIVES

COALITION OF LABOR, AGRICULTURE AND BUSINESS OF VENTURA COUNTY (CoLAB)

Lynn Maulhardt

Mauricio Guardado

Anthony Emmert

FILLMORE AND PIRU BASINS GSA

Gordon Kimball

Anthony Emmert

FOX CANYON GROUNDWATER MANAGEMENT AGENCY

Lynn Maulhardt

Alternate: Keith Ford

MOUND BASIN GSA

Catherine Keeling

VENTURA COUNTY AWA BOARD OF DIRECTORS

Steve Huber

Alternate: Rachel Jones

VENTURA COUNTY AWA WATER ISSUES COMMITTEE

Mohammed Hasan

VENTURA COUNTY SPECIAL DISTRICTS ASSOCIATION

Mohammed Hasan

VENTURA WATER COMMISSION

Mohammed Hasan

REGIONAL DEFENSE PARTNERSHIP

Steve Huber

Alternate: Maryam Bral



STAFF REPORT

To: UWCD Board of Directors

Through: Mauricio Guardado, General Manager

From: Tara Acosta, Executive Assistant/Clerk of the Board

Date: January 28 2026 (February 11, 2026, meeting)

Agenda Item: 2.8 **Proclamation Presentation to Gene Fisher**
Ceremonial Item

Staff Recommendation:

The Board will present a proclamation to Gene Fisher in recognition of his retirement and service to The United Water Conservation District.

Attachment(s):
A – Proclamation

ATTACHMENT A

PROCLAMATION OF APPRECIATION TO

GENE FISHER

FOR SERVICE TO THE UNITED WATER CONSERVATION DISTRICT

WHEREAS, Gene Fisher served as the Co-Chair of the Regional Defense Partnership (RDP) for twenty-four years, where he played a pivotal role in advocating for and supporting the Navel Base Ventura County, United Water Conservation District, local communities, defense contractors; and

WHEREAS, Gene Fisher provided valuable assistance to the United Water Conservation District in support of the Fiscal Year 2025 Defense Community Infrastructure Program (DCIP) grant application, a federal program intended to fund community infrastructure projects that directly support military installations and enhance their operational readiness.

WHEREAS, Gene Fisher led the RDP effort in support of the United Water Conservation District's Extraction Barrier Brackish Water Treatment facility (EBB) project. His exceptional insight and technical prowess recognized the beneficial use of the EBB for the Navy and the Region. He championed the project to ensure Naval Base Ventura County will have a sustainable potable water supply well into the future; and

WHEREAS, Gene Fisher, throughout his more than twenty years as Executive Director with the Regional Defense Partnership, has distinguished himself with his deep knowledge of national and regional security issues, his vast experience and abilities related to Base and defense industry resources, as well as the expertise and leadership developed during his complementary career as the Director of Engineering at the Port Hueneme Division of the Naval Surface Warfare Center that has been invaluable to RDP during his tenure as Co-Chair.

NOW, THEREFORE, I, Lynn Maulhardt, President of the United Water Conservation District Board of Directors, on behalf of the Board of Directors and Staff of the United Water Conservation District, do hereby express to Gene Fisher appreciation and thanks for the service he has rendered to the United Water Conservation District and the community it serves.

Dated: February, 2026

Lynn E. Maulhardt, Board President



STAFF REPORT

To: UWCD Board of Directors

Through: Mauricio Guardado, General Manager

From: Tara Acosta, Executive Assistant/Clerk of the Board

Date: February 2, 2026 (February 11, 2026, meeting)

Agenda Item: 2.9 **Update on Lake Piru Cleanup Efforts**
Information item

Staff Recommendation:

Estimated costs of emergency cleanup.



STAFF REPORT

To: UWCD Board of Directors

Through: Mauricio Guardado, General Manager

From: Tara Acosta, Executive Assistant/Clerk of the Board

Date: February 5, 2026 (February 11, 2026, meeting)

Agenda Item: 2.10 Presentation on Changes to the Brown Act, SB 707
Information item

By Assistant General Counsel, Suparna Jain.



STAFF REPORT

To: UWCD Board of Directors

Through: Mauricio Guardado, General Manager

From: Tara Acosta, Executive Assistant/Clerk of the Board

Date: February 2, 2026 (February 11, 2026, meeting)

Agenda Item: 3.1 **Approve the Minutes for the January 14, 2026 Regular Meeting**
Motion

Recommendation:
Approve the minutes.

Attachment(s):
January 14, 2026 Regular Meeting Minutes



Board of Directors
Lynn Maulhardt, President
Catherine Keeling, Vice President
Gordon Kimball, Secretary/Treasurer
Keith Ford
Mohammed Hasan
Steve Huber
Rachel Jones

General Manager
Mauricio Guardado

Legal Counsel
David D. Boyer

MINUTES REGULAR BOARD MEETING

Wednesday, January 14, 2026, 12:00 p.m.
UWCD Headquarters, First Floor, Board Room
1701 N. Lombard Street, Oxnard, CA 93030

*This Meeting was conducted in a hybrid model –
The Zoom link was added on January 8, 2026*

ROLL CALL

Present: Directors Ford, Hasan, Jones, and Maulhardt

Absent: Huber, Keeling (*joined virtually at 12:45 p.m. – logged off at 1:30 p.m.*)

1. FIRST OPEN SESSION 12:00 P.M.

1.1 **Public Comment:** None.

1.2 **Executive (Closed) Session:** 12:03 p.m.
The Board will discuss matters outlined in the attached Executive (Closed) Session Agenda (Exhibit A).

2. SECOND OPEN SESSION AND CALL TO ORDER 1:02 P.M.

2.1 **Pledge of Allegiance:** Director Maulhardt

2.2 **Public Comment:** None.

2.3 **Approval of Agenda**

Action: M/S/C (Kimball/Jones) to approve the Agenda.

Vote: Ayes: Ford, Hasan, Jones, Keeling, Kimball, and Maulhardt;
Noes: None.
Absent: Huber

2.4 **Oral Report Regarding Executive (Closed) Session**

District Legal Counsel David Boyer stated there was no reportable action.

2.5 **Election of Officers**

Director Ford nominated for Board officers to remain the same for the

upcoming year of 2026: Director Maulhardt as President, Director Keeling as Vice President, and Director Kimball as Secretary/Treasurer.

Action: M/S/F (Ford/Jones) to elect Director Maulhardt as President, Director Keeling as Vice President and Director Kimball as Secretary/Treasurer.

Vote: Ayes: Ford, Jones, Keeling, Kimball, and Maulhardt
Noes: None; Absent: Huber

2.6 Board Members' Activities Report

Received and filed.

2.7 General Manager's Report

Received and filed.

The General Manager called upon Josh Perez, Chief of Human Resources, to inform the board of two awards that United recently received:

District of Distinction – highlights the District's fiscal management policies and procedures, reviews audits, and reviews governance foundation courses. This award also validates the District's governance standards, board procedures, and admin review. As a result of this award United will receive a significant cost savings on insurance. It is the highest CSDA accreditation and only 2% of special districts currently have this distinction.

Level Up Award – United was selected for this and our district will be featured in CSDA magazine and there will be press releases on this award. This is also a high honor for the district to receive.

2.8 Staff Service Awards

Service awards were presented to the following staff:

JD Smallwood, Operations Supervisor – 5 Years
Destiny Zamarron, Human Resources Supervisor – 5 Years
Kathleen Kuepper, Hydrogeologist – 10 years
Robert Richardson, Engineering Manager – 10 Years
Bram Sercu, Water Resources Supervisor – 10 Years
Greg DeJarnette, Dam Operator – 15 Years
Raymond Avila, Water Systems Operator – 20 Years
Adrian Aguayo, Facilities Maintenance Worker II – 20 Years
Mauricio Guardado, General Manager – 10 Years

2.9 Financial Report Presentation

Brian Zahn, Chief Financial Officer, stated that United's audit was completed for the period of 2024-2025 and presented an Annual Comprehension Financial Report handout to the Board Members. A link to the handout is posted on the United website:

<https://www.unitedwater.org/wp-content/uploads/2026/01/UWCD-ACFR-Final-12-22-2025.pdf>

To explain the results of United's audit report, Ryan Domino, with LSL, virtually attended and presented. Mr. Domino concluded his presentation by stating the United should keep doing what they are doing and continue to track federal awards.

3. CONSENT CALENDAR

(Director Keeling logged off at 1:30 p.m.)

Action: M/S/C (Ford/Jones) to approve the Consent Calendar.

Vote: Ayes: Ford, Hasan, Jones, Kimball, and Maulhardt; Noes: None; Absent: Huber, Keeling.

3.1 Approve the Minutes for December 10, 2025, Regular Meeting and for January 5, Special Meeting

Approved both minutes.

3.2 Hydrologic Conditions Monthly Report

Received and filed.

3.3 Investment Monthly Reports for November 2025

Received and filed.

3.4 Fiscal Year 2025-2026 First Quarter Financial Report (July 1 to September 30, 2025)

Received and filed.

3.5 Adopt Resolution No. 2026-02 Approving the 2026 Board of Directors Meeting Schedule

Adopted Resolution No.2026-02 approving the 2026 Board of Directors Meeting Schedule.

RESOLUTION 2026-02

3.6 Adopt Resolution No. 2026-03 designating the General Manager and/or Assistant General Manager as the District's Authorized Agents for the Purposes of Obtaining Federal Assistance for the 2025/2026 Floating Restroom Grant Program

Adopted Resolution No. 2026-03 designating the General Manager and/or Assistant General Manager as the District's Authorized Agents for the purposes of obtaining federal assistance for the 2025/2026 Floating Restroom Grant Program.

RESOLUTION 2026-03

3.7 Penalty and Interest Waiver Request from Southland Sod Farms

Approved the penalty and interest waiver request from Southland Sod Farms.

4. MONTHLY REPORTS BY DEPARTMENT

4.1 Operations and Maintenance Department Monthly Report

Chief Operations Officer Craig Morgan gave a PowerPoint presentation; received and filed.

President Maulhardt stated that in reference to the Freeman Diversion Structure, that it appears that after major storm events, significant vegetation and debris accumulate in that area. He raised the question of whether there is value in securing an appropriate maintenance easement that would allow the managing of this structure more efficiently and cost-effectively. He stated that this is something we need to understand moving forward.

The General Manager commented that if there is an opportunity to improve this then staff will try to find it.

4.2 Recreation Department Monthly Report

Senior Park Ranger Bernard Riedel, Jr. gave a PowerPoint presentation; received and filed.

4.3 Water Resources Department Monthly Report and Update on Activities of Local Groundwater Sustainability Agencies

Luke Bryden, Associate Hydrologist and Water Resources Supervisor, Dr. Bram Sercu, gave a PowerPoint presentation; received and filed.

President Maulhardt commented on the slide referring recharge and deliveries. He complimented the graphics and mentioned how helpful it was and that it sells the point that United's deliveries are a function of rain and go to multiple users.

4.4 Administrative Services Department Monthly Report

Chief Financial Officer Brian Zahn and Chief Human Resources Officer Josh Perez gave a PowerPoint presentation; received and filed.

Director Jones had a question regarding when the Board would be hearing from Ventura Energy regarding the batteries. Brian Zahn responded that within the next 30-60 days he should have an update.

4.5 Public Outreach and External Affairs Department Monthly Report

Public Outreach and External Affairs Manager Tara Mullaly gave a PowerPoint presentation; received and filed.

4.6 Engineering Department Monthly Report

Engineering Manager Robert Richardson gave a PowerPoint presentation; received and filed.

4.7 Environmental Services Department Monthly Report

Environmental Services Manager Marissa Caringella and Environmental Scientist Evan Lashly gave a PowerPoint presentation; received and filed.

5. MOTION ITEM

5.1 Indemnification Agreement by and between United Water Conservation District and Costco Wholesale Corporation Motion

Authorize the General Manager to execute the Indemnification Agreement by and between United Water Conservation District and Costco Wholesale Corporation related to the Pleasant Valley Pipeline facility near Springville Drive in the City of Camarillo.

Action: M/S/C (Hasan/Ford) to authorize the General Manager to execute the Indemnification Agreement by United Water Conservation District and Costco Wholesale Corporation related to Pleasant Valley Pipeline Facility near Springville Drive in the City of Camarillo.

Vote: Ayes: Ford, Hasan, Jones, Kimball, and Maulhardt; Noes:

None; Absent: Huber, Keeling

5.2 Permanent Access Easement from Costco Wholesale Corporation for the Pleasant Valley Pipeline

Motion

Authorize the General Manager to sign and record the Permanent Access Easement granted by Costco Wholesale Corporation related to the Pleasant Valley Pipeline facility near Springville Drive in the City of Camarillo.

Action: M/S/C (Hasan/Kimball) to authorize the General Manager to sign and record the Permanent Access Easement granted by Costco Wholesale Corporation related to the Pleasant Valley Pipeline facility near Springville Drive in the City of Camarillo.

Vote: Ayes: Ford, Hasan, Jones, Kimball, and Maulhardt; Noes: None; Absent: Huber, Keeling

6. FUTURE AGENDA ITEMS

7. ADJOURNMENT

The meeting was adjourned at 3:50 p.m.

I certify that the above is a true and correct copy of the minutes of the UWCD Board of Directors meeting of January 14, 2026.

ATTEST: _____

Gordon Kimball, Board Secretary

ATTEST: _____

Tara Acosta, Clerk of the Board

**EXHIBIT A
EXECUTIVE (CLOSED) SESSION AGENDA**

1. LITIGATION

1.1 CONFERENCE WITH LEGAL COUNSEL – ANTICIPATED LITIGATION

Pursuant to Government Code Section 54956.9(d)(2) and Government Code Section 54956.9(e)(1) (two matters).

1.2 CONFERENCE WITH LEGAL COUNSEL – EXISTING LITIGATION

Pursuant to Government Code Section 54956.9 (d)(1) (four matters).

- A. Wishtoyo Foundation, et al v. United Water Conservation District, U.S. District Court for the Central District of California, Case No.2:16-cv-03869 GHK (PLAx).
- B. OPV Coalition v Fox Canyon Groundwater Management Agency, Superior Court of the State of California, County of Ventura, Case No. 56-2021-00555357-CU-PT-VTA; Complaint for Comprehensive Groundwater Adjudication of the Oxnard Groundwater Subbasin (No. 4-004.02) and Pleasant Valley Subbasin (No. 4-006) Pursuant to Sections 830, *Et Seq.* of the Code of Civil Procedure; Declaratory Relief; Quiet Title; and Petition for Writs of Mandate.
- C. United Water Conservation District v United States, U.S. Court of Federal Claims, Case No. 22-542L; Complaint for Just Compensation under the 5th Amendment.
- D. United Water Conservation District v. California Fish and Game Commission, a California Public Agency, Superior Court of California, Los Angeles County (Central District), Case No. 25STCP01671; Petition for Writ of Mandate challenging the Commission's determination to list O'mykiss as endangered under the California Endangered Species Act.



United Water
CONSERVATION DISTRICT

REGULAR BOARD OF DIRECTORS MEETING
January 14, 2026

**OPERATIONS AND
MAINTENANCE
DEPARTMENT
UPDATE**

January 8, 2026





Santa Felicia Dam and Lake Piru

Lake Piru Recreation Area



Lake Piru Recreation Area



Lake Piru Recreation Area




Santa Felicia Dam



Lake Piru



Lake Piru



Freeman Diversion and Saticoy

Freeman Diversion



Freeman Diversion



Freeman Diversion



Freeman Diversion



Freeman Diversion



Freeman Diversion



Freeman Diversion



Freeman Diversion



Freeman Diversion



Freeman Diversion



Freeman Diversion




Freeman Diversion




Freeman Diversion




Freeman Diversion



Freeman Diversion



Freeman Diversion



Freeman Diversion



Freeman Diversion



Saticoy Recharge Basins



Saticoy Recharge Basins



Saticoy Recharge Basins



12/12/25




El Rio

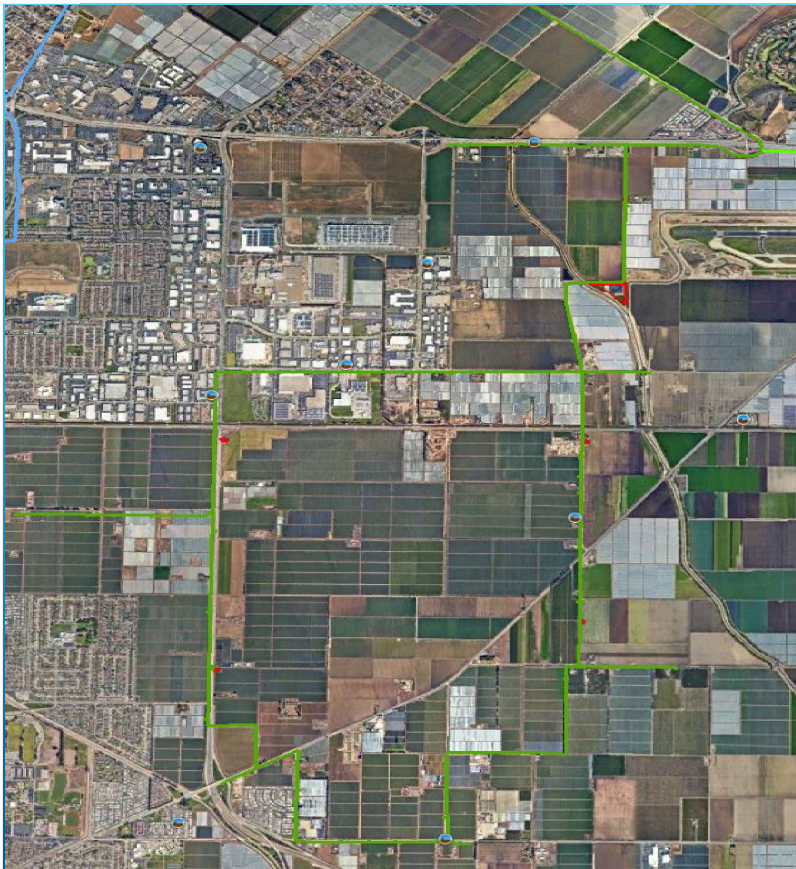
El Rio 6" Water Line



El Rio 6" Water Line



El Rio 6" Water Line



Pumping
Trough
Pipeline
(PTP)

Rice Avenue Overpass



Questions?





Recreation Department Monthly Update

Bernard Riedel, Jr.
Senior Park Ranger

January 14, 2026

Pothole Trail - reroute







12/11/2025



12/11/2025

Volunteers doing all work by hand



12/14/2025



Oxnard and Piru Holiday Parades



Storm - Christmas 2025









Questions





WATER RESOURCES DEPARTMENT UPDATE

January 14, 2026

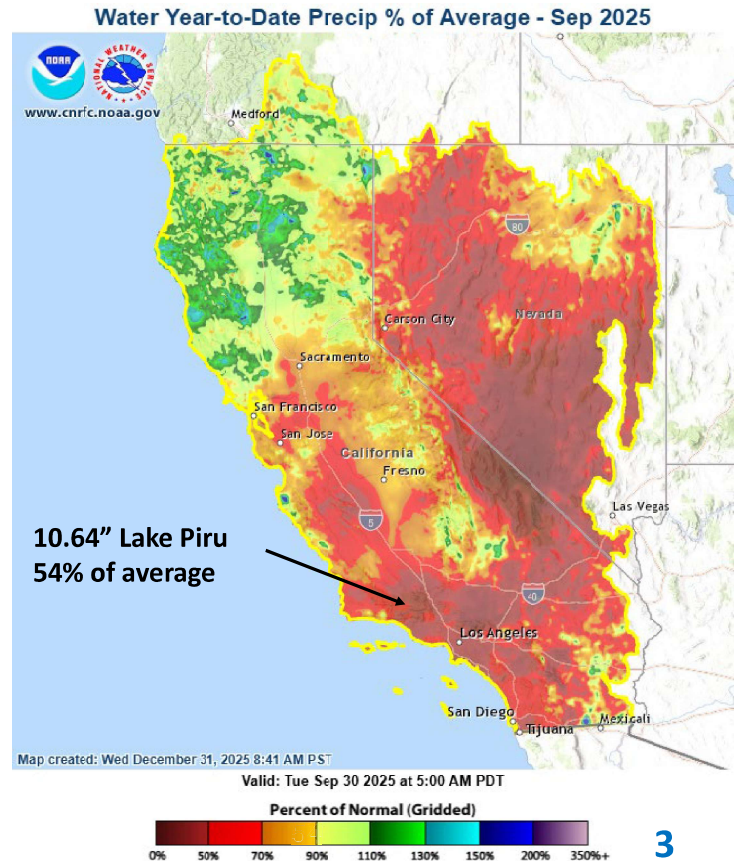
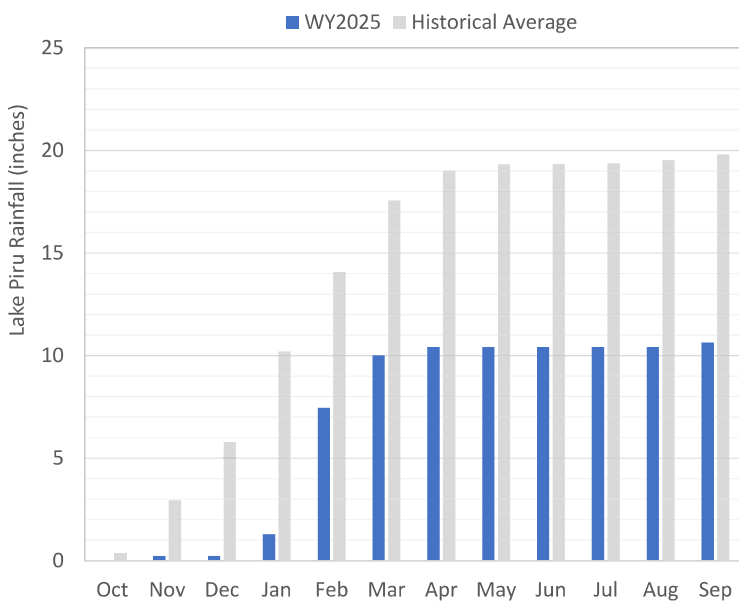


SUMMARY OF DISTRICT HYDROLOGICAL CONDITIONS AND OPERATIONS FOR WATER YEAR 2025

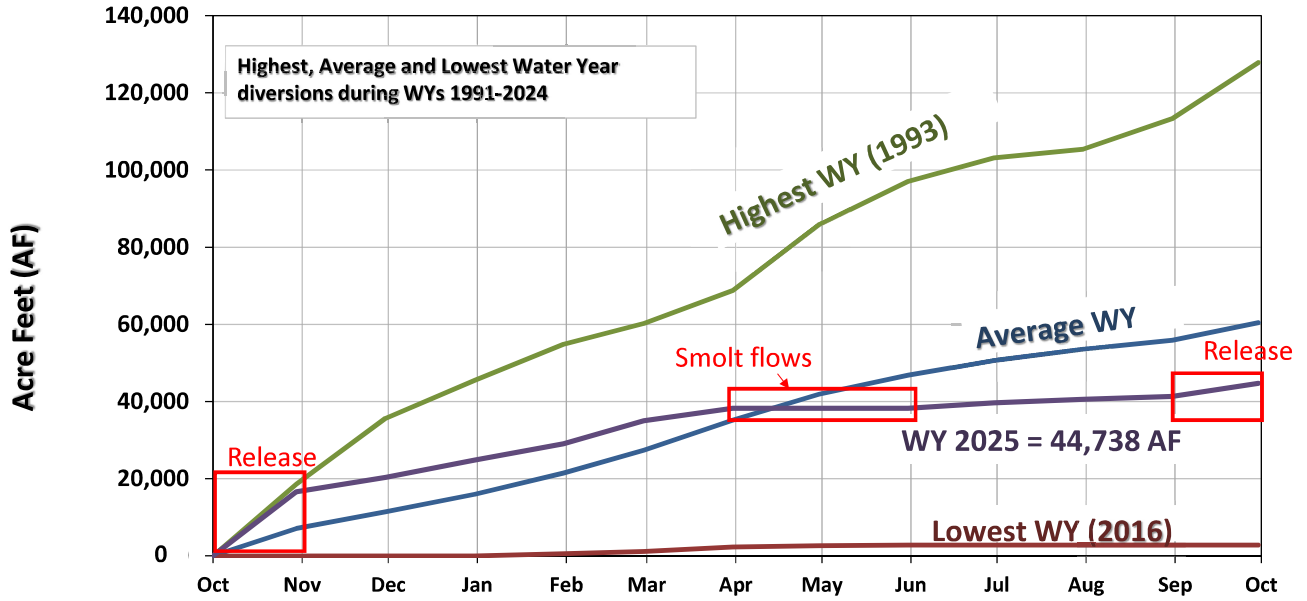
Presented by: Luke Bryden, Associate Hydrologist
UWCD Board Meeting, January 14, 2026



2025 Rainfall



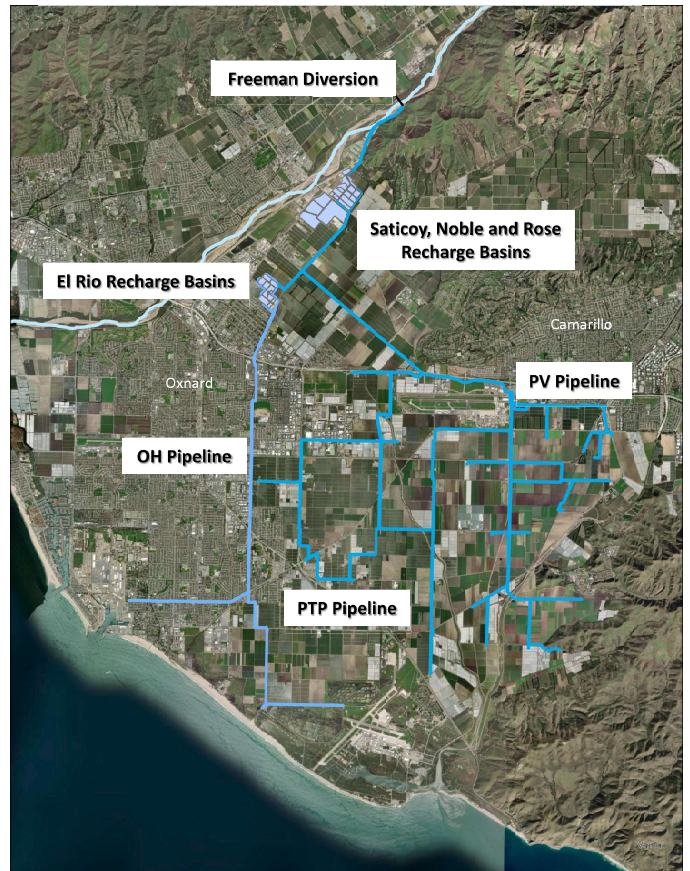
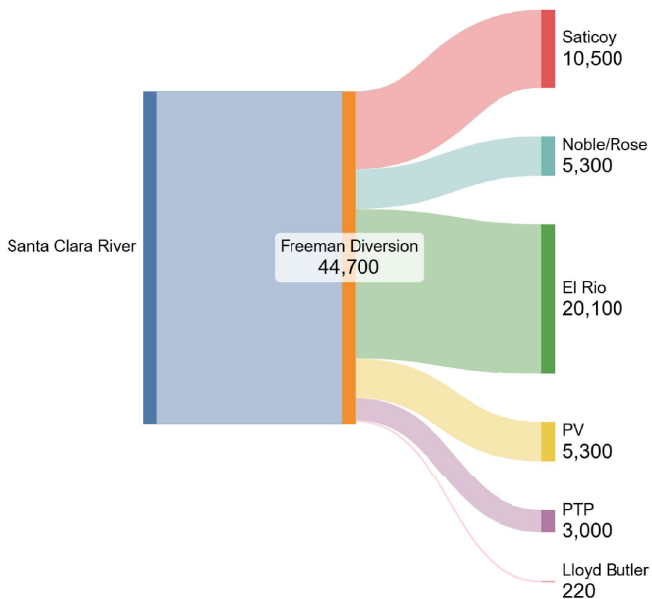
Diversions



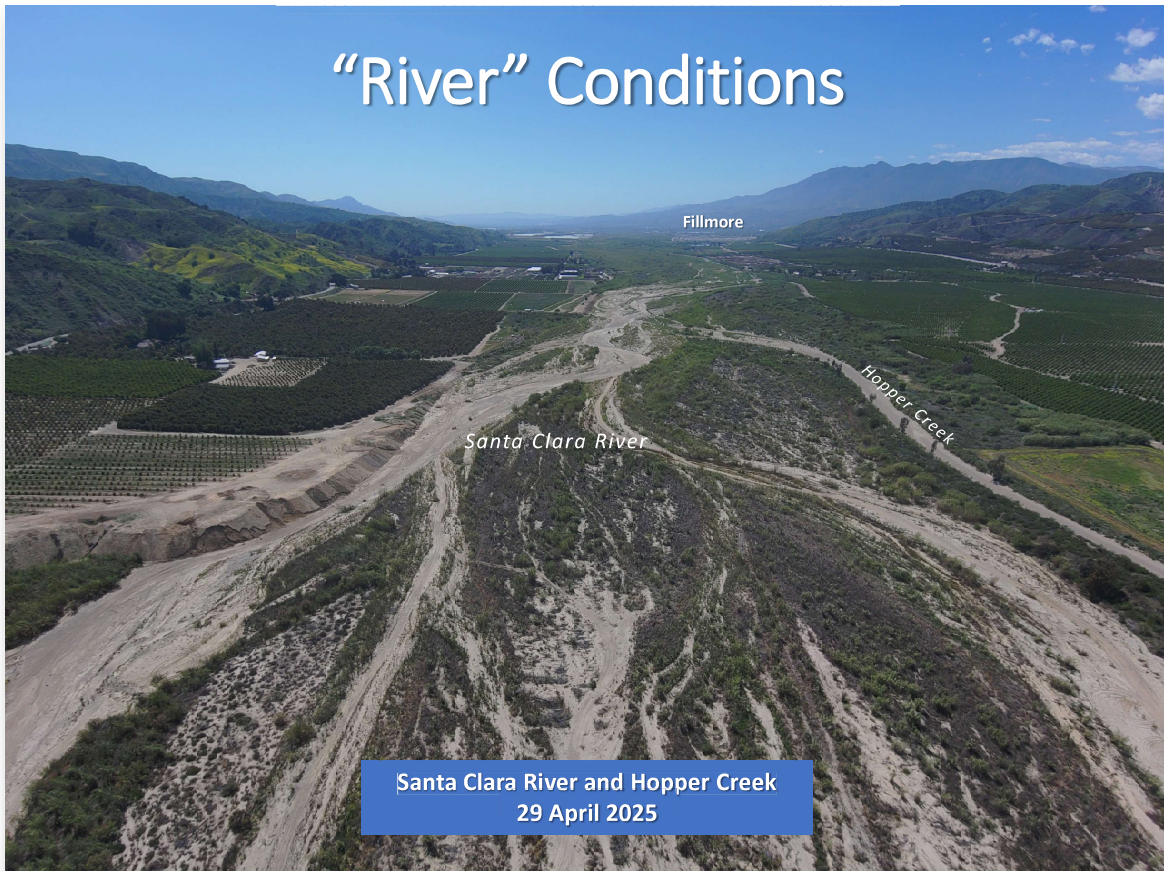
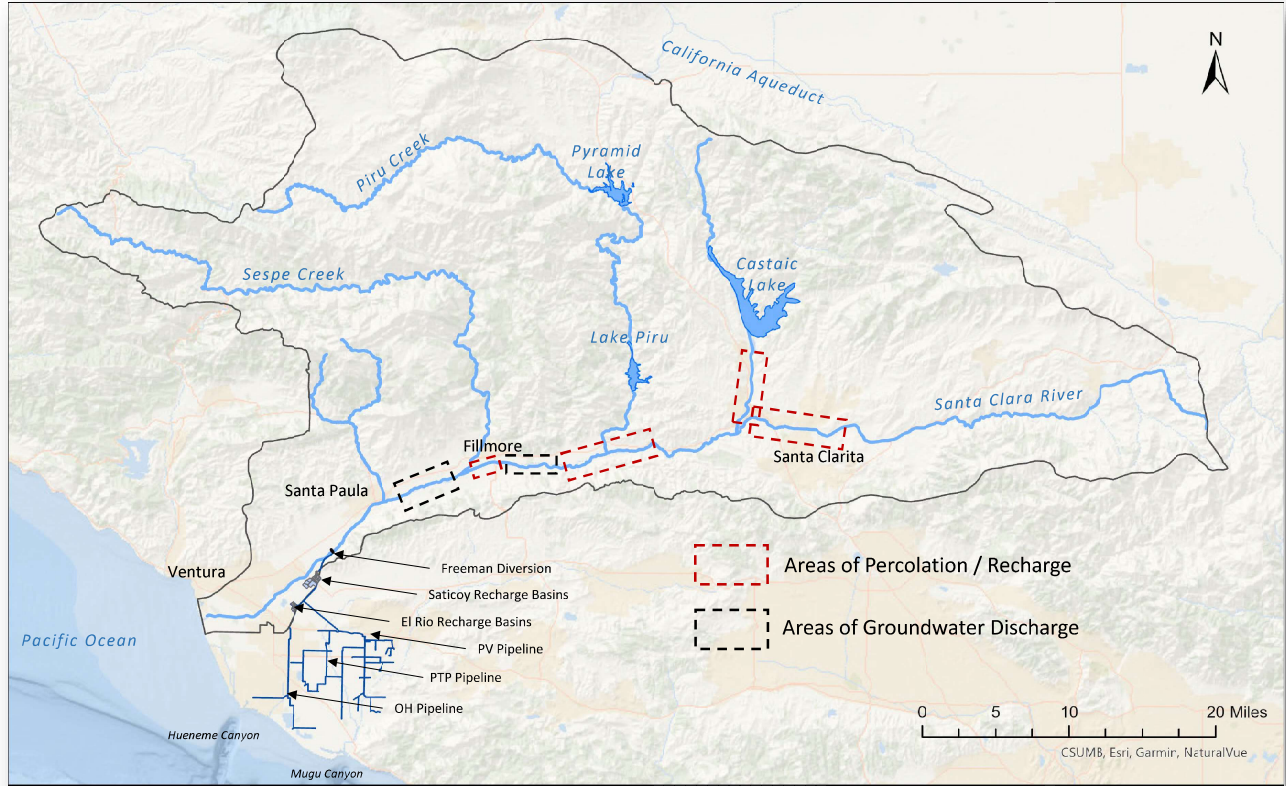
Water Year (WY) = October 1 to September 30; WYTD = Water Year To Date

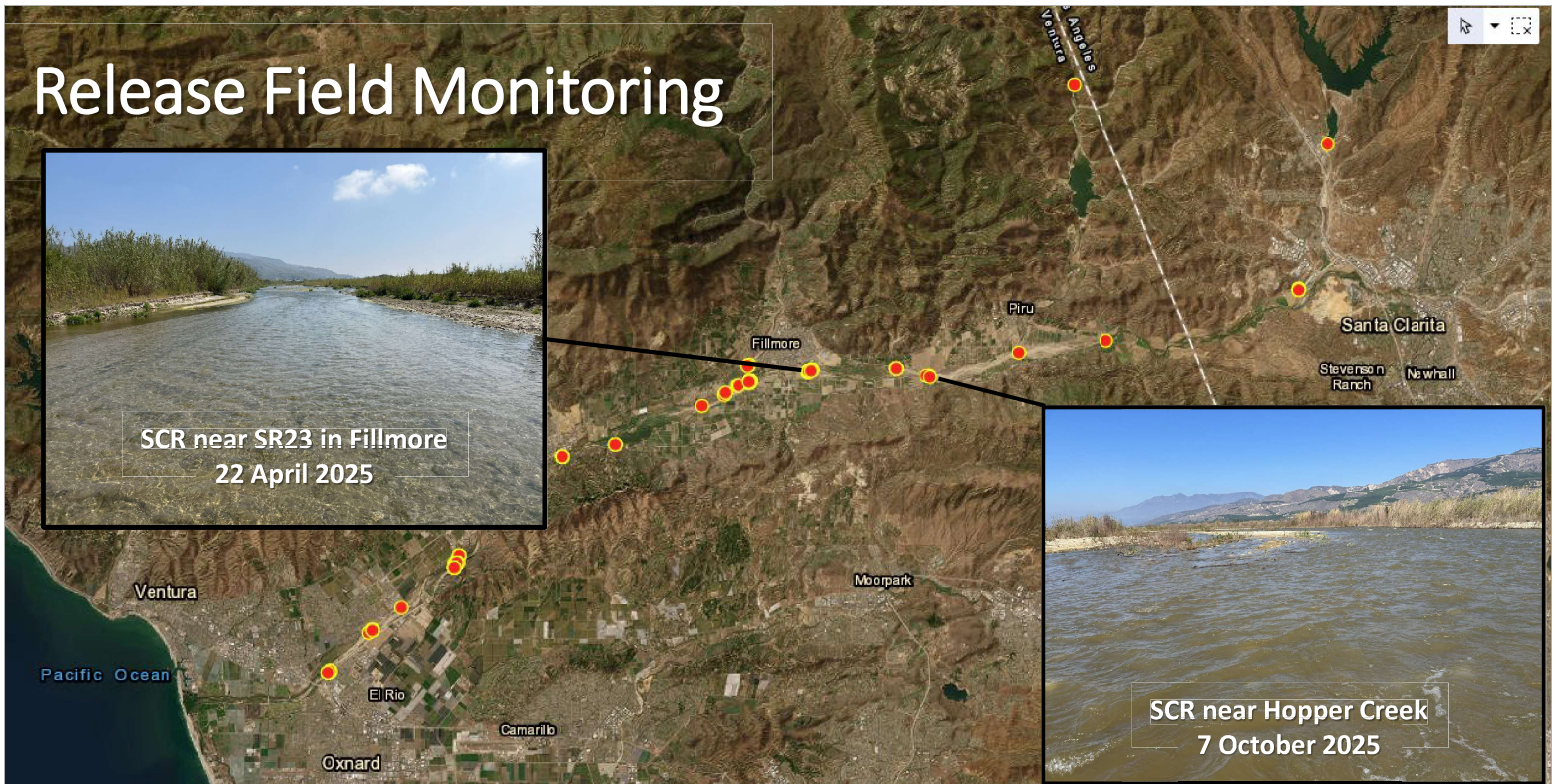


Recharge and Deliveries



Santa Clara River Watershed

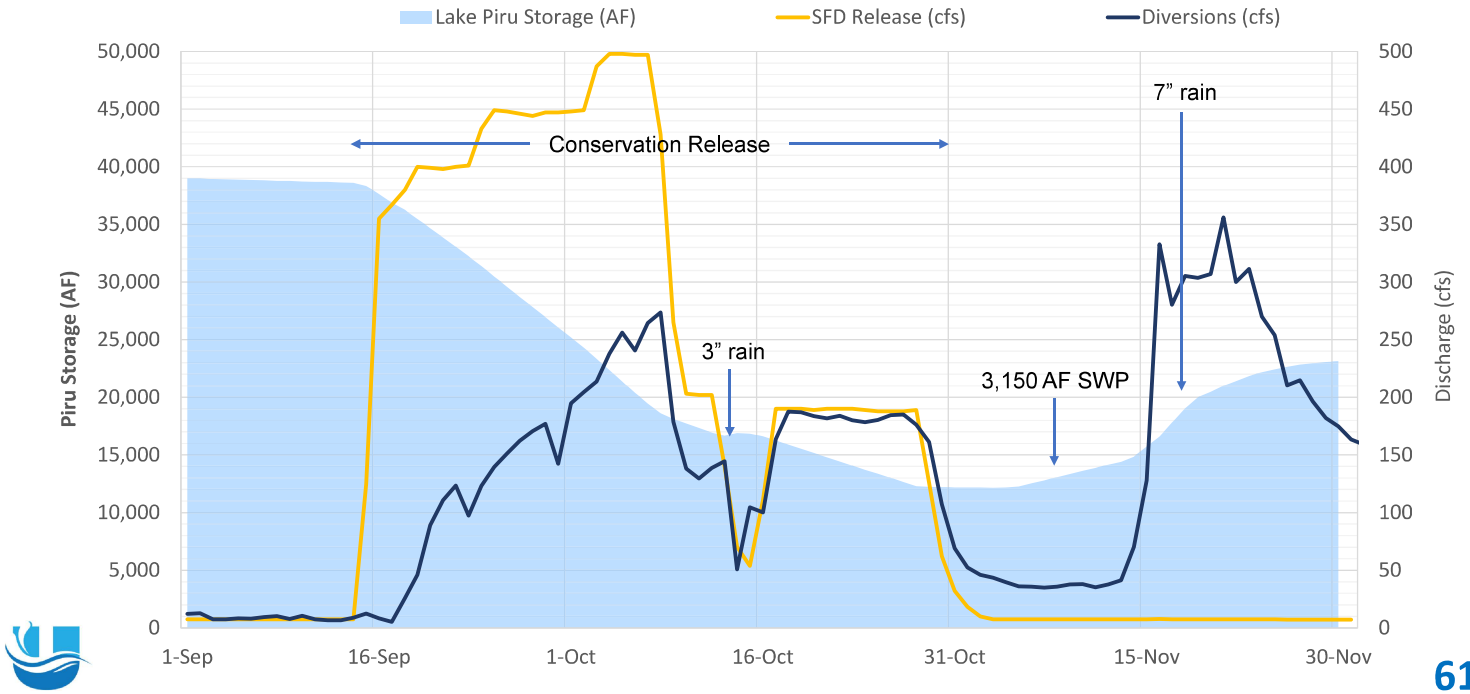




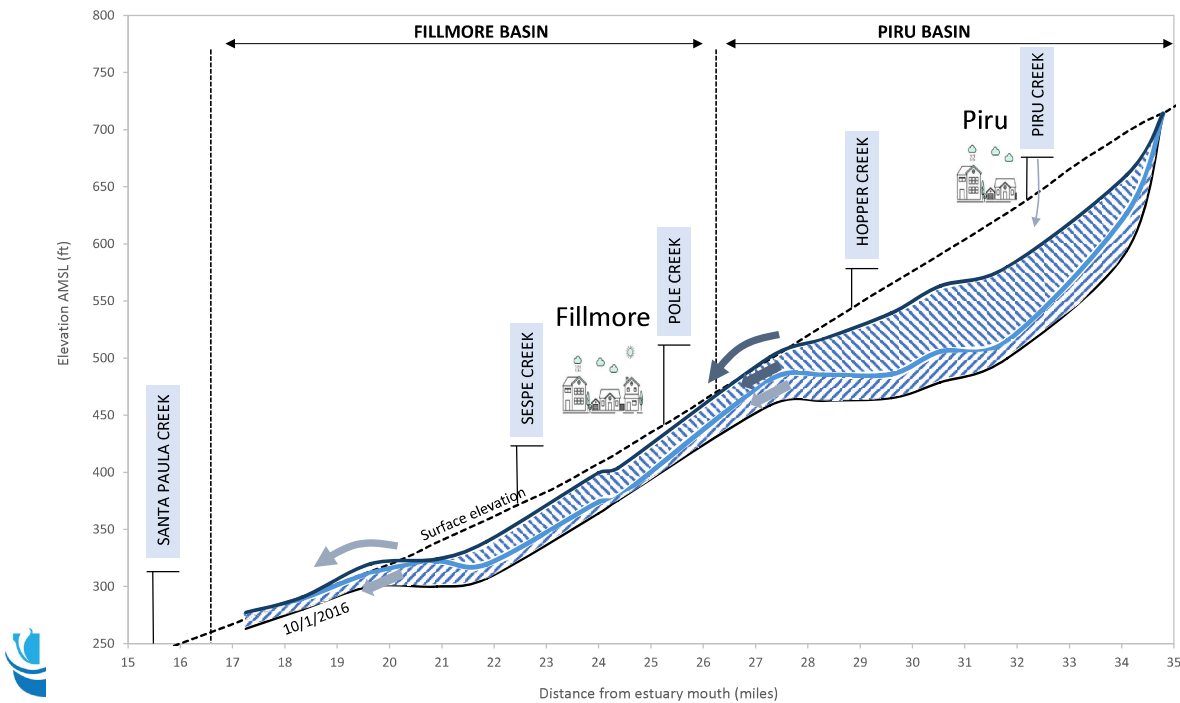
Location of all manual discharge measurements in WY2025

Reservoir Operations

Total Release:	27,500 acre-feet
Diversions at Freeman:	13,300 acre-feet
Recharge to Upper Basins:	14,200 acre-feet



Interconnected Piru & Fillmore Basins

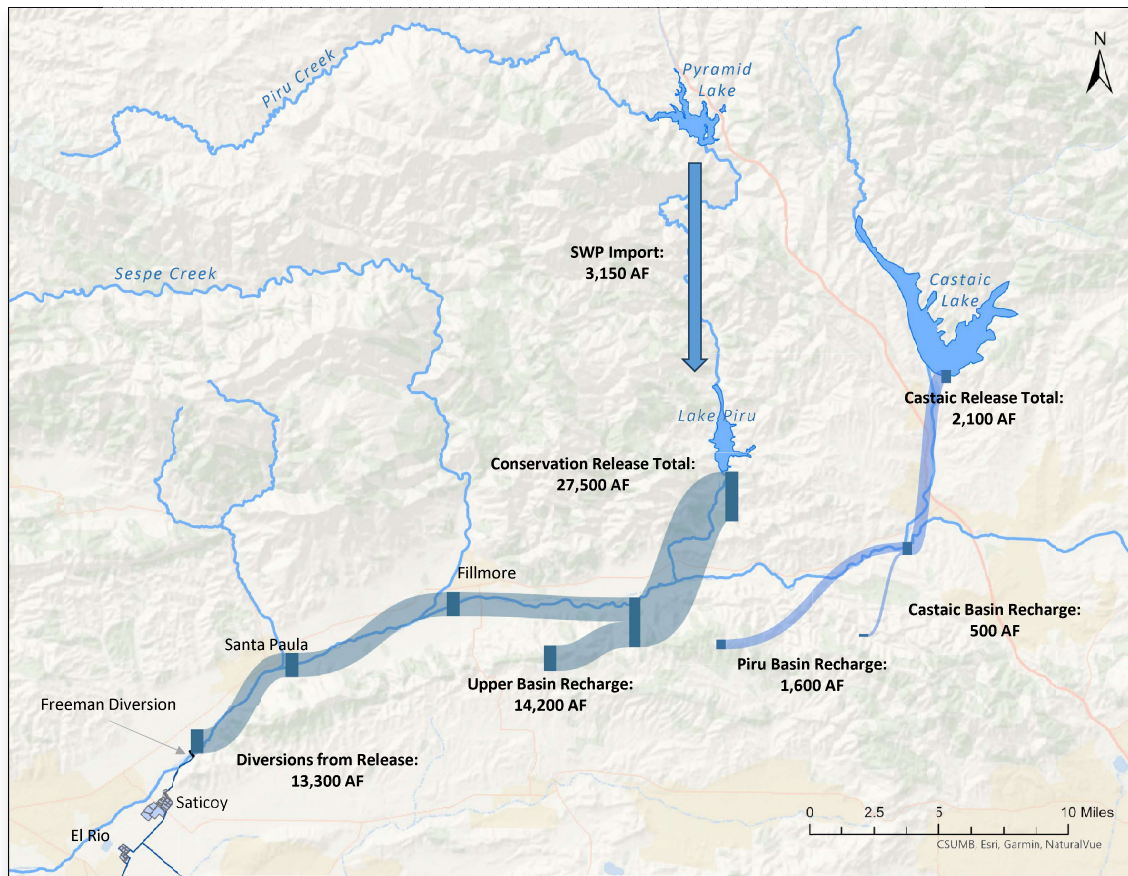


Releases

Castaic Flood Flows:
April 15 – 30

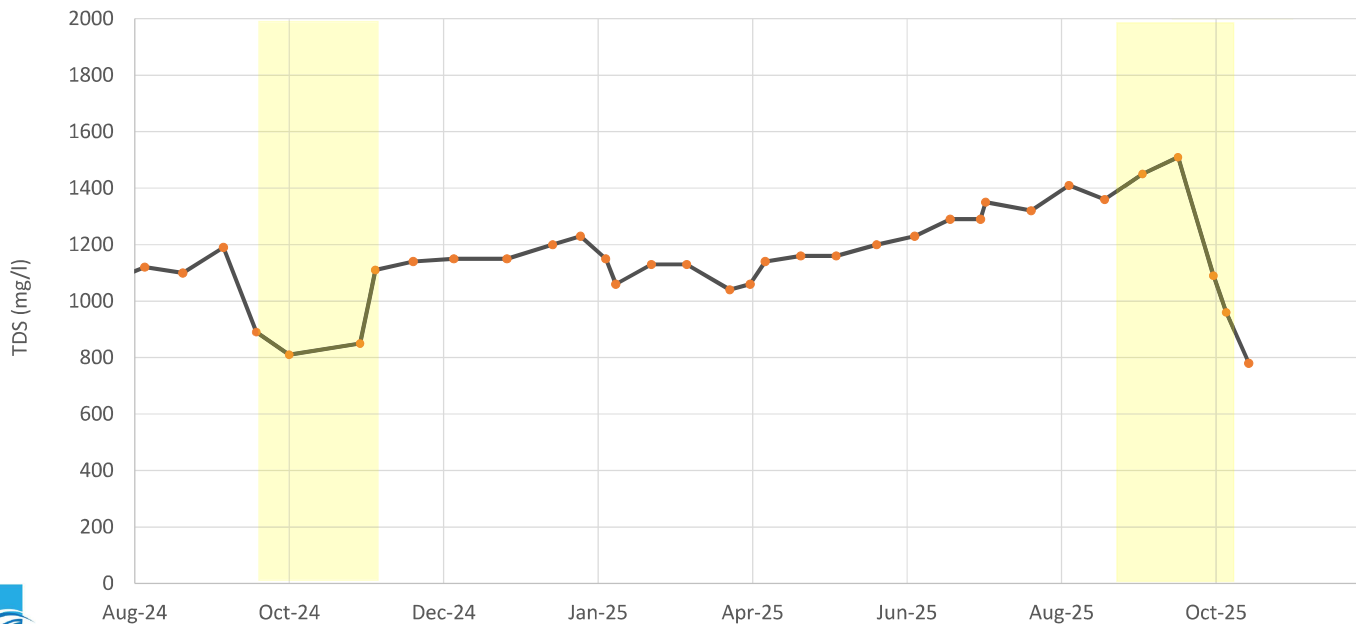
Lake Piru Conservation Release:
Sept 15 – Nov 1

SWP Import to Piru:
Nov 3 – 14



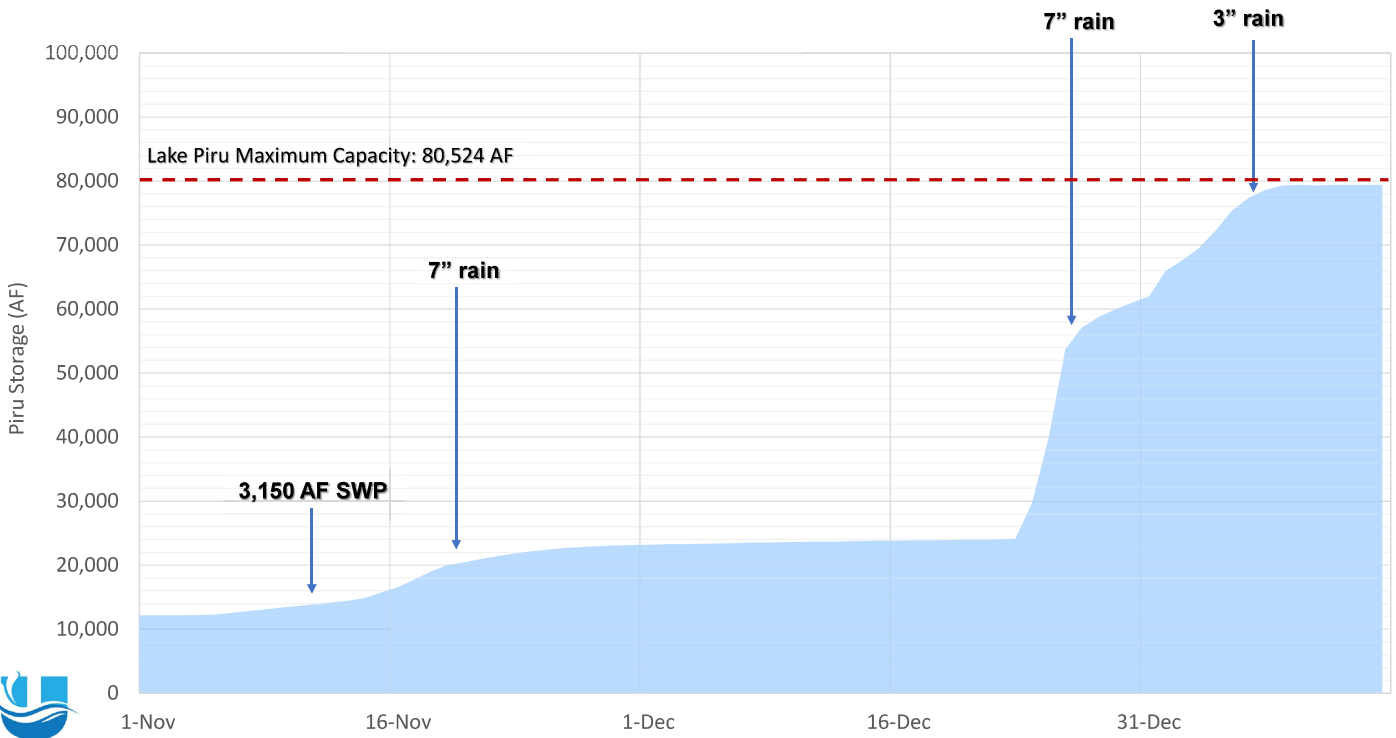
Surface Water Quality at Freeman Diversion

Santa Clara River at Freeman Diversion

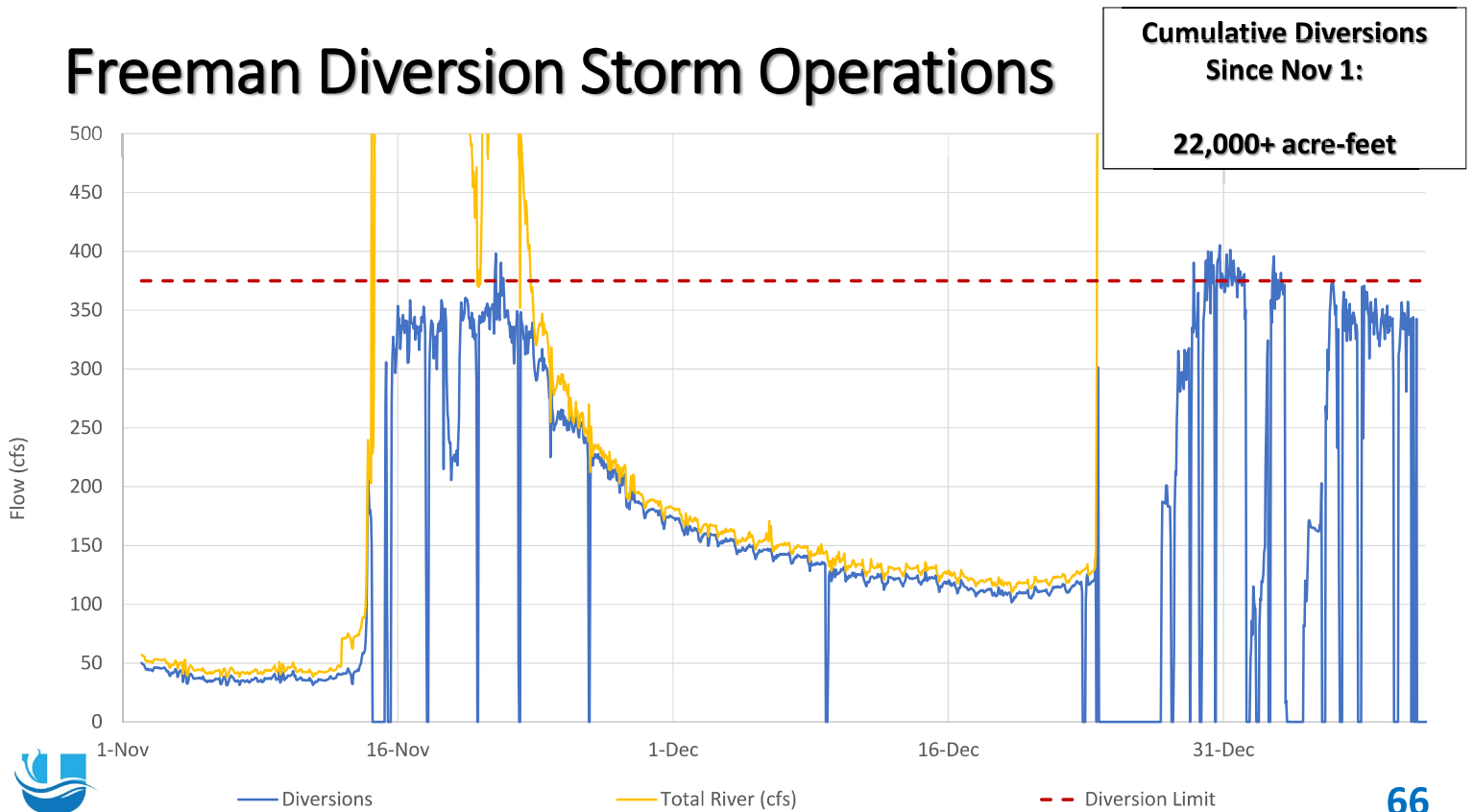


Lake Piru Current Volume

As of January 8, Lake Piru is 99% full!



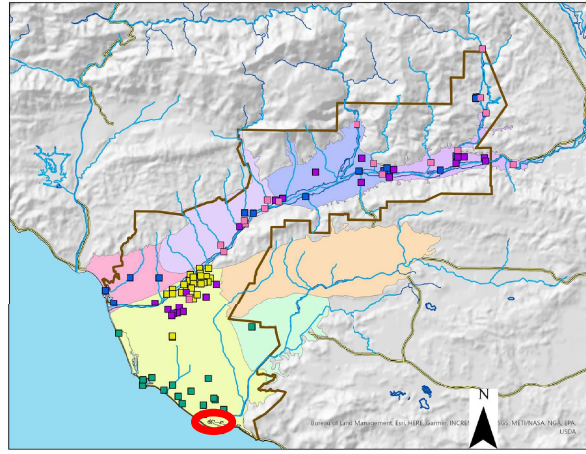
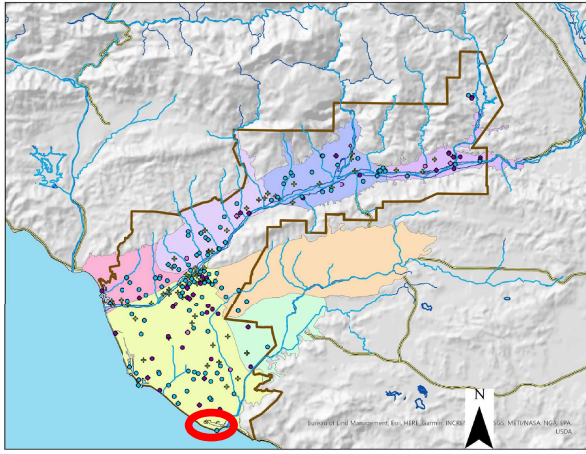
Freeman Diversion Storm Operations



Groundwater Monitoring Network

Water Levels

Water Quality



Water Level Network

- Wells measured Bimonthly
- Wells measured Monthly
- Key wells
- + Wells with Transducers

Water Quality Network

- Surface Water Locations
- Production Wells
- Non-Coastal, Monitoring Wells
- Forebay, Monitoring Wells
- Coastal, Monitoring Wells





PRESENTATION OF THE DISTRICT GROUNDWATER SUSTAINABILITY IMPLEMENTATION PLAN (GSIP)

**Presented by: Dr. Bram Sercu, Water Resources Supervisor
UWCD Board Meeting, January 14, 2026**



What is Groundwater Sustainability Implementation Plan (GSIP)?

- Expands on Groundwater Sustainability Plans (GSPs) and 5-Yr Periodic Evaluations
- Identifies suite of United projects that support sustainability for United's service area
- No pumping cutbacks
- Includes Updated Allocation Ordinance
- Includes construction timeline
- Estimates cost and rate impacts



United Projects

Existing

- PTP system/SCR Flex Allocation
- Saticoy Storage Program
- Supplemental SWP water purchasing

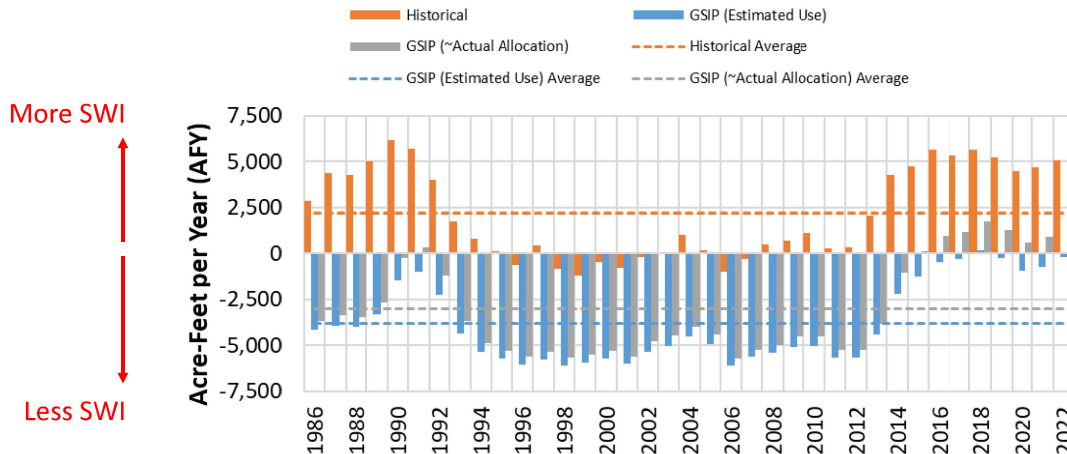
Capital Improvement Projects

- Santa Felicia Dam Rehabilitation (outlet works, spillway)
- Freeman Diversion Improvements (ladder, intake, conveyance)
- Iron and Manganese Treatment Plant
- Recycled Water
- Extraction Barrier Brackish Water Treatment (EBB)



Sustainability

- OPV GSPs demonstrated that projects meet predicted pumping demand
- GSIP modeling confirms and shows sustainable conditions during recent drought



Allocation Plan

- United’s allocation proposal has been circulated since April 2025
- Wellhead based
- 2005-2014 Base Period
- In-lieu program for all operators
- Two-year true-up period, automatic transfers



Projects Schedule

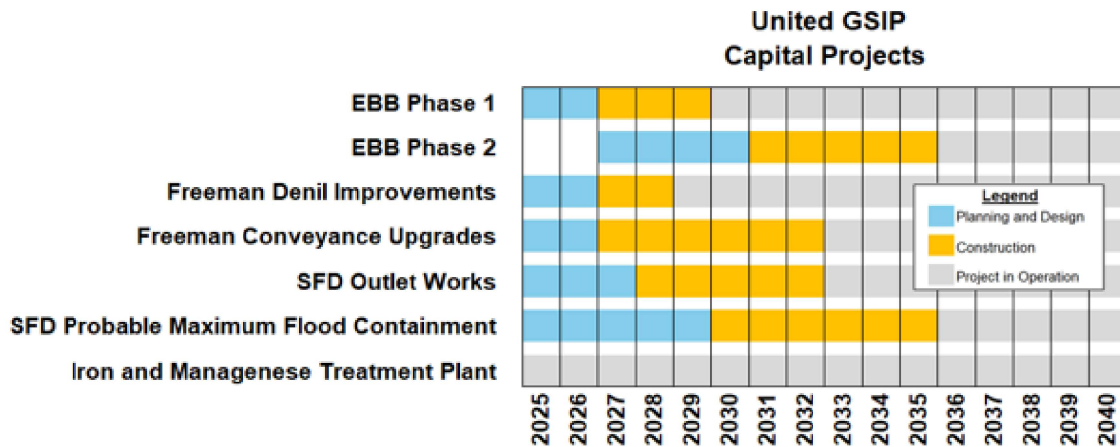


Figure 6-1 - Sequencing of United's major capital improvement projects. To reduce rate spikes, United has planned to stagger the most capital-intensive phases of major projects. Projects will still be completed in time for sustainability deadlines with the staggered schedule.



Projects Cost

CIP Project Number	Description	Current Estimated Total (2025 dollars)	Construction Duration (years)
8001	Freeman Denil Improvements	\$63M	2
8018	Freeman Conveyance System Upgrade	\$10M	6
8002	SFD Outlet Works Improvement	\$206M	5
8003	SFD Spillway Improvements	\$109M	6
8019	EBB - Phase 1	\$53M	3
8019	EBB - Phase 2	\$372M	5
NA	Supplemental State Water Purchases	\$5M	NA
TOTAL		\$770M	



Projects – Grant Funding

Project	Grant	Award Amount
EBB Phase 1 - Implementation	SWRCB Prop 1 Groundwater Grant Program Round 3 - Implementation	\$8,449,062
EBB Phase 1 - Monitoring Well Construction and Data Collection	DWR Sustainable Groundwater Grant Program Round 1 - Implementation	\$1,317,900
Freeman Denil Improvements	FY24 USBR DOI <u>WaterSMART</u> : Environmental Water Resource Projects - Round 1	\$3,000,000
Freeman Denil Improvements	FY23 USBR DOI <u>WaterSMART</u> Aquatic Ecosystem Restoration Projects	\$20,000,000
Freeman Conveyance System Upgrades	DWR Prop 1 Integrated Regional Water Management Grant Program Round 2 - Implementation	\$1,000,000
Freeman Conveyance System Upgrades	DWR Sustainable Groundwater Grant Program Round 1 - Implementation	\$1,010,300
SFD Maximum Flood Containment	FY22 FEMA High Hazard Potential Dams Grant	\$113,750
EI Rio Iron and Manganese Treatment Project	DOD Defense Community Infrastructure Program	\$4,230,133
EI Rio Iron and Manganese Treatment Project	DWR Prop 1 Integrated Regional Water Management Grant Program Round 1 - Implementation	\$3,120,887
PTP Recycled Water Interconnection	DWR Sustainable Groundwater Grant Program Round 1 - Implementation Round 1 - Implementation	\$4,615,856
PTP Recycled Water Interconnection	NRCS Conservation Innovation Grant	\$340,480

**Total Amount
\$47,198,368**

Table 6-2: Grants received for sustainability projects. This table includes grant awards for United's Sustainability Projects



Estimated rate trends – Pay as you go

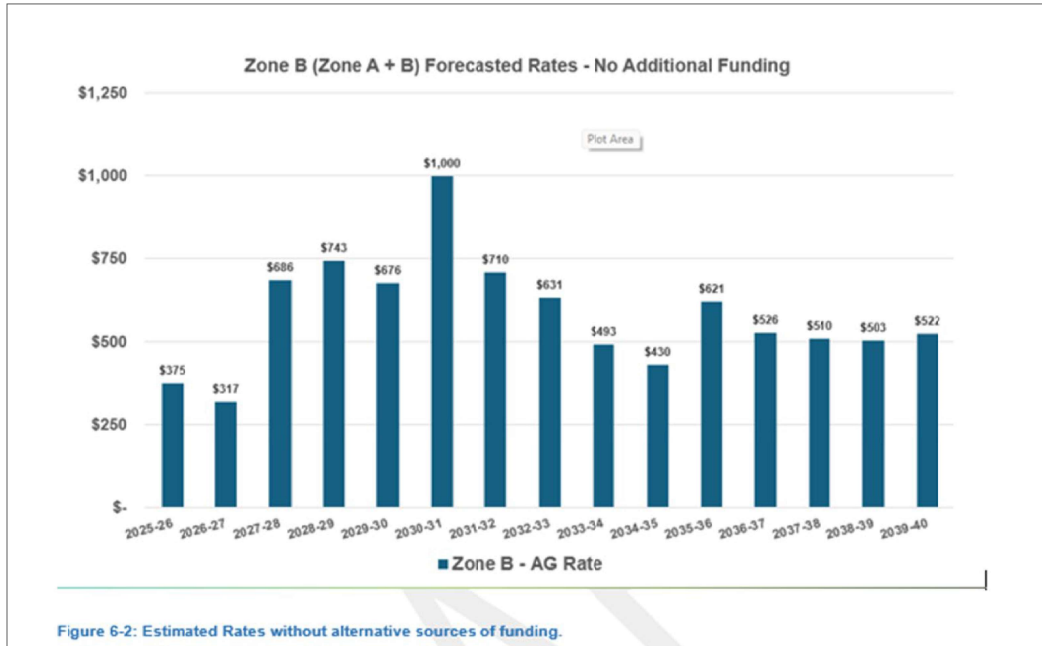


Figure 6-2: Estimated Rates without alternative sources of funding.

*Assumes EBB phase 2 funded from non-rate sources



Estimated rate trends – Pay as you go



Figure 6-3: Estimated Rate assuming loan, grant, and bonds.

*Assumes EBB phase 2 funded from non-rate sources



Alternative Scenarios

GSIP

- CIP cost \$770M
- Maintain/exceed current demands

Status Quo

- UWCD funds SFD rehab and Freeman Improvements to maintain current yields (~ safe yield of 57,250 AFY)
- CIP cost = \$383M
- Zone B + 43% compared to pumping at SY
- Zone B + 28% compared to current pumping

No Action

- UWCD assets fail and basins rely mostly only native yield (~ 21,500 AFY)
- Major changes in United operations and expenses



Allocations Exceed Sustainable Yield!

- GSP 5-Yr Period Evaluation Sustainable Yield = 82,000 AFY
- FCGMA Allocation Ordinance Total Allocations = 91,114 AFY
- Potential solutions:
 - Adjust allocation down (rely on decreasing water use trends)
 - Simulate increased pumping stresses to increase SY
 - Include additional projects to increase SY



Path Forward

- Make GSIP available to FCGMA and stakeholders
- FCGMA amends Allocation Ordinance to include United's proposal
- UWCD continues progress with funding and implementation of projects
- Update GSIP with projects by other agencies
- Garner regional support for GSIP
- Disengage from OPV basin adjudication process



Questions?





Administrative Services Department Monthly Update

January 14, 2026

Finance Update

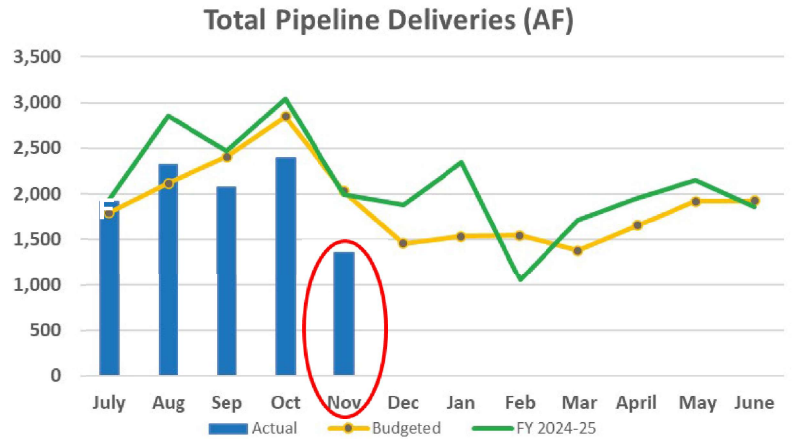
Brian H. Zahn
Chief Financial Officer



November 2025 Pipeline

	Actual AF	Budget AF	Variance AF	Actual \$
OH	986	960	26	\$1.2M
PTP	221	500	(278)	\$144K
PV	139	569	(430)	\$64K

Year-to-date deliveries are 10% below budget and 18% below prior year.



Finance Department

- **Financial Audit's** – complete
- **Annual Comprehensive Financial Report** – published
- **Budget Templates** – sent out in December
- **Budget Strategies** – met with Executive Board Jan 12, 2026
- **AP Workshop** – scheduled for Jan 28, 2026





Administrative Update

Josh Perez
Chief Human Resources Officer

Human Resources

- Working on recruitment for the Senior Hydrogeologist position
- Implemented California's 2026 Minimum Wage Law which impacted several positions
- Onboarded three Part Time Environmental Services Field Assistants
- A new Technology Systems Intern is set to start on January 5, 2026
- Processed several Lake Piru Camp Host resignations, set to initiate recruitment for new season in early January



Risk Management

- Submitted 2023 Winter Storms Disaster Recovery Closeout documentation for all projects except for the large debris removal effort
- Supported Engineering with submission of Annual Security Compliance Certification to FERC and with Annual SFD Saticoy Duty Operator Dam Safety Crossover Training
- Oversaw physical installation of Dam Siren Replacement above Fire Station 28 in Piru
- Coordinated Annual First Aid Refill of First Aid Kits in District vehicles and cabinets at District facilities
- Coordinated elevator and fire contractors testing requirement per Cal/OSHA Order to receive new permit



Information Technology

- **System Maintenance, Cybersecurity, and Optimization Initiatives**
 - During December, Technology Systems initiated the procurement process for three 24-port network switches to be installed at the Lake Piru facilities
 - Phishing Campaign – highlight of success
- **Technological Equipment Life Cycle – Deployment Progress**
 - Continued replacing unsupported equipment using a proactive approach that helps reduce the long-term security exposure and operational risk associated with that equipment hardware
- **Infrastructure and System Optimization Initiatives**
 - Coordinated secure remote access to support Ventura County Watershed Protection District and law enforcement partners while ensuring access controls





Questions



Public Outreach and External Affairs

Tara Mulally
Public Outreach and
External Affairs Manager

January 14, 2026

Outreach Events

Tours Provided

- **Isbell Middle School** Diversion Tour (December 16)
- **AWA** Diversion Tour (December 16)

Events Attended

- **AWA** Holiday Event (December 9)
- **Piru** Christmas Parade and Festival (December 13)

Upcoming Tours

- January Quarterly Tour (January 28)

Upcoming Events

- Native Plant Fest (January 24)



Successes

Quarterly Tour Launch

- Attendees: 15 Registrants
- E-Blast Distribution:

Overview ⓘ

Sends ⓘ

866

Open rate ⓘ

58.6%

United Social Media Analytics

- Facebook: 98% View Increase (3,050 New Viewers)
- LinkedIn: 467 Followers (19 New Followers)
- Instagram: 9 Followers
- Nextdoor: 44 Interactions

Lake Piru Social Media Analytics

- Facebook: 2,676 Followers
- Instagram: 1,387 Followers



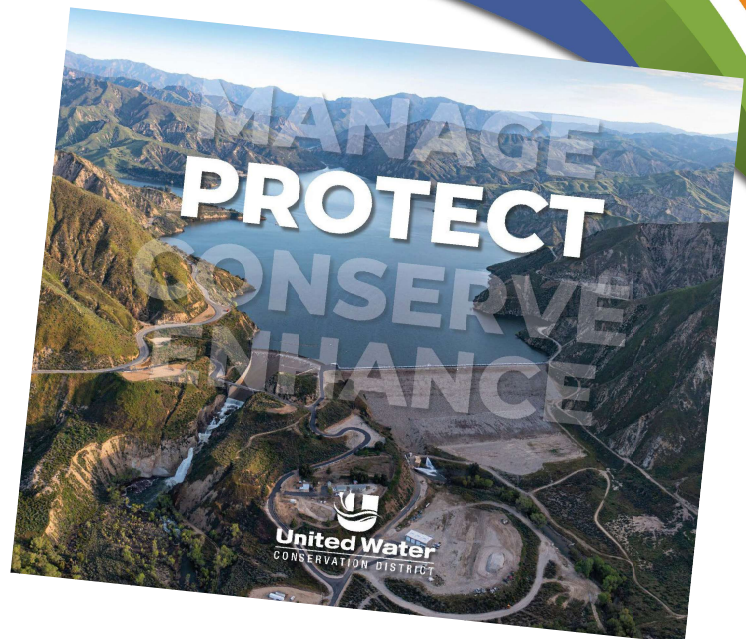
Media Buy Overview

- **TV**
 - KEYT Commercial
 - KEYT Half Hour Paid Programming (1 @ 11:30 a.m. weekday and 1 @ 5 p.m. Sunday per month)
- **Digital**
 - Display (General)
 - Creative Retargeting Display
 - Pre Roll (English)
 - Pre Roll (Spanish)
 - Run of Network (KEYT)
 - SEM (Search Engine Marketing - 40 clicks per month)
 - Custom Branded Content (VC Star)
 - Display (VC Star Homepage)
 - Website Retargeting
- **Print**
 - VC Star Insert
 - VC Reporter (Half Page Ad)
- **Social Media**
 - Social Ads (VC Star)
- **Radio/Audio**
 - Audio Engage (Spanish)
 - Audio Engage (English)
 - KXLM
 - KUNX
 - KVEN
- **Email**
 - Email Campaign (Spanish)
 - Smart Email (VC Star)
 - E-Newsletter Sponsorship (VC Star)
- **Outdoor**
 - Billboard (Ventura Auto Center)
 - Lotus Outdoor Digital



Upcoming Initiatives

- Interactive Project Map
- Website Content Refresh
- Legislative Webpage
- Funding Educational Campaign Launch





ENGINEERING DEPARTMENT

Monthly Update

January 14, 2026

Santa Felicia Dam Regulatory Compliance



End-of-Year FERC SFD Reporting Schedule

Report	Filing Date
Dam Safety Surveillance and Monitoring (DSSMR)	By December 31, 2025
Emergency Action Plan (EAP) Status Report	
Annual Security Compliance Certification (ASCC)	
Owners Dam Safety Program (ODSP) and Annual Comprehensive Dam Safety Evaluation (CDSE)	




Annual SFD EAP Binder Update



December 11, 2025 – SFD/Saticoy Duty Operator Dam Safety Cross-Training





Collaboration with U.S Navy Seabees

- **Site Tour with LCDR Rossman** to review prospective projects at LPRA, SFD and Saticoy Basins
- **FIRST Naval Construction Regiment (1 NCR)** is stationed at NBVC Port Hueneme
- **Innovative Readiness Training Program** provides military training opportunities that provide services to the community



December 22, 2025



EBB WTP – Site Approval Requests



	30% Design Plans	Phase 1 SAR	Phase 1A SAR
Description:	Includes construction of seven (7) extraction wells at five (5) well sites, manifold pipelines, and discharge facility.		Includes remaining field activities (power monitoring study, potholing, temporary piezometer well installation, soil resistivity testing).
UWCD submitted to NBVC:	Apr 22, 2025	Jun 27, 2025	Jul 22, 2025
NBVC submitted RFI to UWCD:	May 21, 2025	Dec 5, 2025 (requested relocation of extraction well sites)	Nov 3, 2025
UWCD responded to RFI from NBVC:	Jun 19, 2025	Dec 19, 2025	Dec 2, 2025
Approval from NBVC:	<input type="checkbox"/> Pending	<input type="checkbox"/> Pending	<input checked="" type="checkbox"/> Nov 21, 2025



Asset Management



Digitization Project

- Over 40 boxes and 43,000 individual items
- Historical physical media stored in old Farmer's Insurance office
- Files, drawings, photo binders, and other miscellaneous items
- Contract executed with ARC Document Solutions, Inc.



THANK YOU



ENVIRONMENTAL SERVICES DEPARTMENT UPDATE


January 14, 2026



Environmental Compliance



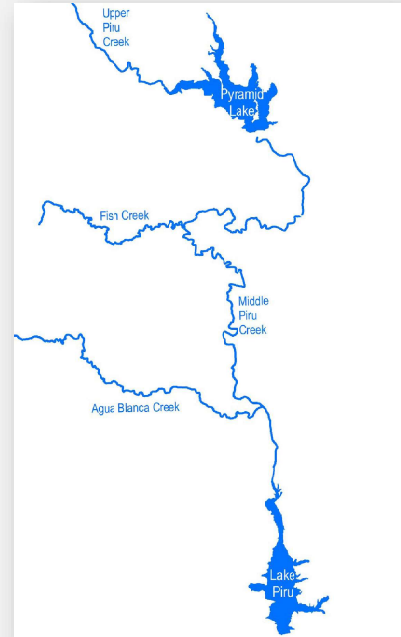
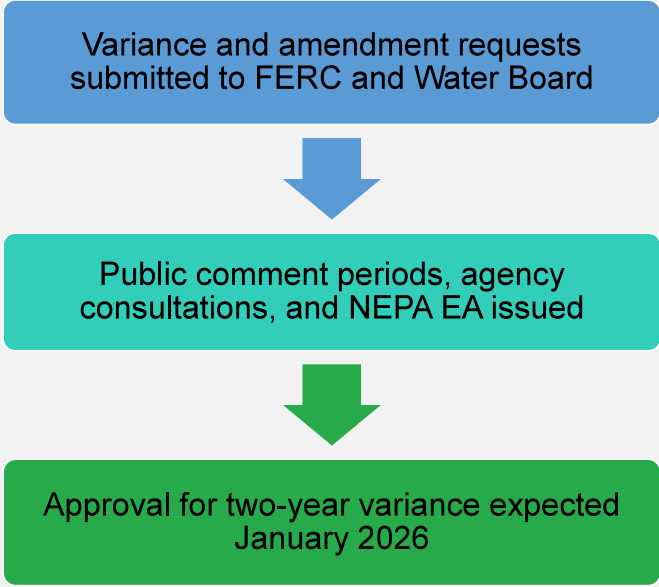
2025 Annual Reporting



Jan 8, 2026
Freeman permit
applications submitted



Increased State Water Imports



Thank You!

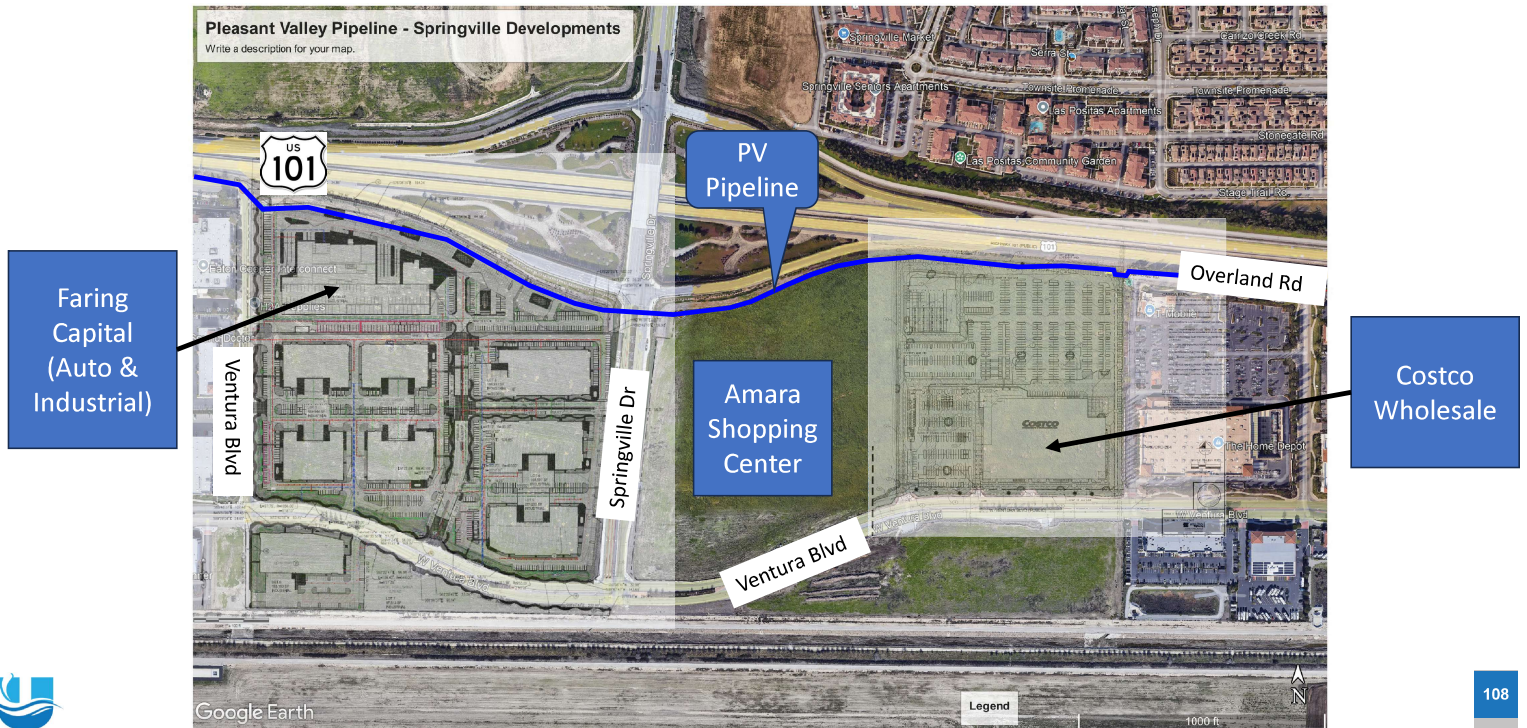




Motion Items 5.1 and 5.2 Related to Costco Development

January 14, 2026

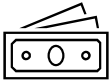
Pleasant Valley Pipeline



Costco Development - Background



Limit impact to existing pipeline



Pre/Post Inspection funded by Costco



Indemnification and hold harmless to protect District




Additional easement for O&M access



Motion Item 5.1: Authorize the Indemnification Agreement by and between United Water Conservation District and Costco Wholesale Corporation



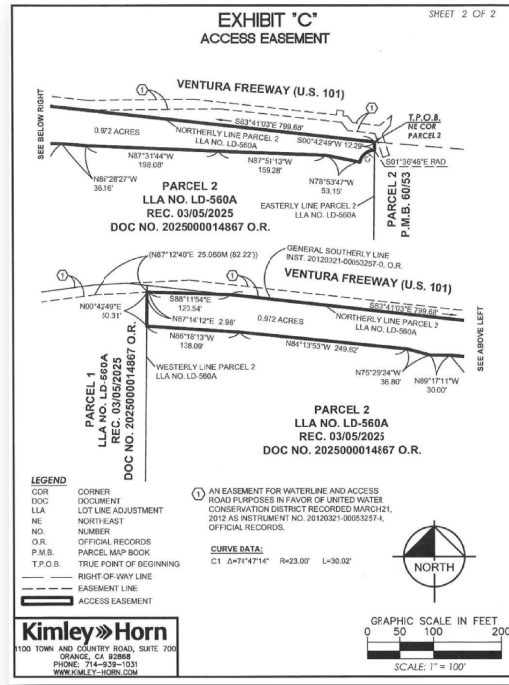
- **Mitigates liability from development adjacent to PV Pipeline**
- **Protects from impact by Costco to District's O&M of PV Pipeline**
- **District legal counsel assisted with development and review**



Motion Item 5.2: Accept Permanent Access Easement from Costco Wholesale Corporation for the Pleasant Valley Pipeline



- Provides sufficient access for operation and maintenance purposes
- Prohibits future obstructions adjacent to the pipeline
- District legal counsel assisted with development and review





Presentation of the Annual Financial Audit for the Fiscal Year Ended June 30, 2025

January 14, 2026

Management's Responsibilities

- The preparation and fair presentation of the financial statements in accordance with US GAAP
- Design and implementation of internal controls
- Evaluate if there are any conditions which indicate doubt of continued financial viability
- Complying with the requirements of federal award programs

Auditors' Responsibilities

- Conduct the audit in accordance with:
 - Generally accepted auditing standards
 - Government Auditing Standards
 - State Controller's Minimum Audit Standards for California Special Districts
 - Uniform Guidance
- Exercise professional judgment, and professional skepticism
- Conduct a risk-based approach to the audit
- Understand the entity's internal control structure
- Evaluate significant accounting estimates for reasonableness
- Evaluate if there are any conditions which indicate doubt of continued financial viability



Introductory Section

- Provides a letter from management highlighting key financial information
- Includes an overview of the organization's mission and structure
- Summarizes major achievements and challenges during the fiscal year
- Presents a message on the financial health and outlook
- Sets context for detailed financial statements and audit results



Financial Section

- Presents detailed financial statements including balance sheet and income statement
- Includes notes explaining accounting policies and significant financial details
- Shows changes in financial position through cash flow statements
- Provides management's analysis of financial performance and condition
- Presents detailed information on required supplementary information:
 - Pension schedules
 - OPEB schedules



Statistical Section

- Provides additional context and historical data to help users understand the financial statements
- Content:
 - Financial Trends: Shows how the government's financial position has changed over time.
 - Revenue Capacity: Provides information on the government's ability to generate revenue.
 - Debt Capacity: Offers insights into the government's debt levels and ability to issue additional debt.
 - Demographic and Economic Information: Includes data on the population, employment, and economic conditions.
 - Operating Information: Details on the government's operations and resources.



Audit Results

- **Unmodified** auditors' opinion
- Report on Internal Controls and Compliance
 - No material weaknesses identified
 - No significant deficiencies identified
 - No material noncompliance identified
- Change in accounting policies for GASB 101, *Compensated Absences*
- Estimates are reasonable
 - Pension and OPEB liabilities
- No difficulties encountered during the audit
- No corrected or uncorrected misstatements
- No disagreements with management
- No fraud, waste, or abuse identified



Key Financial Metrics

United Water Conservation District

- Current Ratio = **9.9**
 - Measures Liquidity
- Unrestricted Equity to Expenses = **0.8**
 - Measures Reserves

Industry Benchmarks

- Current Ratio = Greater than 1.5
- Unrestricted Equity to Expenses = Greater than 0.2

Comparison to Other Local Govt.

- Calleguas Water District (2024)
 - Current Ratio = 7.9
 - Unrestricted to Expense = 1.8
- Triunfo Water & Sanitation (2024)
 - Current Ratio = 9.1
 - Unrestricted to Expense 4.4
- City of Oxnard (2024)
 - Current Ratio = 3.8
 - Unrestricted to Expense = 0.0
- Ventura County (2024)
 - Current Ratio = 5.2
 - Unrestricted to Expense = 0.3



Significant Activities

- Change in net position increased by \$32.9M
- Capital assets increased by \$18.0M
- Long-term debts increased by \$9.9M
- Pension liability decreased by \$70,348
- OPEB asset increased by \$37,578



Questions?



Contact Us



www.lslcpas.com



Ryan.Domino@lslcpas.com



(949) 829-8299





STAFF REPORT

To: UWCD Board of Directors

Through: Mauricio E. Guardado, Jr., General Manager
Maryam Bral, Assistant General Manager
Bram Sercu, Water Resources Supervisor

From: Kathleen Kuepper, Hydrogeologist
Luke Bryden, Associate Hydrologist

Date: January 29, 2026 (February 11, 2026, meeting)

Agenda Item: **3.2 Monthly Hydrologic Conditions Report**
Informational Item

Staff Recommendation:

The Board will receive and file the Monthly Hydrologic Conditions Report for the District for the month of December 2025.

Summary:

Diversions, Recharge and Ag Pipeline Deliveries for Month of December 2025*

Activity	Amount (acre-feet)
Total Diversions at Freeman Diversion	8,325
Lloyd-Butler Mutual Water Company surface water use	NA
Recharge to Saticoy basins (metered + unmetered)	4,376
Recharge to Noble and Rose basins	218
Recharge to El Rio basins	3,273
Total Ag Pipeline Deliveries of water diverted at Freeman	457
Total Ag Pipeline Deliveries of water pumped from Saticoy Well Field	0
Recharge to Piru spreading grounds	0

*Provisional data. Final data are made available in the September Hydrologic Conditions Report of each water year.
NA = Not Available

Groundwater Basin Available Storage at End of Month of December 2025

Basin	Available Storage (acre-feet)
Oxnard Forebay	18,200

Precipitation for Month of December 2025

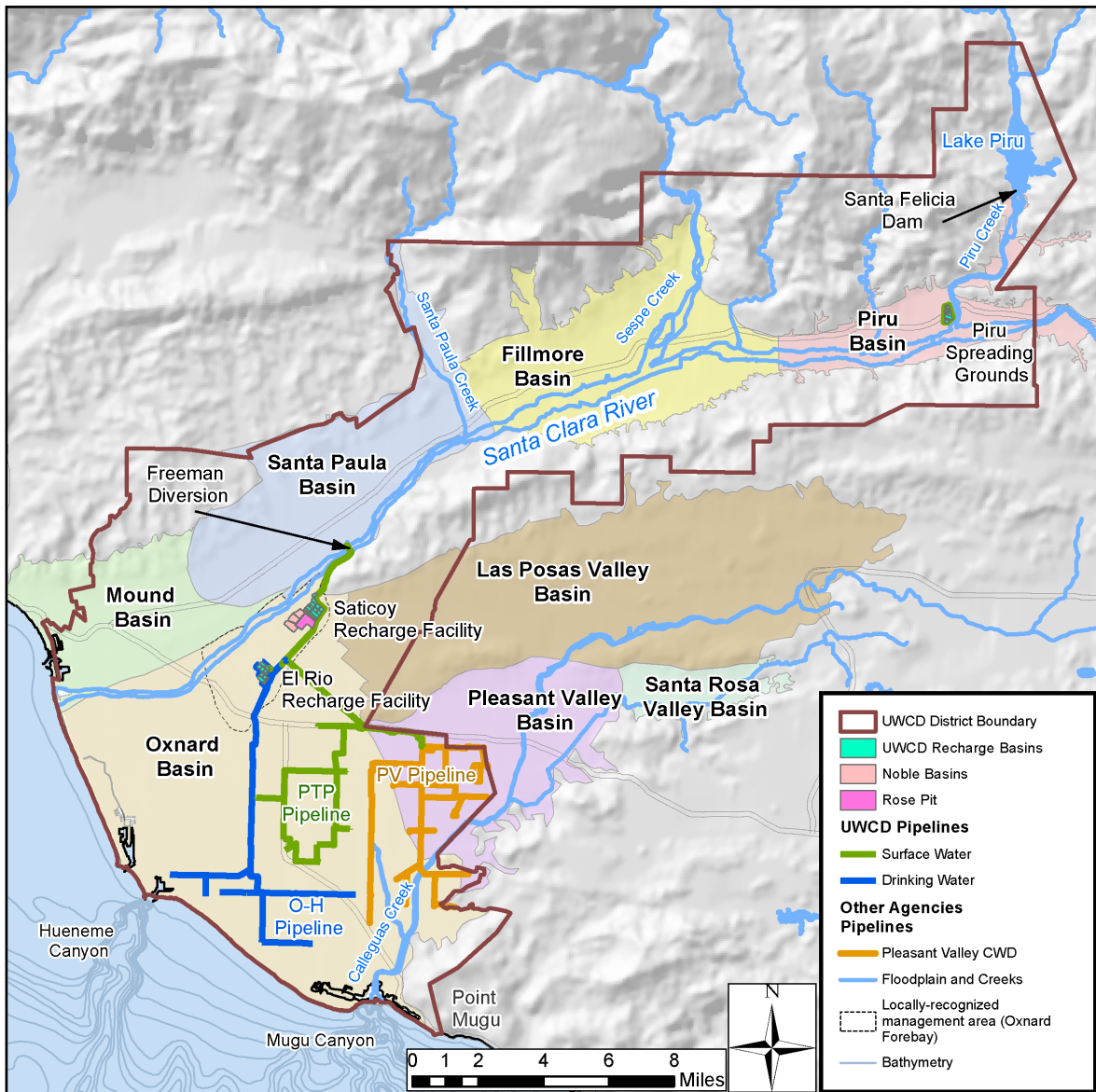
Location	Precipitation (inches)
Lake Piru	10.56
Santa Paula	8.33
El Rio	5.01



United Water CONSERVATION DISTRICT

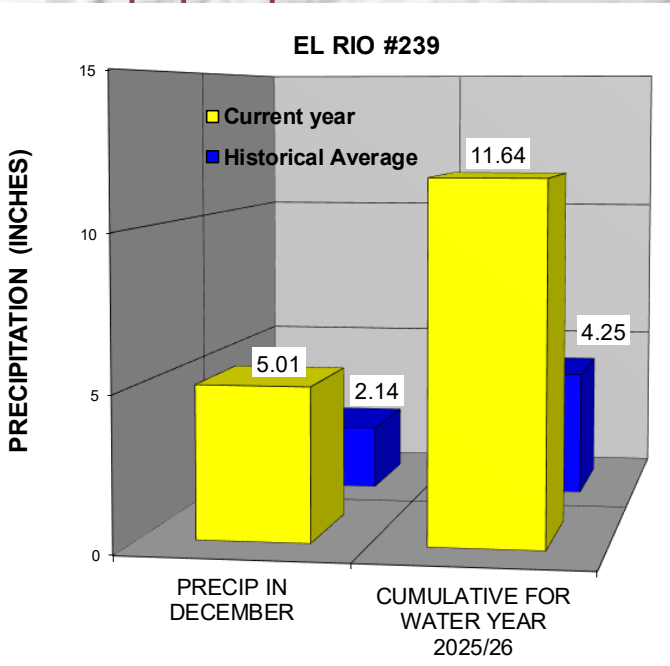
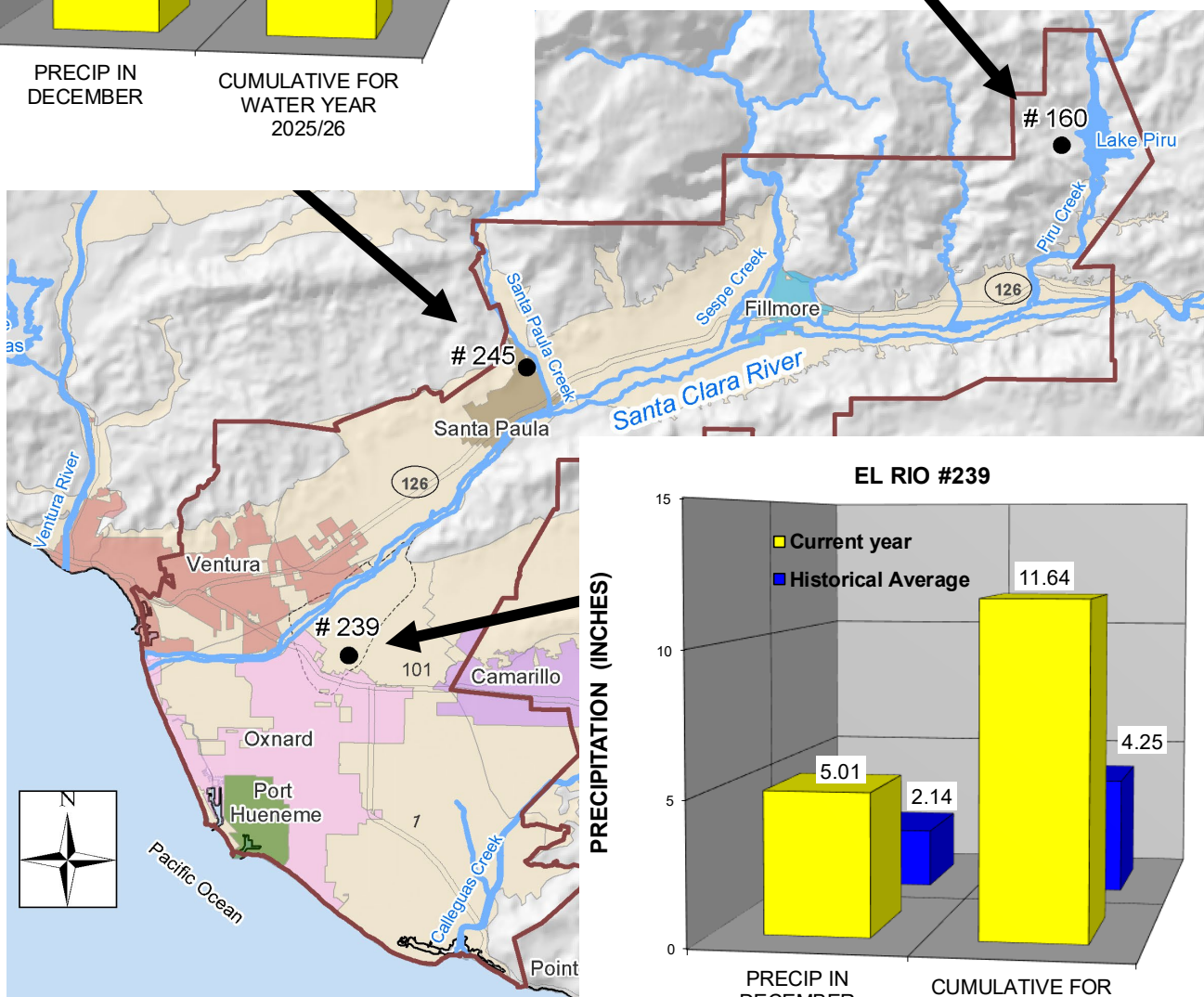
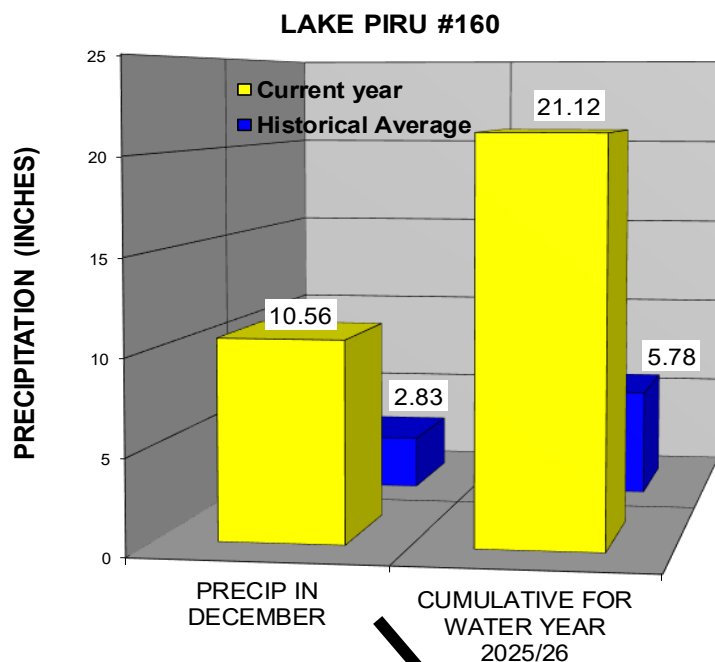
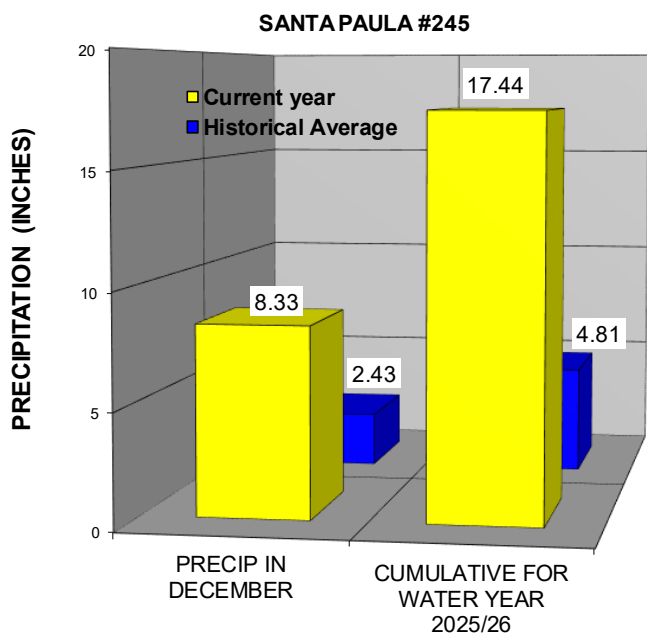
December 2025 Hydrologic Conditions Report 2025/26 Water Year

January 29, 2026



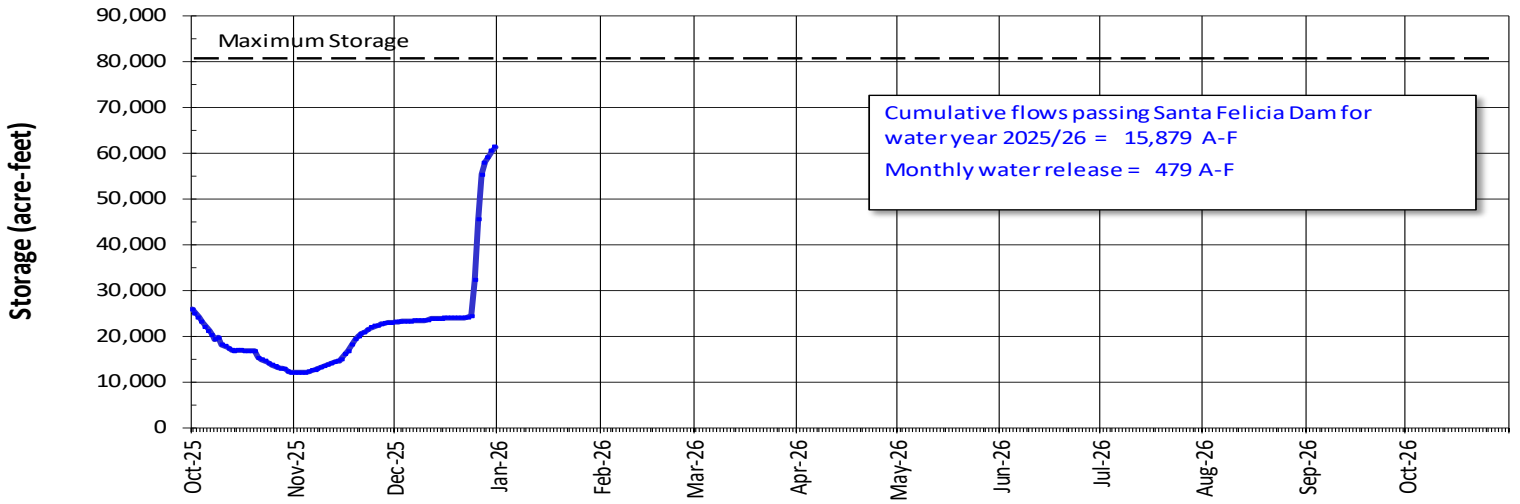
Note: This report may contain provisional data until final review at the end of the water year.

Precipitation



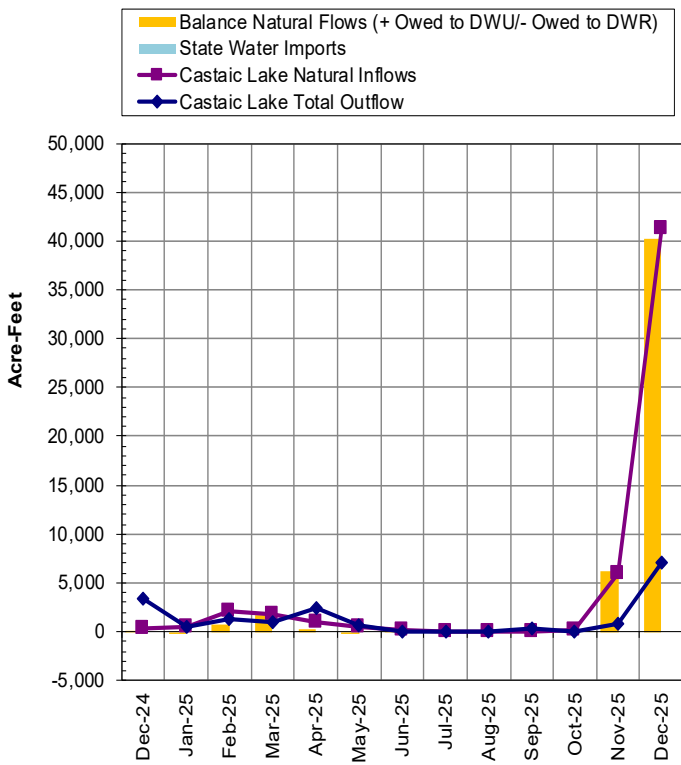
District-wide percent of normal precipitation = 338

Lake Piru Storage and Outflow

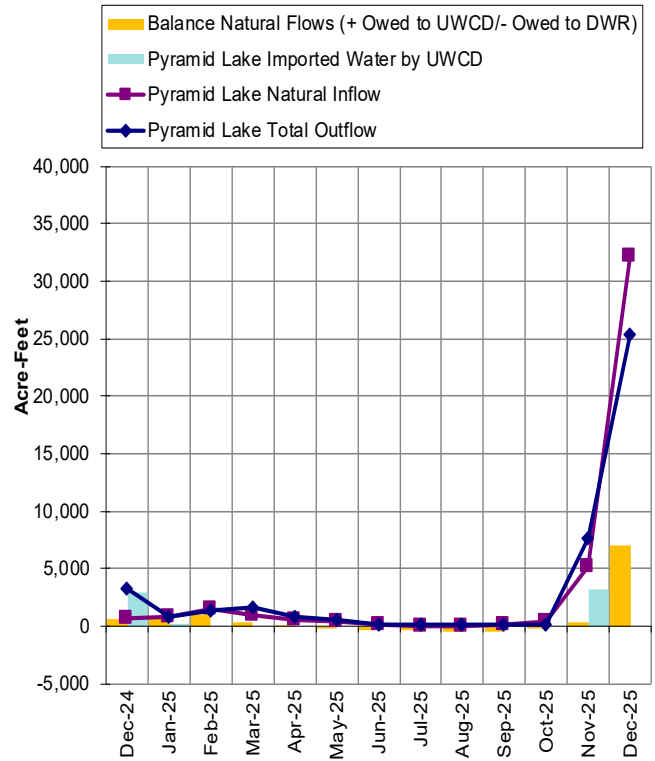


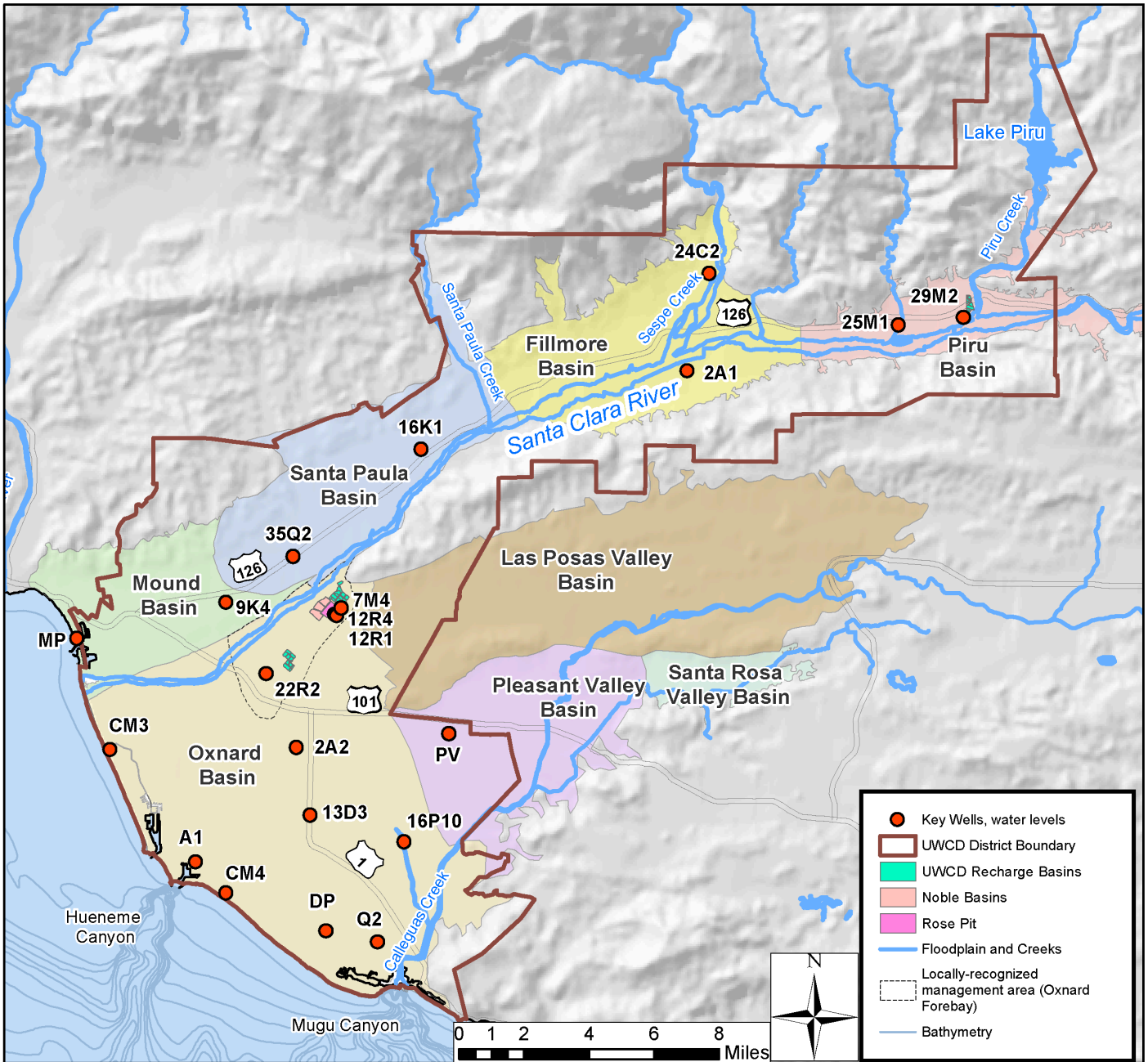
	Oct	Nov	Dec	Jan	Feb	Mar	Apr	May	Jun	Jul	Aug	Sep
Hydro Plant Outflow (Acre-Feet)	0	0	0									
Cumulative Hydro Plant Outflow (A-F)	0	0	0									

Castaic Lake releases to downstream water users (DWU)



Pyramid Lake releases to UWCD

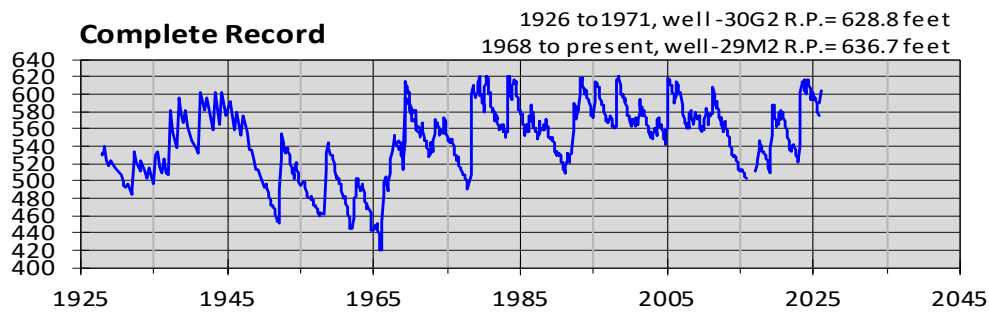
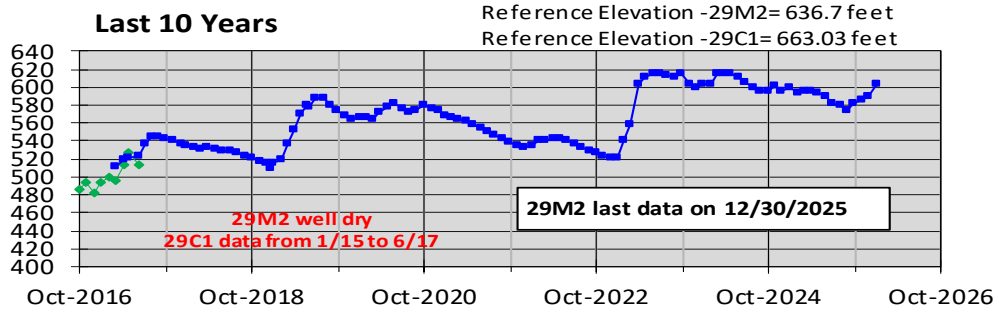




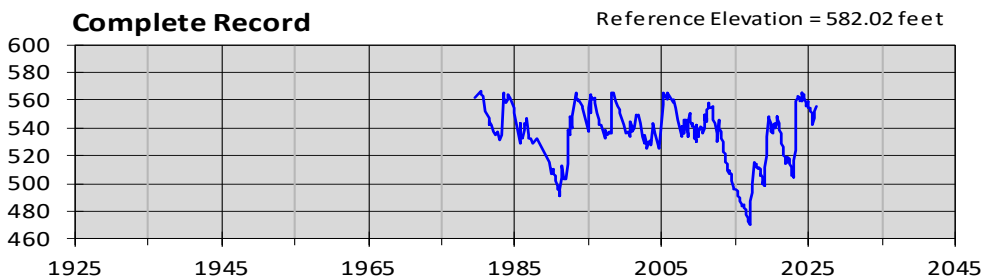
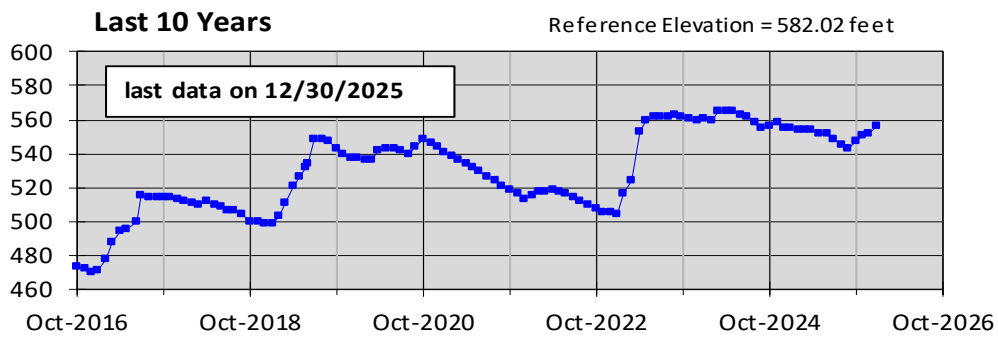
Locations of Key Wells, Monthly Groundwater Elevation Monitoring

Groundwater Elevation Records – Piru Basin

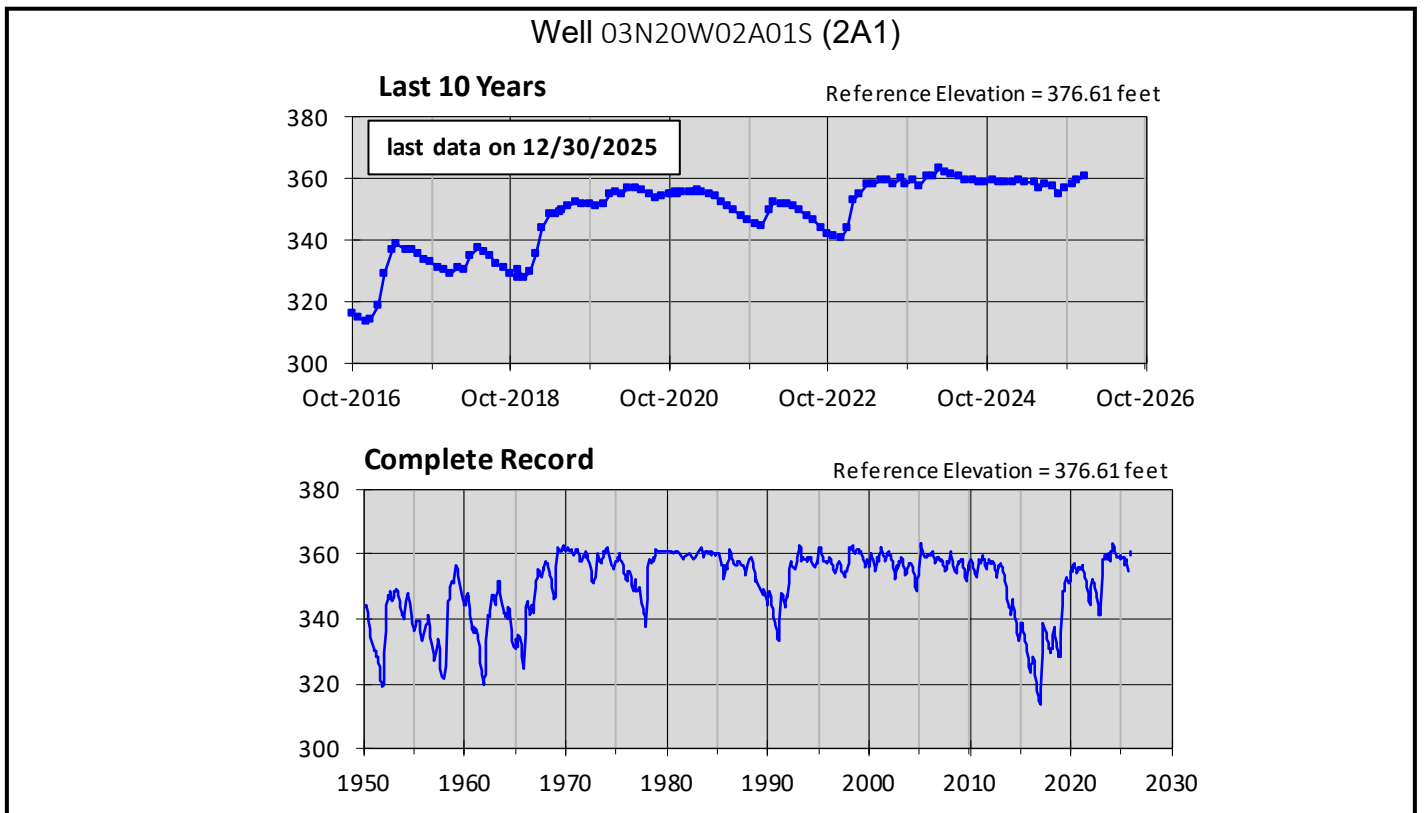
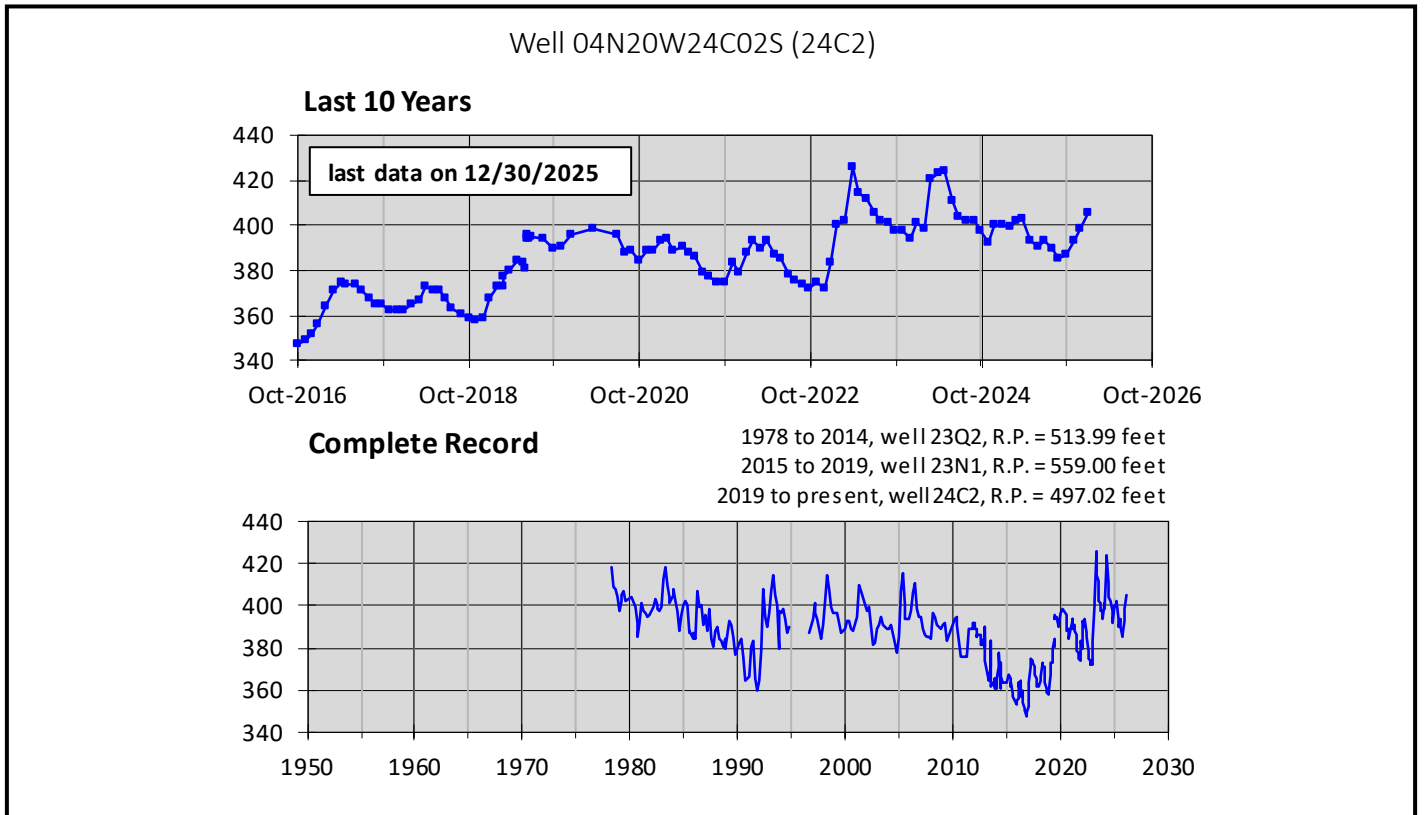
Well 04N18W29M02S (29M2)



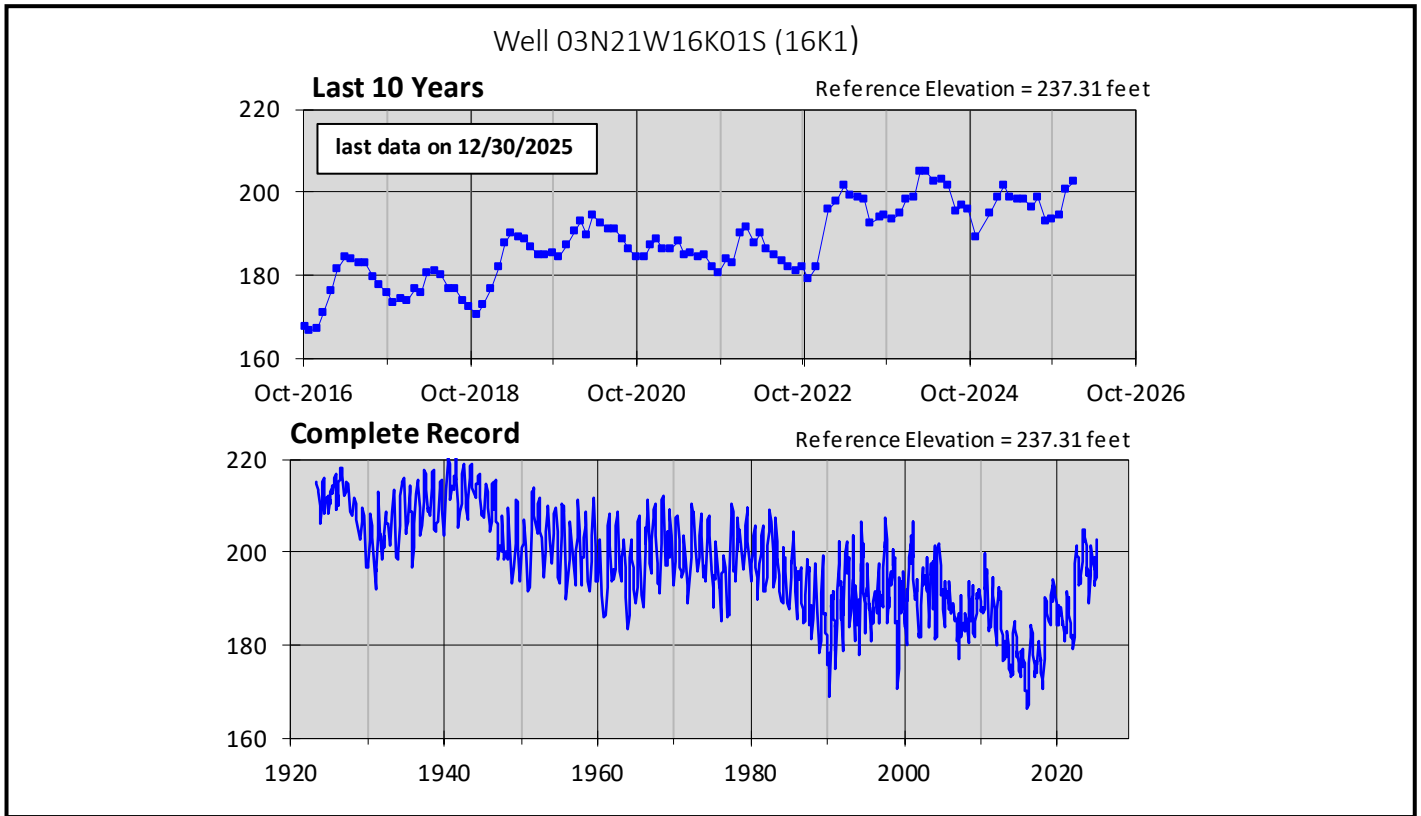
Well 04N19W25M01S (25M1)



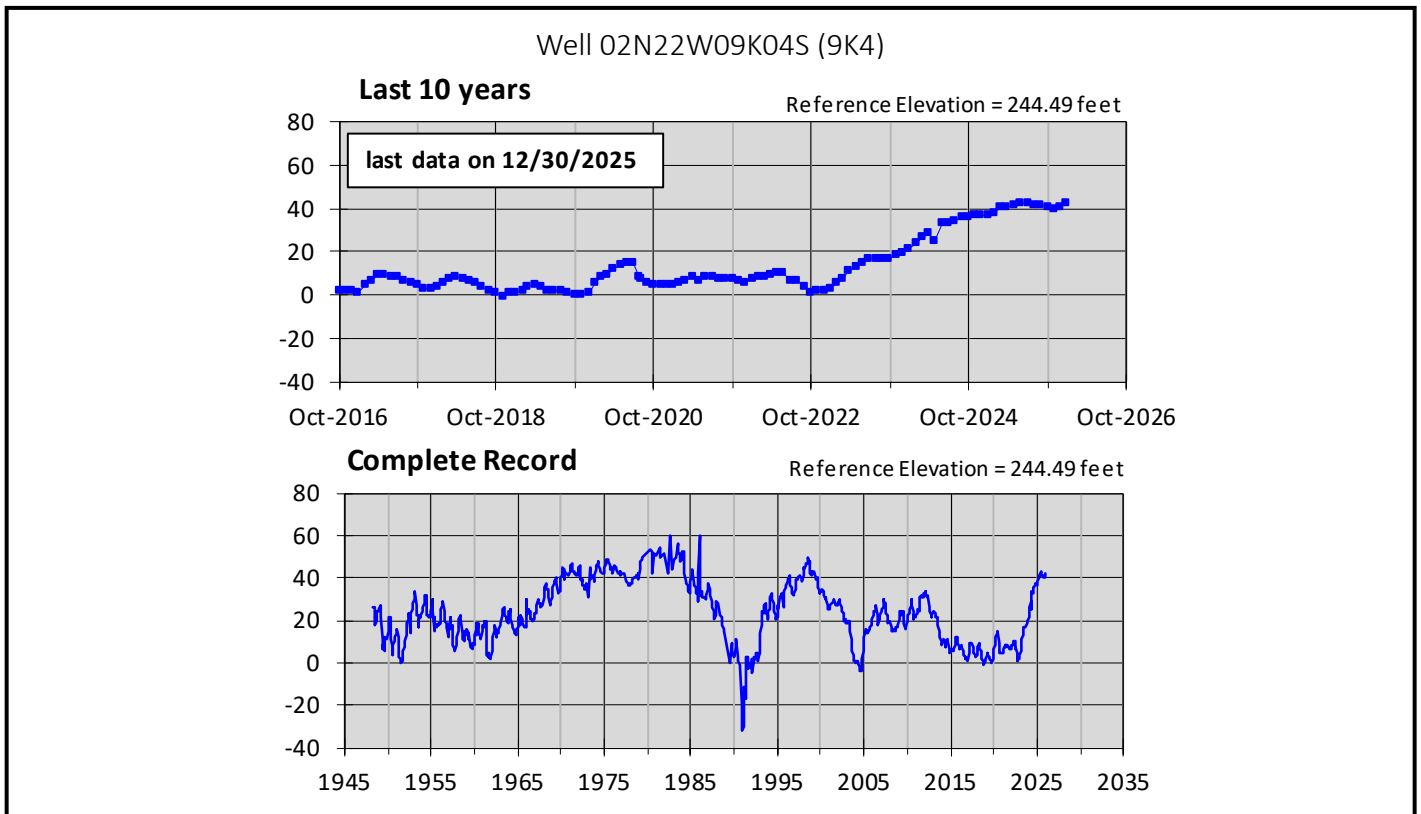
Groundwater Elevation Records – Fillmore Basin



Groundwater Elevation Records – Santa Paula Basin



Groundwater Elevation Records – Mound Basin

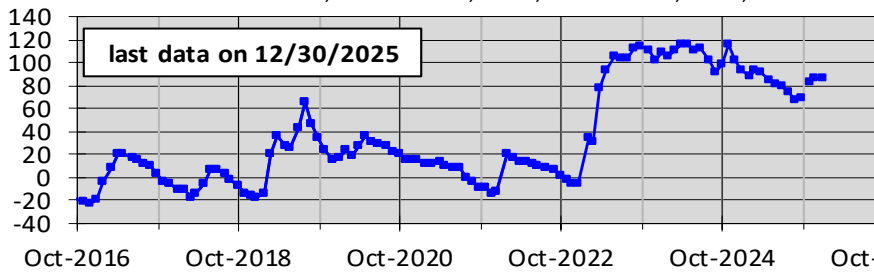


Groundwater Elevation Records – Oxnard Basin, Forebay

Wells 02N22W12R01S (12R1), 02N22W12R04S (12R4), and 02N21W07M04S (7M4)

Last 10 Years

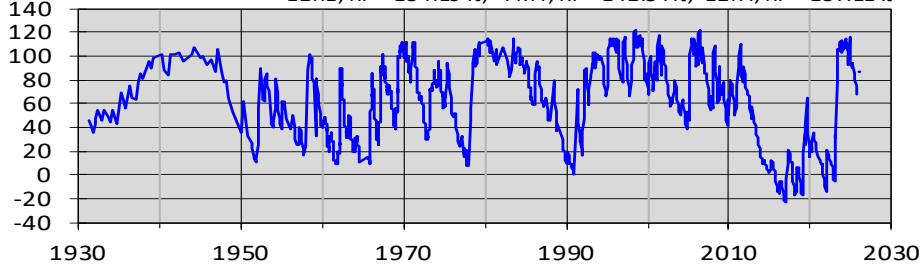
-12R1; RP = 134.19 ft; -7M4; RP = 142.84 ft; -12R4; RP = 137.11 ft



Note: Well 12R1 was destroyed in 2014 and replaced with well 12R4. When well 12R4 goes dry at approximately 9 ft msl, well 7M4 is used to measure groundwater level.

Complete Record

-12R1; RP = 134.19 ft; -7M4; RP = 142.84 ft; -12R4; RP = 137.11 ft

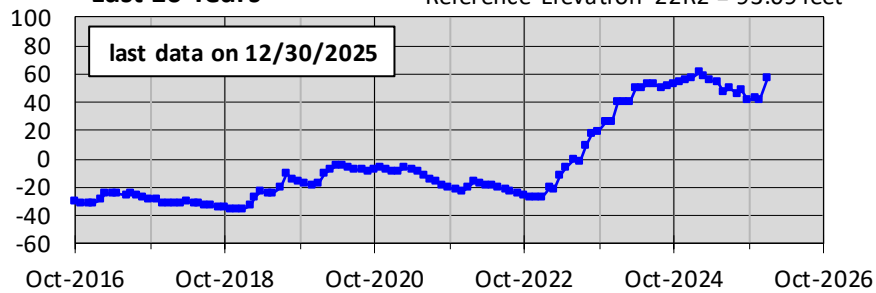


Note: Well 12R1 was destroyed in 2014 and replaced with well 12R4. When well 12R4 goes dry at approximately 9 ft msl, well 7M4 is used to measure groundwater level.

Well 02N22W22R02S (22R2)

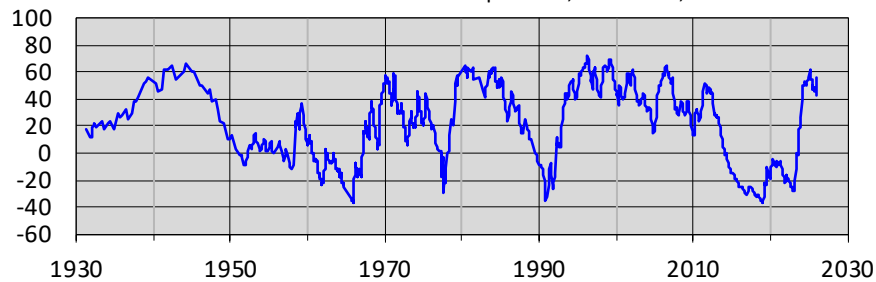
Last 10 Years

Reference Elevation -22R2 = 93.09 feet

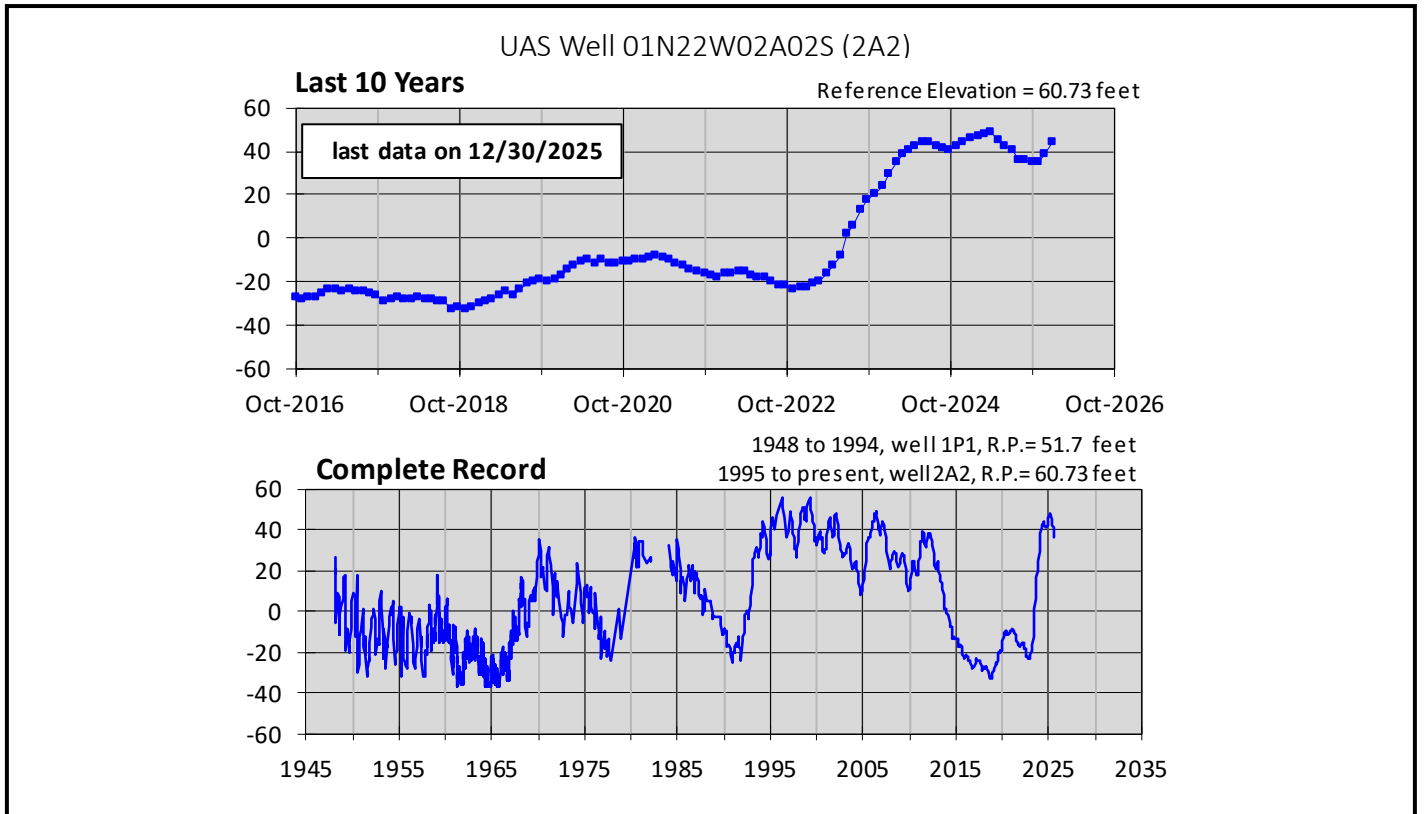


Complete Record

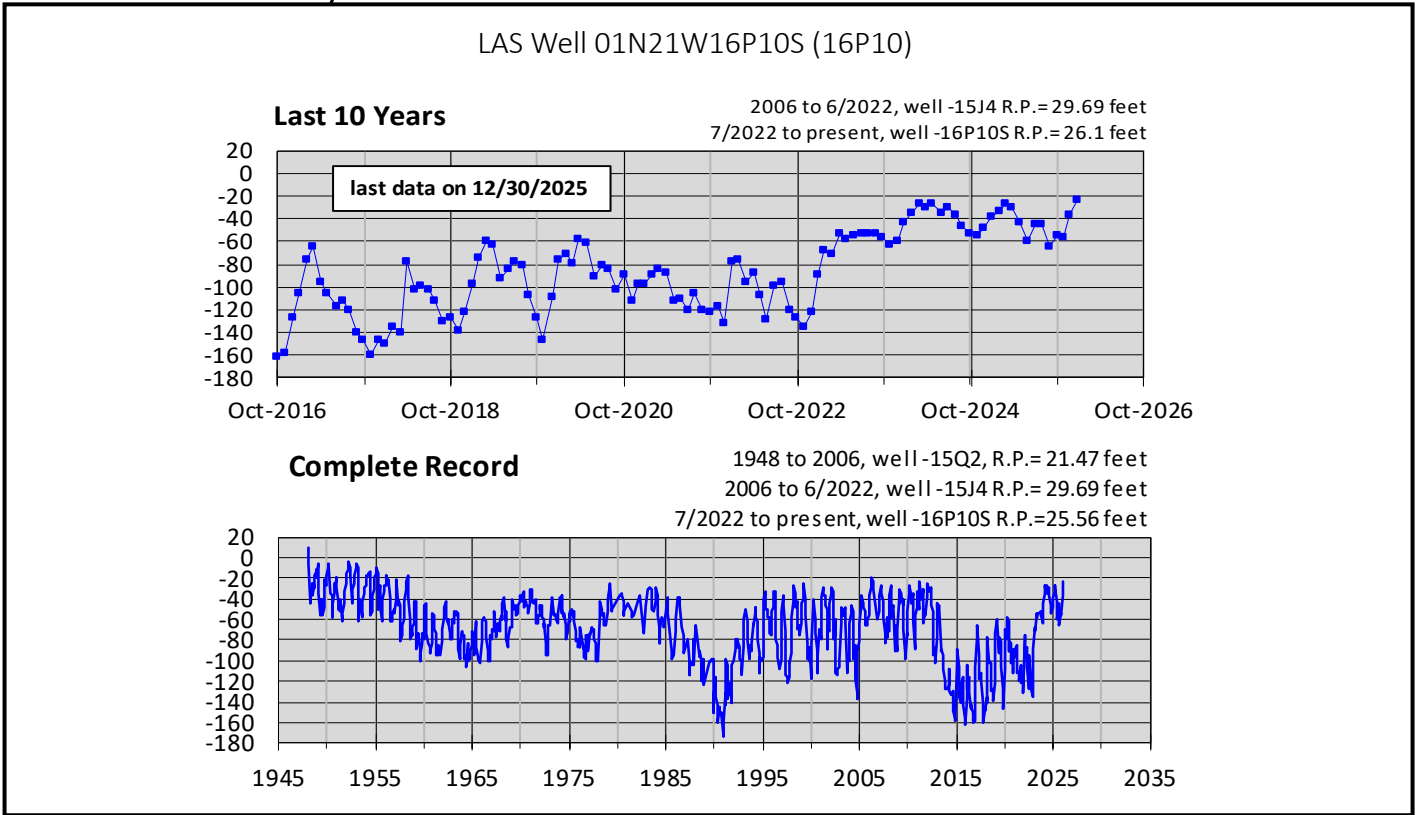
1931 to 2004, well -22R1, RP = 93.6 feet
2004 to present, well -22R2, RP = 93.09 feet



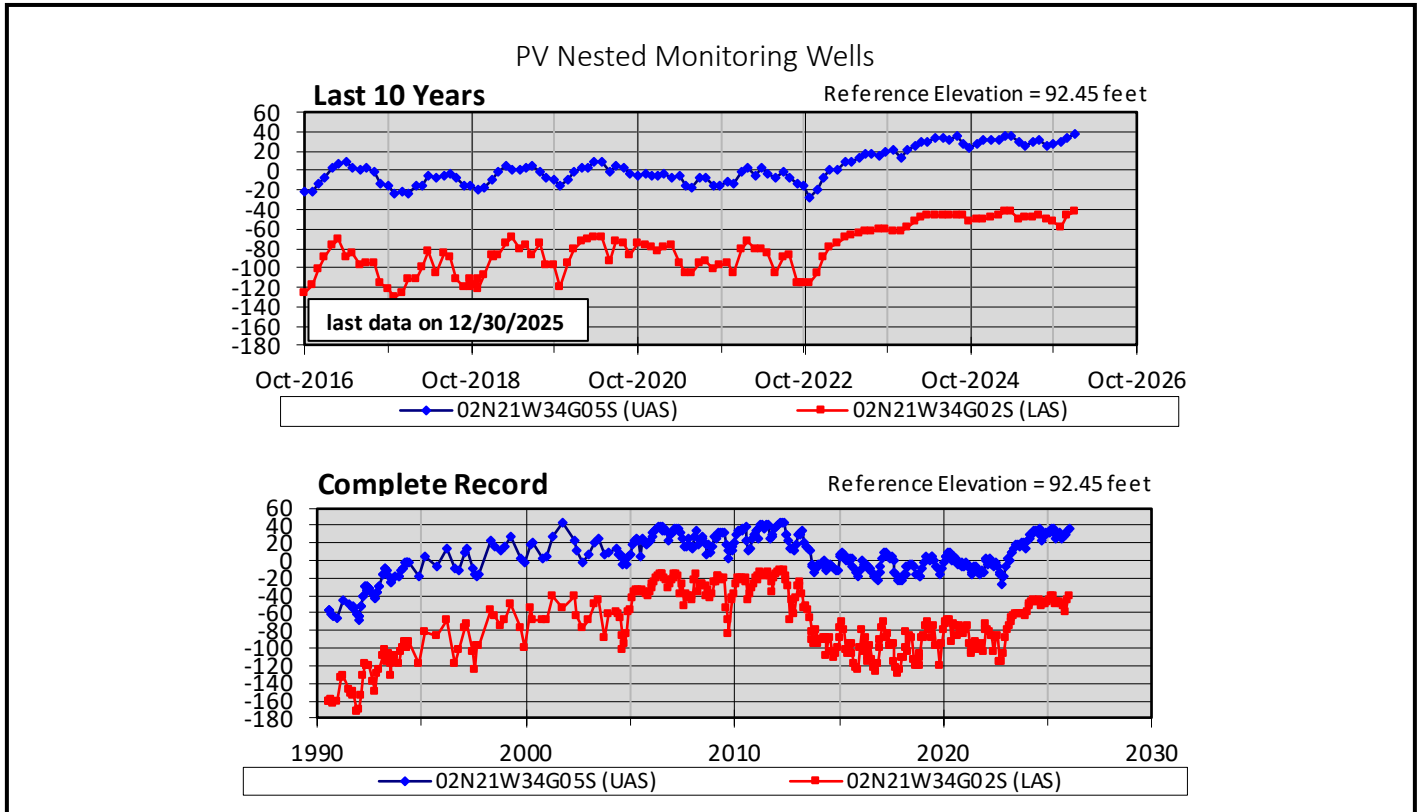
Groundwater Elevation Records – Oxnard Basin



Groundwater Elevation Records – eastern Oxnard/Pleasant Valley Basin Boundary Area

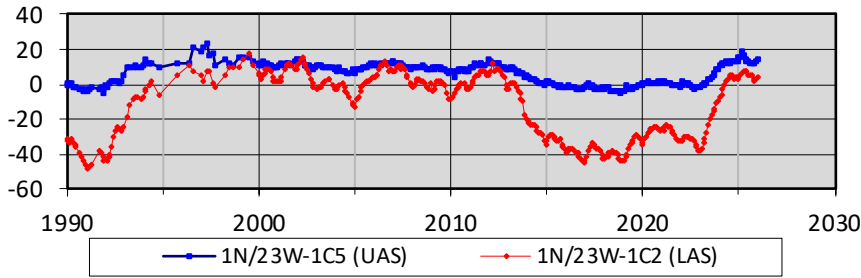


Groundwater Elevation Records – Pleasant Valley Basin

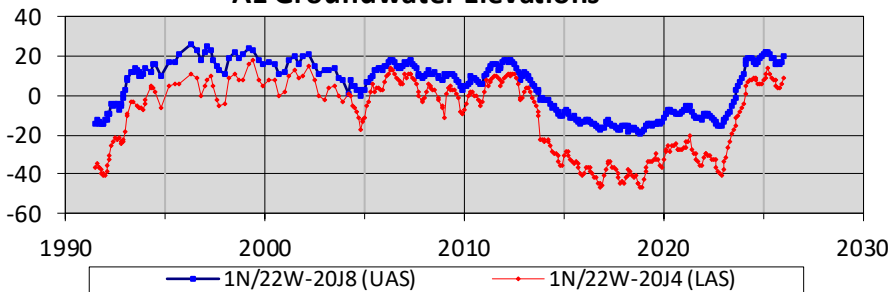


Groundwater Elevation Records – Coastal Nested Monitoring Wells

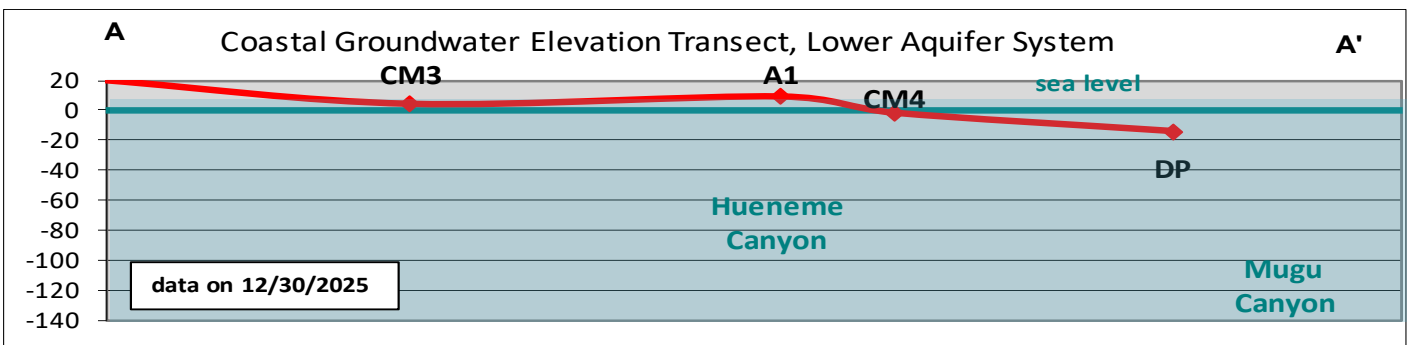

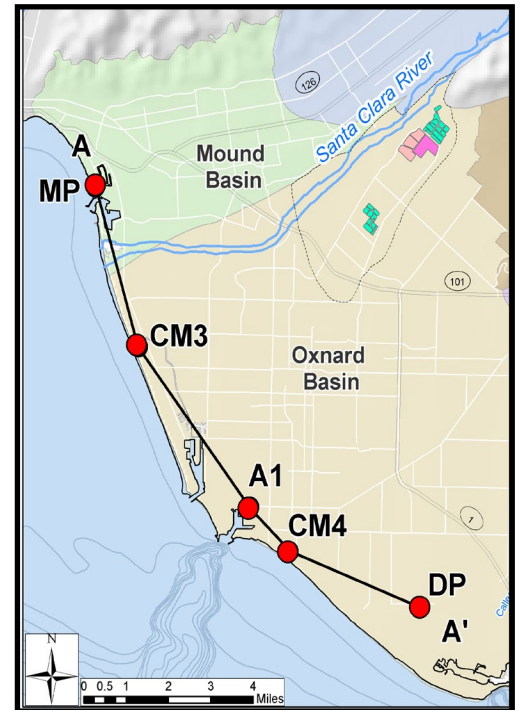
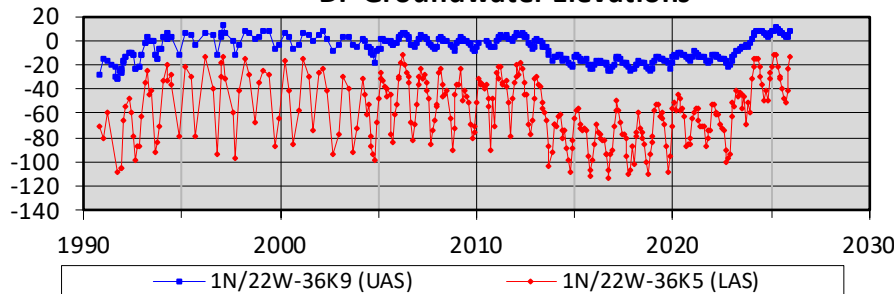
CM3 Groundwater Elevations



A1 Groundwater Elevations



DP Groundwater Elevations



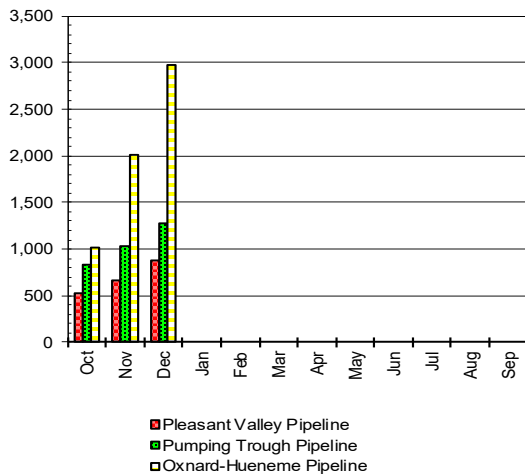
Monthly Water Deliveries, acre-feet (Water Year 2025/26)

	Oct	Nov	Dec	Jan	Feb	Mar	Apr	May	Jun	Jul	Aug	Sep
PV Pipeline (surface water)	530.7	138.9	209.0									
PV Pipeline (Saticoy well field)	1.3	0.0	0.0									
Total to Pleasant Valley Pipeline	532.0	138.9	209.0									
PTP (surface water)	755.9	193.0	248.1									
PTP (PTP 1-5)	67.0	8.4	0.8									
PTP (OH-12/13)	0.0	0.0	0.0									
PTP (Saticoy well field)	3.0	0.0	0.0									
Total PTP	825.8	201.4	248.9									
C-customers (surface water)	0.0	0.0	0.4									
Saticoy Well Field (groundwater)	4.3	0.0	0.0									
O-H Pipeline (groundwater)	1,019.8	999.2	950.5									
Total Surface Water Delivery (PTP, PV, c-cust)	1,286.6	331.9	457.4									
Total Groundwater Delivery (PTP, OH, Sat)	1,091.1	1,007.6	951.3									
Total Delivery (surface water, groundwater)	2,377.6	1,339.5	1,408.7									

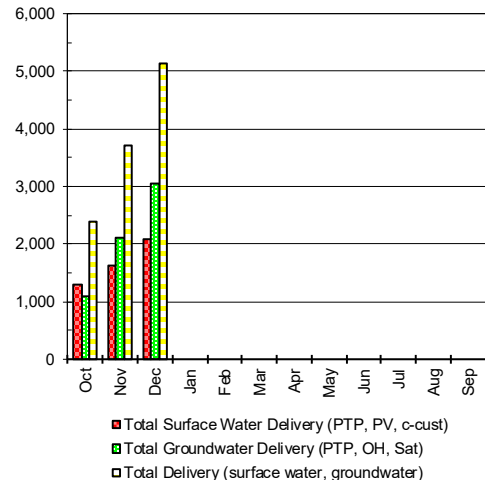
Cumulative Water Deliveries, acre-feet (Water Year 2025/26)

	Oct	Nov	Dec	Jan	Feb	Mar	Apr	May	Jun	Jul	Aug	Sep
PV Pipeline (surface water)	530.7	669.6	878.6									
PV Pipeline (saticoy well field)	1.3	1.3	1.3									
Total to Pleasant Valley Pipeline	532.0	670.9	879.9									
PTP (surface water)	755.9	948.8	1,196.9									
PTP (PTP 1-5)	67.0	75.4	76.2									
PTP (OH-12/13)	0.0	0.0	0.0									
PTP (Saticoy well field)	3.0	3.0	3.0									
Total PTP	825.8	1,027.2	1,276.0									
C-customers (surface water)	0.0	0.0	0.4									
Saticoy Well Field (groundwater)	4.3	0.0	0.0									
O-H Pipeline (groundwater)	1,019.8	2,019.0	2,969.5									
Total Surface Water Delivery (PTP, PV, c-cust)	1,286.6	1,618.4	2,075.9									
Total Groundwater Delivery (PTP, OH, Sat)	1,091.1	2,098.7	3,050.0									
Total Delivery (surface water, groundwater)	2,377.6	3,717.1	5,125.9									

Cumulative deliveries by system



Cumulative deliveries by source/type



Monthly diversion and recharge totals by facility, 2025/26, in acre-feet

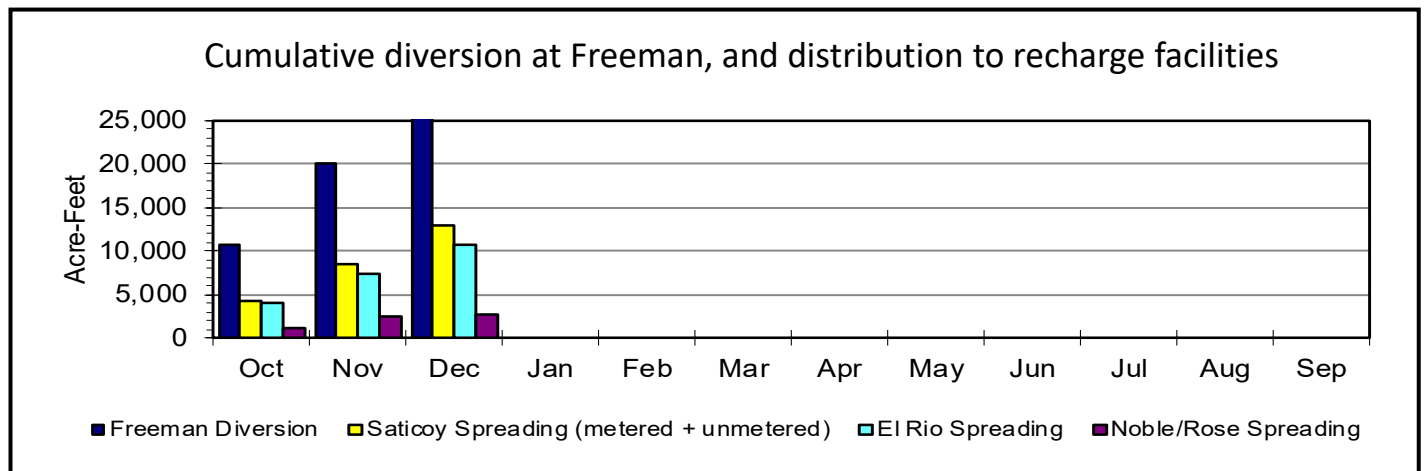
Month	Piru Spreading	Freeman Diversion	Saticoy Spreading (metered + unmetered)	El Rio Spreading	Noble/Rose Spreading	LBMWC Water Use
Oct	0	10,654	4,313	3,994	1,050	10
Nov	0	9,328	4,112	3,464	1,420	NA
Dec	0	8,325	4,376	3,273	218	NA
Jan						
Feb						
Mar						
Apr						
May						
Jun						
Jul						
Aug						
Sep						

NA = Not Available

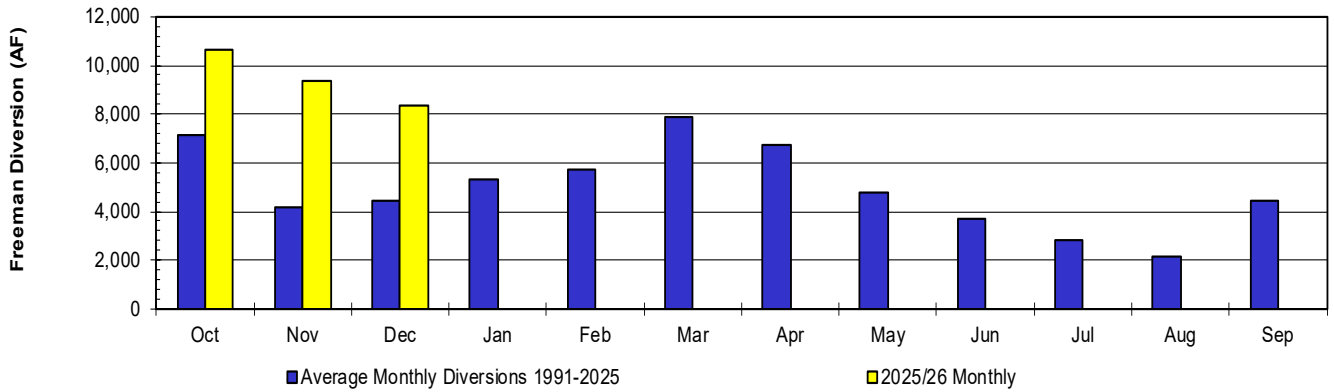
Cumulative diversion and recharge totals by facility, 2025/26, in acre-feet

Month	Piru Spreading	Freeman Diversion	Saticoy Spreading (metered + unmetered)	El Rio Spreading	Noble/Rose Spreading	LBMWC Water Use
Oct	0	10,654	4,313	3,994	1,050	10
Nov	0	19,981	8,425	7,458	2,469	NA
Dec	0	28,306	12,801	10,731	2,688	NA
Jan						
Feb						
Mar						
Apr						
May						
Jun						
Jul						
Aug						
Sep						

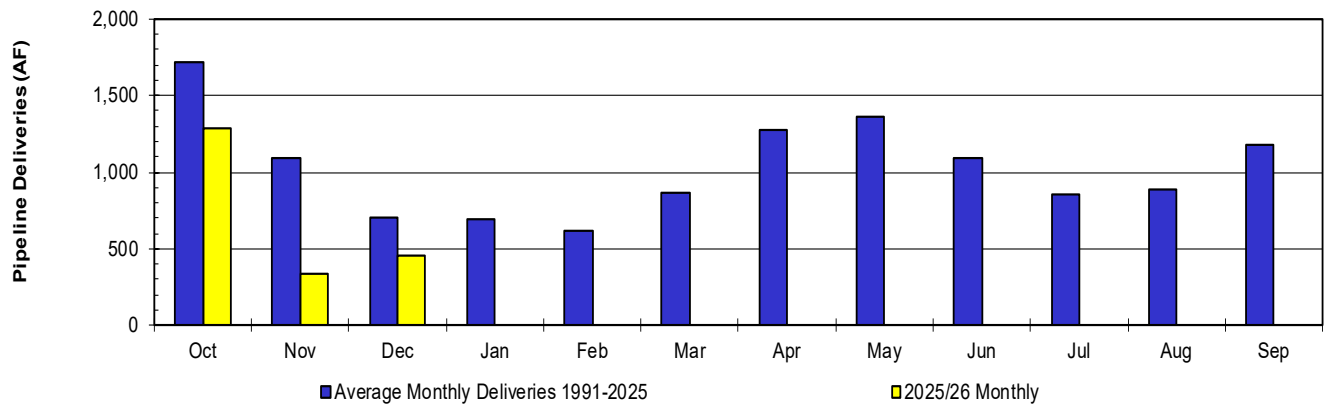
NA = Not Available



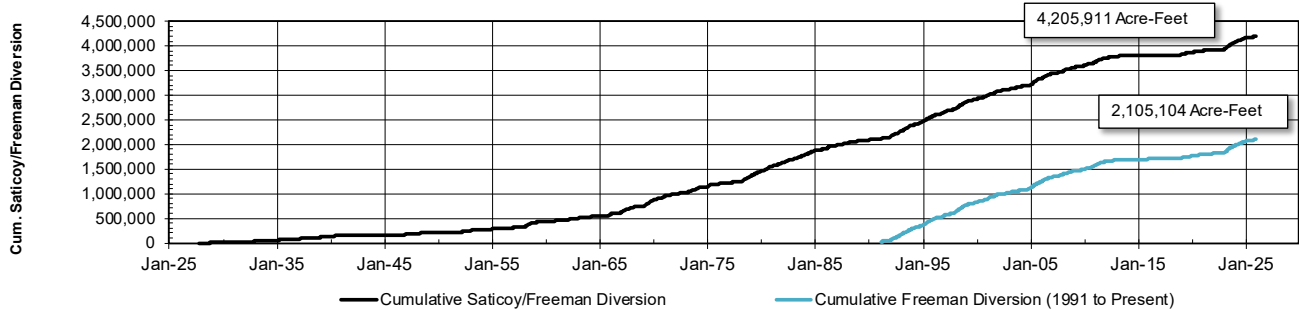
Monthly 2025/26 diversion at Freeman,
compared to average monthly diversions (1991-2025)



Monthly 2025/26 pipeline deliveries (surface water deliveries),
compared to average monthly pipeline deliveries (1991-2025)

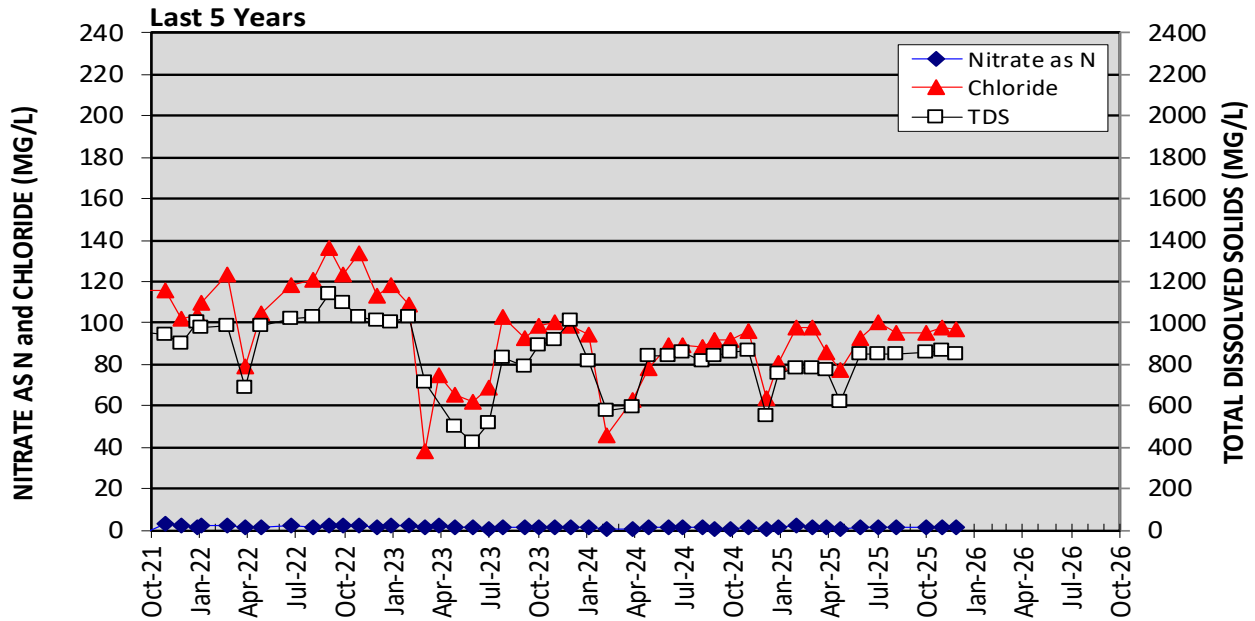


Cumulative diversion at Saticoy and Freeman Diversion, in acre-feet

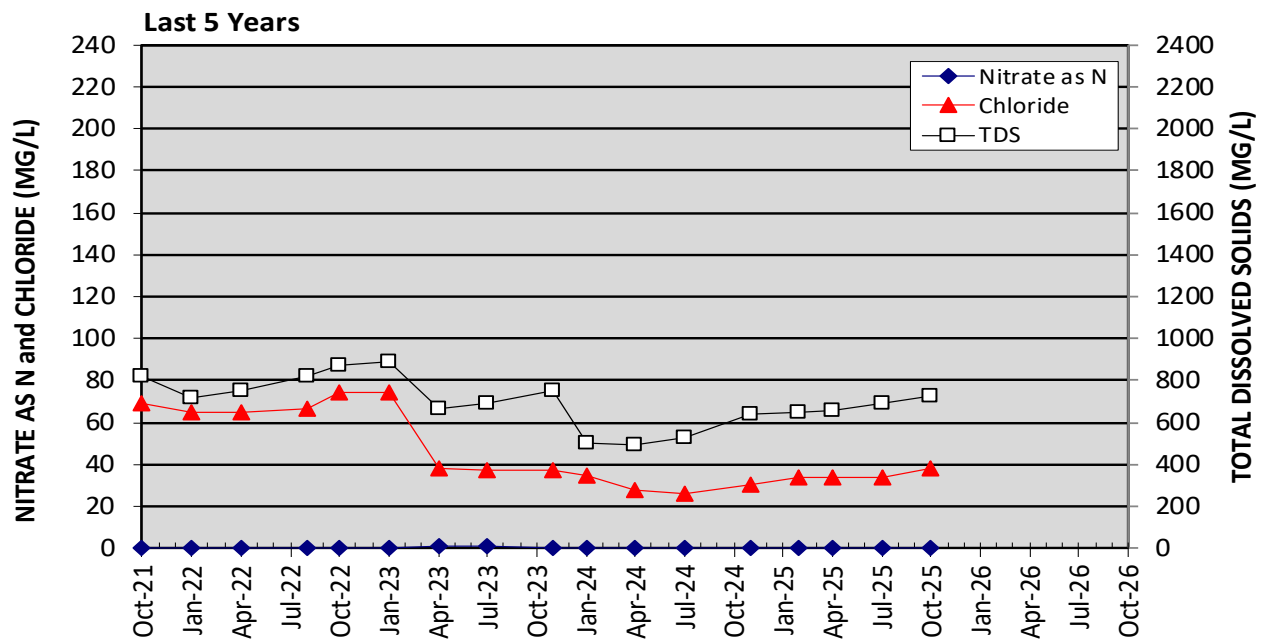


Water Quality

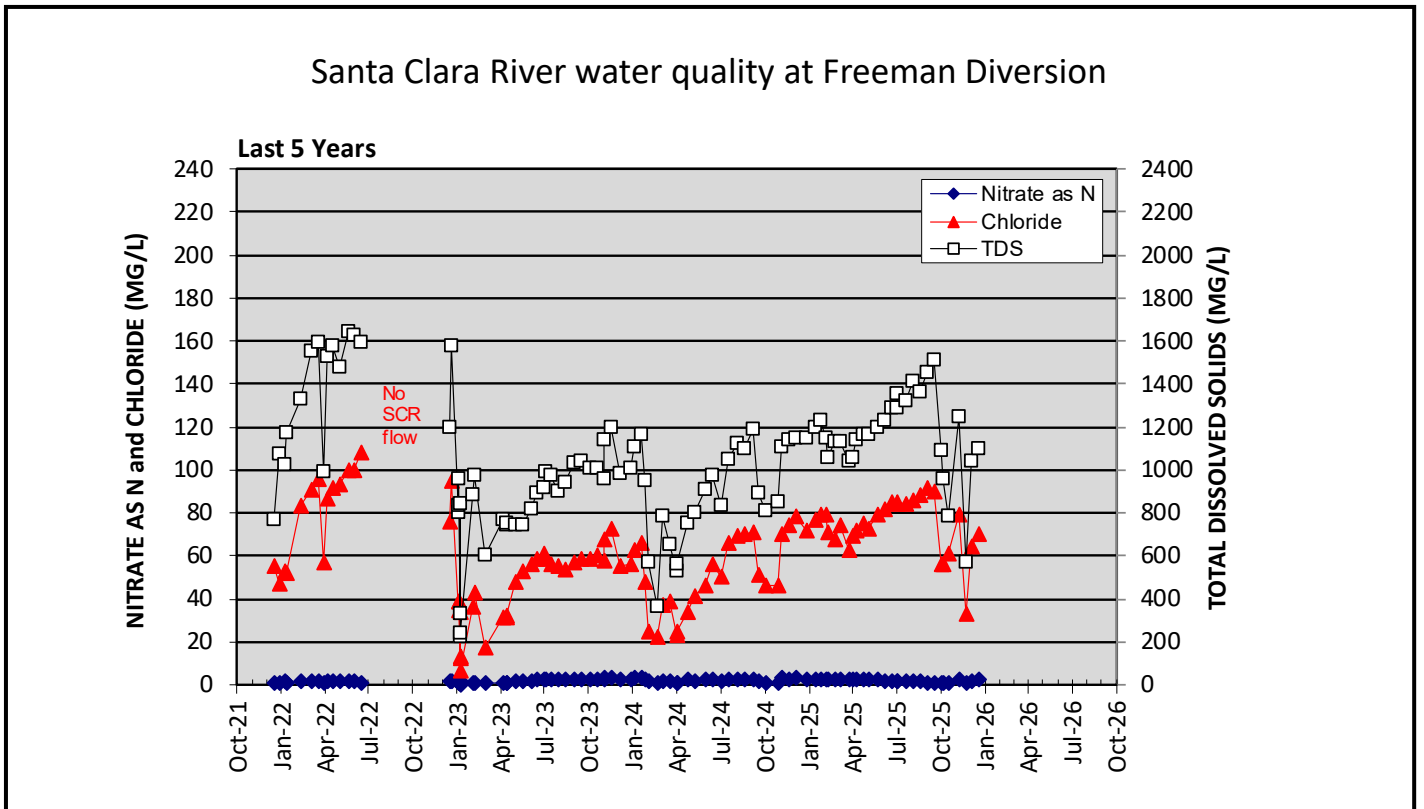
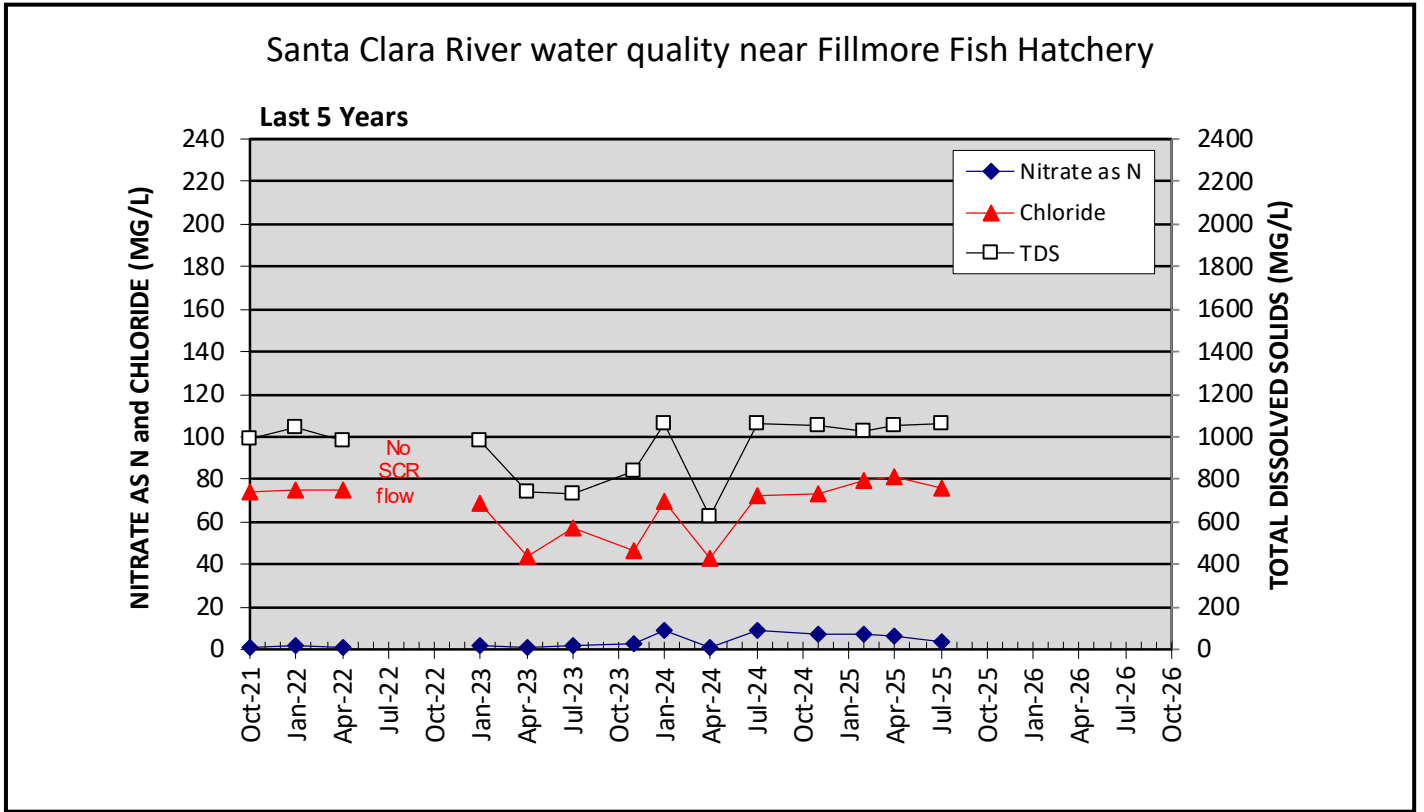
Santa Clara River water quality near Los Angeles/Ventura County line



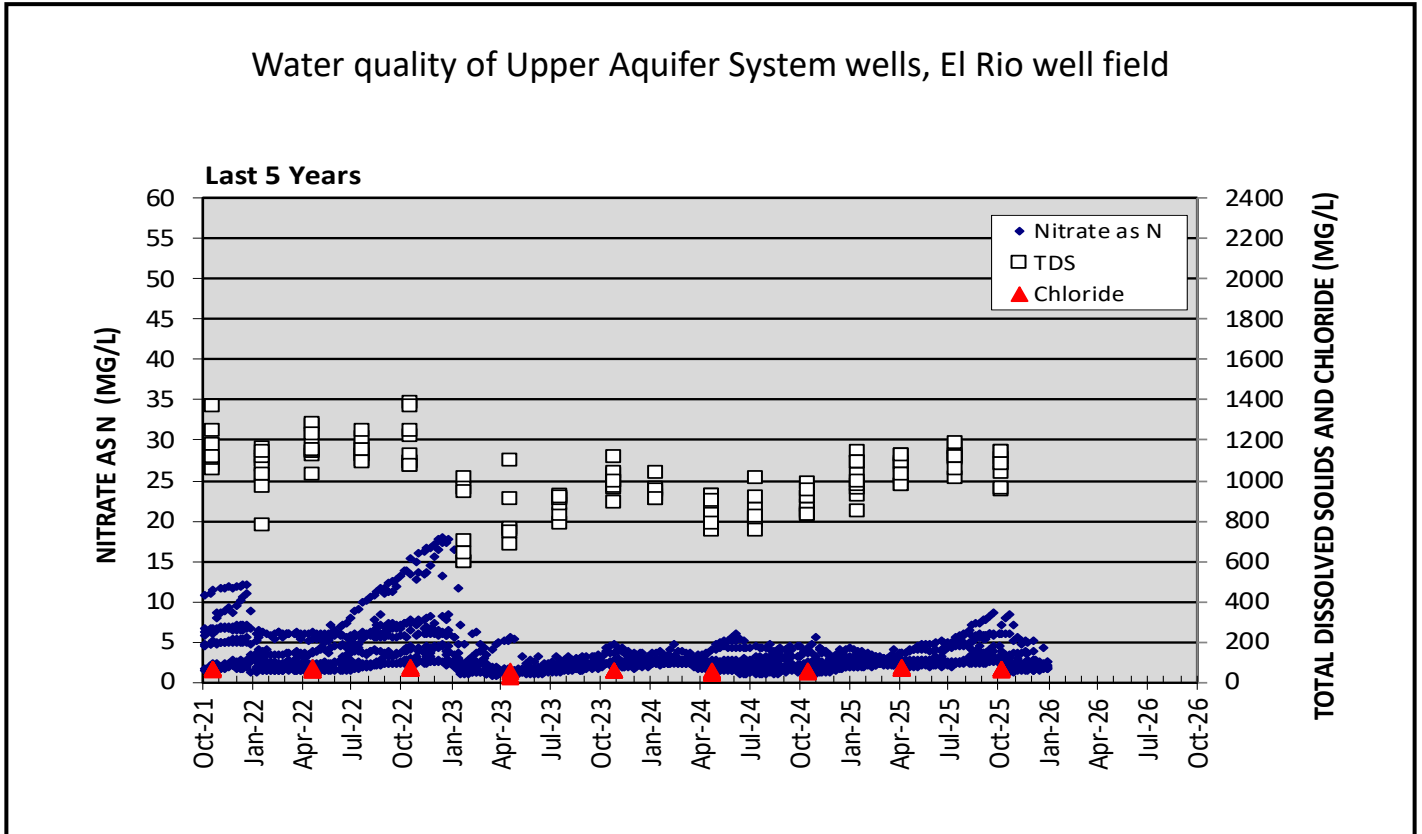
Piru Creek water quality below Santa Felicia Dam

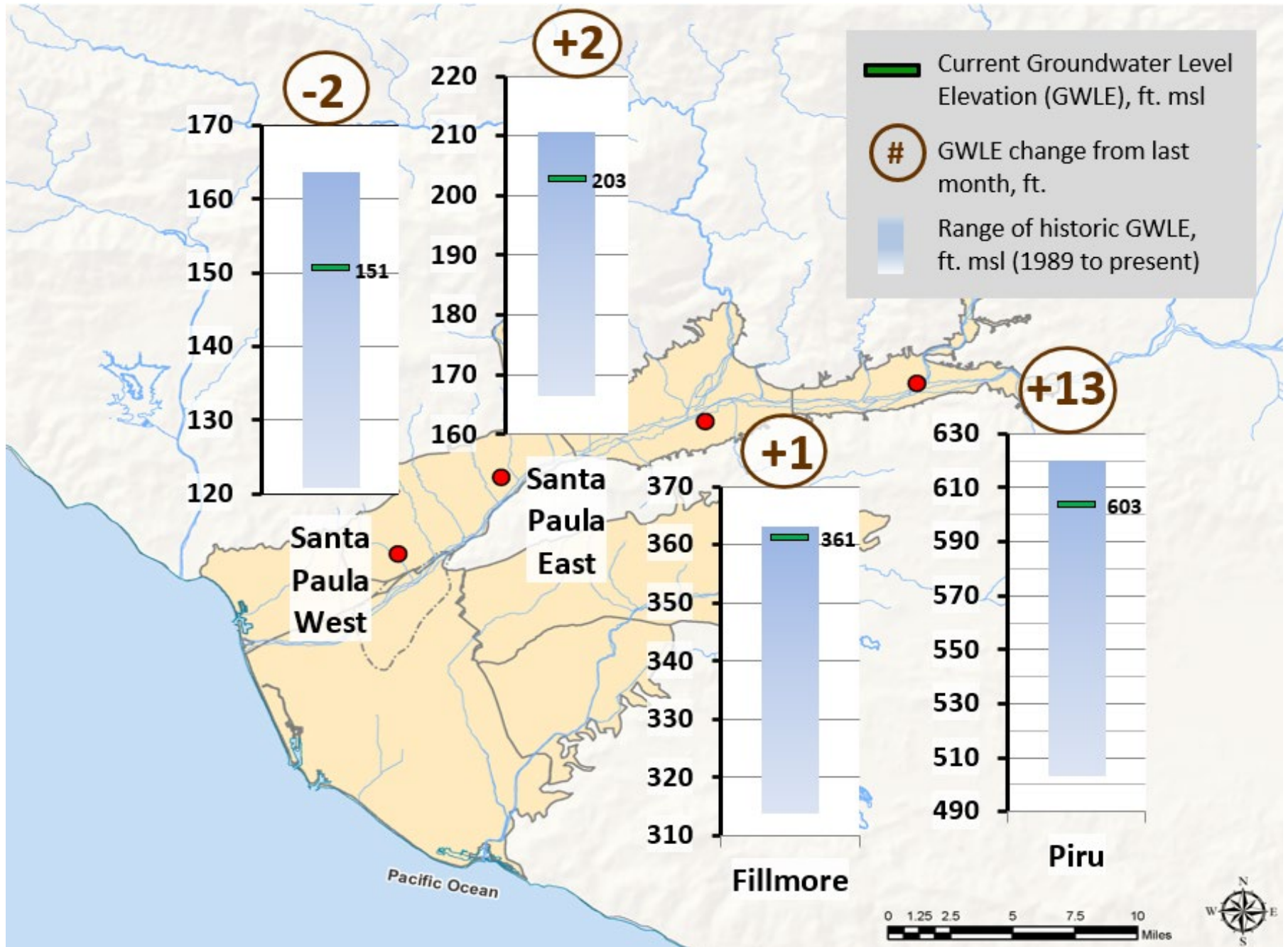


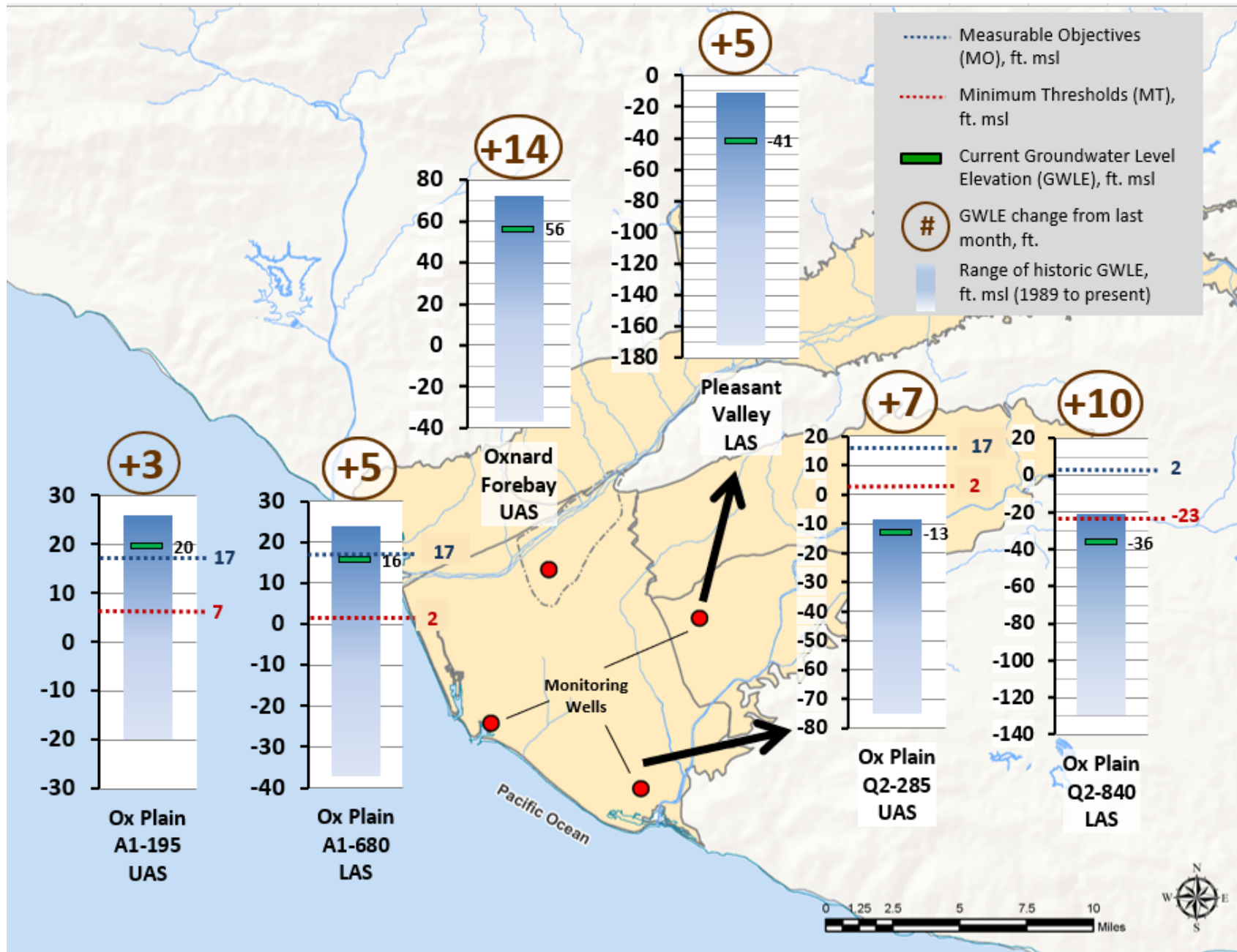
Water Quality



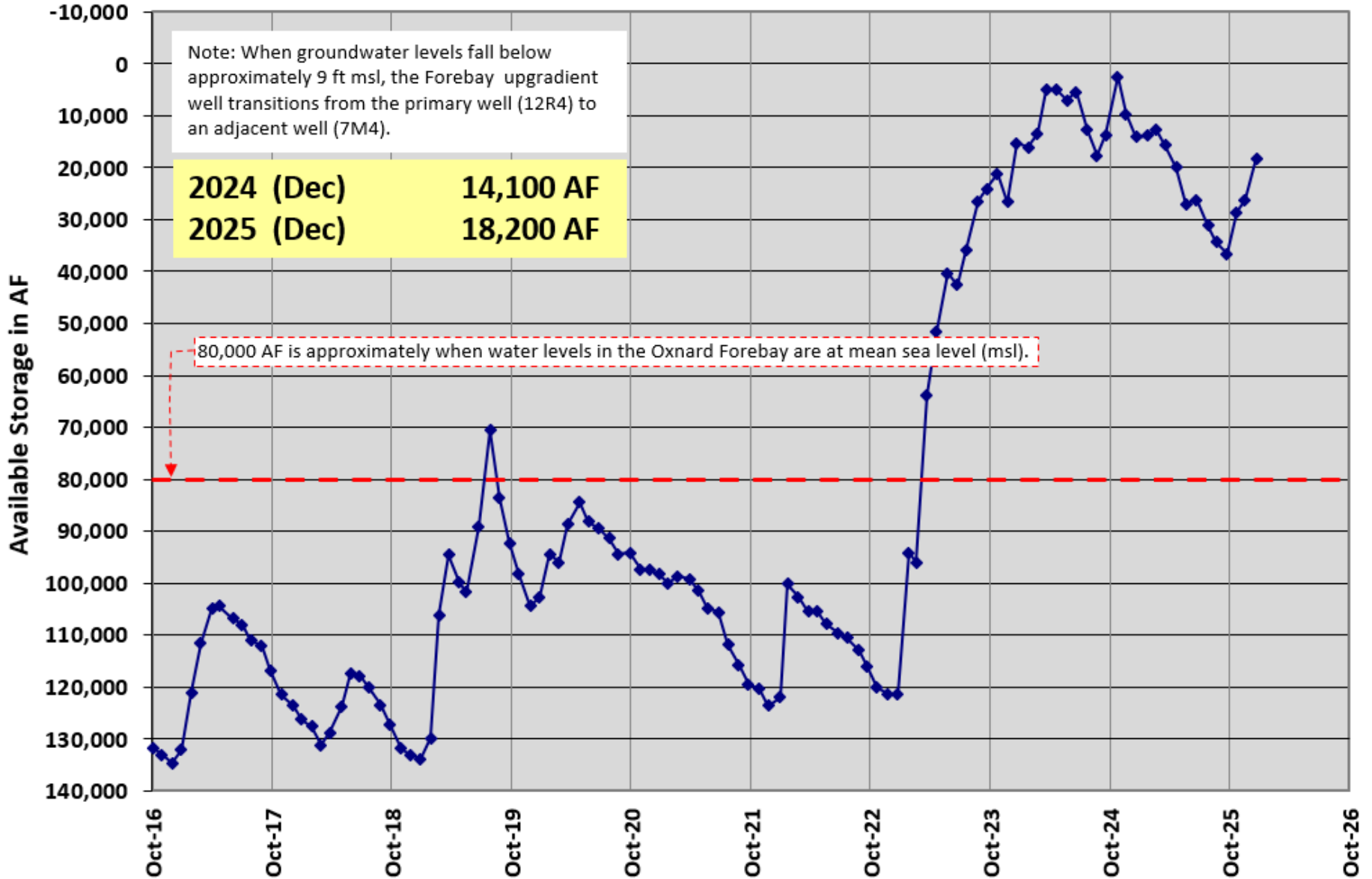
Water Quality

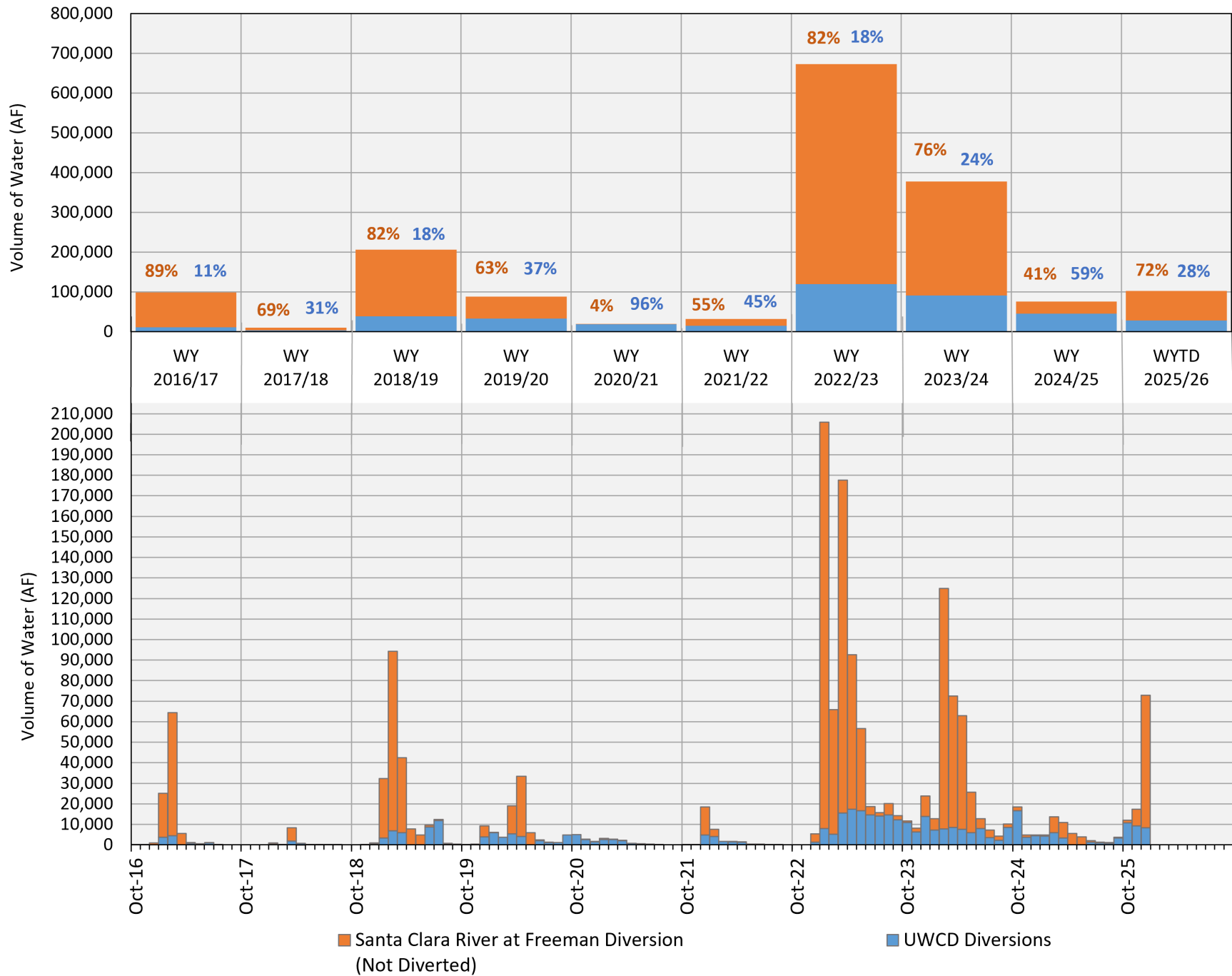






Available Storage in the Oxnard Forebay - Last 10 Years





Water Year (WY) = October 1 to September 30; WYTD = Water Year To Date



STAFF REPORT

To: UWCD Board of Directors

Through: Mauricio Guardado, General Manager
Anthony A. Emmert, Assistant General Manager

From: Brian H. Zahn, Chief Financial Officer
Sara Guzman, Finance Supervisor

Date: January 27, 2026 (February 11, 2026, meeting)

Agenda Item: 3.3 **Investment Monthly Report for December 2025**
Information Item

Staff Recommendation:

Review the most current investment report for the month ending December 31, 2025.

Discussion:

None. Informational only.

Fiscal Impact:

As shown.

Attachments:


Combined Investment Monthly Report for December 2025


**United Water Conservation District
Monthly Investment Report
December 31, 2025**

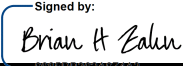
Investment Recap	G/L Balance	Weighted Avg Days to Maturity	Diversification Percentage of Total
Citizens Business Bank	7,427,463	1	13.31%
Petty Cash	5,400	1	0.01%
County Treasury	4,415	1	0.01%
LAIF Investments	48,368,094	1	86.66%
Total Cash, Cash Equivalents and Securities	55,805,372		100.00%
Investment Portfolio w/o Trustee Held Funds	55,805,372		
Trustee Held Funds	-		
Total Funds	55,805,372		

Local Agency Investment Fund (LAIF)	Beginning Balance	Deposits (Disbursements)	Ending Balance
	48,368,095	-	48,368,095
	Interest Earned YTD	Interest Received YTD	Qtrly Yield
	525,083	1,033,846	4.34%

|| District investments are shown above and conform to the District's Investment Policy. All investment transactions during this period are included in this report. Based on budgeted cash flows the District appears to have the ability to meet its expenditure requirements for the next six months.

 <small>DocuSigned by: 70D39ECF0D8D46E...</small> Mauricio Guardado, General Manager	On behalf of Mauricio Guardado 1/27/2026 Date Certified
--	--

 <small>DocuSigned by: 70D39ECF0D8D46E...</small> Anthony Emmert, Assistant General Manager	1/27/2026 Date Certified
---	------------------------------------

 <small>Signed by: 0083D5302A07443...</small> Brian H. Zahn, Chief Financial Officer	1/27/2026 Date Certified
--	------------------------------------

United Water Conservation District			
Cash Position			
December 31, 2025			
Fund	Total	Composition	Restrictions/Designations
General/Water Conservation Fund:			Revenue collected for district operations
General/Water Conservation	(7,644,470)	(24,753,396)	Includes General, Rec & Ranger, Water Conservation
		4,962,000	Reserved for legal expenditures
		3,704,964	Designated for replacement, capital improvements, and environmental projects
		8,441,962	Supplemental Water Purchase Fund
General CIP Funds	23,293,899	23,293,899	Appropriated for capital projects
	15,167,274	15,167,274	Reserved for CIP Projects
Special Revenue Funds:			Revenue collected for a special purpose
State Water Project Funds	8,949,666	8,949,666	Procurement of water/rights from state water project
Enterprise Funds:			Restricted to fund usage
Freeman Fund	(2,006,164)	(2,006,164)	Operations, Debt Service and Capital Projects
		-	Designated for replacement and capital improvements
		-	Reserved for legal expenditures
Freeman CIP Fund	6,225,531	6,225,531	Appropriated for capital projects
OH Pipeline Fund	1,593,132	1,593,132	Delivery of water to OH customers
OH CIP Fund	3,319,976	3,319,976	Appropriated for capital projects
OH Pipeline Well Replacement Fund	193,499	193,499	Well replacement fund
PV Pipeline Fund	1,119,607	1,119,607	Delivery of water to PV customers
PV CIP Fund	259,956	259,956	Appropriated for capital projects
PT Pipeline Fund	8,354,269	8,354,269	Delivery of water to PTP customers
PT CIP Fund	(3,020,802)	(3,020,802)	Appropriated for capital projects
Total District Cash & Investments	55,805,372	55,805,372	



STAFF REPORT

To: UWCD Board of Directors

Through: Mauricio Guardado, General Manager
Dr. Maryam Bral, Assistant General Manager

From: Craig Morgan, Chief Operations Officer
Randy Castañeda, Operations Supervisor - Water Treatment
Ed Reese, Control Systems Supervisor
J.D. Smallwood, Operations Supervisor - Water Distribution

Date: January 28, 2026 (February 11, 2026, meeting)

Agenda Item: 4.1 Operations and Maintenance Department Monthly Report
Information item

Staff Recommendation:

Receive this summary report from the Operations and Maintenance Department regarding its activities for December 2025, as well as receive a presentation of its highlights.

1. Major Facilities Update

- **Santa Felicia Dam**
 - On December 1, 2025, Lake Piru level was at 994.35' and on December 31, 2025, the lake level increased to 1038.20' due to increased inflows from Pyramid Lake, caused by the 6.99" of rain received in the month of December.
 - Flows remained at the minimum Habitat Flow requirement of seven plus cubic feet per second (cfs).
 - SFD's monthly inspection was completed and the inspection report was submitted for the month of December.
 - The monthly siren test was successfully completed on December 5, 2025. All systems operated as expected, and no issues were observed during the test.
 - On December 11, 2025, Santa Felicia Dam cross-training was conducted with participation from multiple departments across the District.

- **Freeman Diversion, Saticoy, and El Rio Recharge Facilities**
 - Various maintenance activities and inspections were conducted throughout the Saticoy Facility as the winter storm season is in full effect, supporting continued operational readiness and system reliability.
 - Storm diversions are being conducted at the Freeman Diversion in response to storm events. To maximize diversion efficiency, the facility was staffed on a 24/7 basis from December 31 through January 5 with support from operators

4.1 Operations and Maintenance Department Monthly Report Information Item

from both Santa Felicia Dam and El Rio, reflecting a strong collaborative, interdepartmental effort.

- Sediment flush operations were conducted at the Freeman Diversion in response to multiple storm events occurring throughout the month of December.
- Approximately 9,000 cubic yards of sediment were removed and hauled off from M Pond on December 12, 2025, completing the sediment removal effort for that specific pond.
- Static groundwater levels (distance to water - from the well pad to the water table):

Facility	2025*	2024	2023
Saticoy	44'	46'	21'
El Rio	61'	58'	61'
PTP	61'-97'	60'-102'	68'-103'

** Static groundwater levels are typically recorded in the last week of the month.
This table represents data in the month of December.*

- **Oxnard Hueneme Delivery System**

- El Rio staff performed a confined space entry into OH Head Control Valve vault to replace faulty sump pump and install new leak detection transducer.
- El Rio staff replaced the defective flow meter on OH Well 8 discharge manifold with a new Rosemount meter.
- El Rio operators accepted delivery of CL2 ton cylinders and changed out two empty CL2 ton containers.
- El Rio staff replaced and programmed 6" automated flush valve on OH Well 8 discharge manifold.
- El Rio staff went through a functional test of 800 KW emergency generator to confirm electrical power to OH Well Field would be restored if commercial power was lost to El Rio facility.
- El Rio operators assisted a contractor with a hot-tap of 20" Fe/Mn Plant backwash water pipeline. This new connection will serve as a future water supply to the northeast corner of El Rio facility.

- **Pleasant Valley County Water District**

- System demand was met with surface water supply from Freeman Diversion.

- **Pumping Trough Pipeline**

- El Rio operators conducted monthly checks and start-up of emergency generators at all five PTP well sites and PTP Reservoir.
- El Rio operators made repairs to pumps that dewater floating cover of PTP Reservoir during rain events.

4.1 Operations and Maintenance Department Monthly Report Information Item

- **Control Systems**

- Troubleshoot and resolved a systemwide SCADA Outage.
- Assisted with the damage assessment and downed powerlines at Lake Piru.
- Reestablished Radio communication at Torrey Mtn. with help from the County of Ventura.
- Deployed the 1st Trial Run of the Ignition Alarm Notification System and provided training for the Ignition Alarm Notification System to Ops staff.
- Repaired SFD Lower Access Gate.
- Completed the electrical installation for the new El Rio storage building.

- **Lake Piru Water Treatment Plant**

- All the chlorine residuals and turbidity readings for the Lake Piru Water Treatment Plant (LPWTP) were within proper ranges in the month of December.
- Monthly pH, turbidity, and coliform samples were obtained from the treatment plant as part of the Long-Term 2 Enhanced Surface Water Treatment Rule compliance monitoring. The results were favorable, with another passing grade.

2. Operations and Maintenance Treatment Compliance Projects Update

- Completed monthly OH System Surface Water Treatment and quarterly Stage 2 Disinfection By-product Rule reports. Emailed them to DDW and UWCD OH customers.
- An El Rio operator obtained miscellaneous water quality samples from the southern point of OH Pipeline to confirm reports of cloudiness in water at Naval Air Base Pt. Mugu were not due to UWCD water supply.
- El Rio operators obtained the required monthly required static water levels of wells in the OH, PTP, and Saticoy water systems.
- El Rio staff attended a meeting with other UWCD staff, City of Oxnard personnel and consultants regarding future testing and compliance with the new PTP Recycle Water line.

3. Safety and Training

- El Rio operators assembled a new mobile security trailer system per directive from UWCD Safety and Security manager.
- El Rio operators conducted in-house SCBA and B-Kit training.
- Newly hired El Rio operators toured SFD site and water treatment facilities to familiarize themselves in the event they are needed to assist with those operations in the future.

Attachment:

Operation Log for December 2025

OPERATIONS LOG - DECEMBER 2025

ATTACHMENT

DATE	SANTA FELICIA DAM								FREEMAN DIVERSION**					RECHARGE				IRRIGATION					O-H				
	SFD EL.	Stor.	Surface	Evap.	Inflow Balance	Outflow USGS	Hydro	Rain 106E	River	Diverted	Fish*** Facility	Bypass Channel	Crest	El Rio	Saticoy Facility		Noble/Rose	Piru	T.I.D.	P.T.P.	PVCWD	L.P.	Saticoy Wells	Total	C12		
	Ft.	A/F	Acres	Inches	Av. CFS	Av. CFS	Kw	Inches	Av. CFS	Av. CFS	Av. CFS	Av. CFS	Av. CFS	Av. CFS	Misc CFS†	Weir CFS	Av. CFS	Av. CFS	A/F	A/F	A/F	%	A/F	A/F	A/F	Lbs.	
A/F*	22962				11,794	15,400		10.56	29,322	19,981	809	3,353		7,458	10946		2469	0.0	1,581	633	1,000		0.0	4	2,019	18,873	
12/1/25	993.80	23049	626	0.030	52	7.26	0	0.00	176	168	8	0	0	109.7	3	41.9	0	0.0	26.1	3.2	0.0	0.00	0.0	0.0	40.4	327	
12/2/25	993.87	23093	627	0.091	31	7.24	0	0.00	168	159	8.3	0	0	89.44	32	25.76	0	0.0	23.4	18.6	18.1	0.06	0.0	0.0	39.0	334	
12/3/25	993.95	23144	629	0.046	34	7.24	0	0.00	163	155	8.1	0	0	118.8	6	21.65	0	0.0	18.1	9.5	11.1	0.04	0.0	0.0	39.5	434	
12/4/25	994.01	23182	630	0.110	28	7.25	0	0.00	158	149	8.3	0	0	110.7	4	21.51	0	0.0	25.3	9.0	13.5	0.05	0.0	0.0	39.9	422	
12/5/25	994.08	23226	631	0.076	30	7.24	0	0.00	155	146	9	0	0	89.74	15	19.05	0	0.0	44.1	14.0	17.9	0.06	0.0	0.0	41.9	362	
12/6/25	994.16	23277	632	0.090	34	7.25	0	0.00	152	143	9	0	0	88.82	25	17.48	0	0.0	23.0	26.6	18.1	0.06	0.0	0.0	39.8	316	
12/7/25	994.21	23308	632	0.057	24	7.24	0	0.00	149	140	8.6	0	0	80.5	45	14.52	0	0.0	1.5	8.9	10.7	0.04	0.0	0.0	38.4	310	
12/8/25	994.31	23372	633	0.059	40	7.23	0	0.00	145	137	8.8	0	0	78.32	38	12.59	0	0.0	14.5	8.3	0.0	0.00	0.0	0.0	42.1	335	
12/9/25	994.33	23384	634	0.062	14	7.24	0	0.00	139	109	8.8	21	0	68.58	32	0	0	0.0	17.5	9.0	0.0	0.00	0.0	0.0	39.2	372	
12/10/25	994.39	23423	634	0.062	28	7.26	0	0.00	136	126	9.8	0	0	98.81	9	7.29	0	0.0	22.1	11.4	11.9	0.05	0.0	0.0	40.6	414	
12/11/25	994.45	23461	635	0.100	28	7.28	0	0.00	131	123	8.8	0	0	93.55	4	8.2	0	0.0	32.5	8.6	16.5	0.07	0.0	0.0	39.6	380	
12/12/25	995.00	23813	642	0.027	185	7.29	0	0.00	129	121	8.5	0	0	27.56	69	7.37	0	0.0	34.2	13.0	12.8	0.05	0.0	0.0	32.2	245	
12/13/25	995.00	23813	642	0.027	8	7.3	0	0.00	130	121	8.5	0	0	23.06	76	7.23	0	0.0	29.0	15.5	21.9	0.09	0.0	0.0	27.0	225	
12/14/25	995.00	23813	642	0.085	8	7.31	0	0.00	130	121	8.5	0	0	31.77	84	3.7	0	0.0	2.6	13.8	12.1	0.05	0.0	0.0	25.8	225	
12/15/25	995.05	23846	643	0.090	25	7.31	0	0.00	127	119	8.5	0	0	23.05	88	0	0	0.0	15.3	2.8	0.0	0.00	0.0	0.0	30.2	256	
12/16/25	995.10	23878	643	0.066	24	7.31	0	0.00	124	116	8.5	0	0	20.42	70	18.43	0	0.0	13.8	18.6	0.0	0.00	0.0	0.0	26.5	225	
12/17/25	995.15	23910	644	0.056	24	7.31	0	0.00	120	111	8.5	0	0	18.08	89	0	0	0.0	8.8	14.9	0.0	0.00	0.0	0.0	26.0	307	
12/18/25	995.15	23910	644	0.056	8	7.32	0	0.00	119	111	8.5	0	0	17.31	88	0	0	0.0	10.6	11.5	0.0	0.00	0.0	0.0	24.8	330	
12/19/25	995.15	23910	644	0.060	8	7.37	0	0.00	117	108	8.5	0	0	9.64	86	0	0	0.0	25.3	10.2	0.0	0.00	0.0	0.0	24.4	262	
12/20/25	995.19	23936	645	0.050	21	7.32	0	0.00	118	110	8.5	0	0	15.49	83	0	0	0.0	22.3	16.1	23.1	0.11	0.0	0.0	21.0	164	
12/21/25	995.24	23969	645	0.048	25	7.32	0	0.00	120	112	8.5	0	0	22.52	86	0	0	0.0	6.9	1.9	9.1	0.04	0.0	0.0	20.7	171	
12/22/25	995.29	24001	646	0.050	24	7.32	0	0.00	123	114	8.5	0	0	23.93	87	0	0	0.0	7.0	10.4	0.0	0.00	0.0	0.0	24.4	208	
12/23/25	995.35	24040	647	0.031	27	7.34	0	0.00	123	98	7.3	17.9	0	24.94	72	0	0	0.0	2.1	4.2	0.0	0.00	0.0	0.0	21.6	234	
12/24/25	995.83	24353	653	0.079	167	7.43	0	2.00	3482	42	1.8	1465	1973	26.24	-3	16.32	0	0.0	4.6	7.0	0.0	0.00	0.0	0.0	24.2	185	
12/25/25	1006.52	32127	795	0.070	3936	8.11	0	2.63	8933	0	0	2368	6564	3.45	-3	0	0	0.0	0.0	1.2	0.0	0.00	0.0	0.0	18.6	153	
12/26/25	1022.02	45402	903	0.071	6715	9.2	0	1.92	12325	0	0	2095	10229	3.66	-4	0	0	0.0	0.0	0.0	7.1	0.00	0.0	0.0	21.8	166	
12/27/25	1032.36	55253	1019	0.060	4986	9.45	0	0.44	3065	65	3.4	1106	1890	1.04	-6	70.78	0	0.0	0.0	0.0	1.1	0.01	0.0	0.0	26.6	222	
12/28/25	1034.89	57866	1045	0.071	1331	9.51	0	0.00	2235	215	7.3	228.3	1784	49.28	66	99.73	0	0.0	0.0	0.0	0.0	0.00	0.0	0.0	27.1	206	
12/29/25	1036.04	59073	1053	0.060	620	9.54	0	0.00	1496	246	22.2	148.6	1079	85.54	53	107.19	0	0.0	0.0	4.0	0.0	0.00	0.0	0.0	29.7	270	
12/30/25	1037.31	60417	1063	0.110	691	9.59	0	0.00	1154	344	31	49.7	729.7	96.97	72	167.63	46.23	0.0	13.8	13.9	0.0	0.00	0.0	0.0	29.1	299	
12/31/25	1038.09	61249	1068	0.055	433	11.7	0	0.00	956	377	35.3	0	544.3	102.1	35	239.92	64.01	0.0	0.0	13.1	0.0	0.00	0.0	0.0	28.5	338	
TOTAL CFS					19610	242		6.99	36796	4204	297	7501	24794	1653	1399	928	110	0.0									
AVERAGE CFS					633	8			1187	136	10	242	800	53	45	30	4	0.0									
TOTAL A/F					38827	479			72856	8325	589	14851	49092	3273	2769	1838	218	0.0	444	299	205		0	0.0	951	8697	
MONTHLY REVENUE TO DATE (approx.)								\$0	K																		
AVERAGE A/F					1252	15			2350	269	19	479	1584	106	89	59	7	0.0	14	10	7	2%	0	0.0	31	281	
WATER YEAR TOTALS A/F					50,621	15,879		17.55	102,178	28,306	1,398	18,204	49,092	10,731	15,554	2,688	0.0	2,025	932	1,205		0	4	2,969	27,570		
* Input total A/F previous month																											
** Daily averages imported from Ranch Systems																											
***Fish facility flows include Denil fishladder, aux pipe and smolt bypass pipe																											
† Includes Ponds A, C, E, and I overflows, temporary storage in the desilting basin and Pond B, JLB diversions, losses between meters. Negatives mean prior storage from pond B or desilting basin is discharging to other metered sources.																											



STAFF REPORT

To: UWCD Board of Directors

Through: Mauricio Guardado, General Manager
Anthony A. Emmert, Assistant General Manager

From: Bernard Riedel Jr., Senior Park Ranger

Date: January 27, 2026 (February 11, 2026, meeting)

Agenda Item: 4.2 **Recreation Department Monthly Report**
Information Item

Staff Recommendation:

Review this monthly report from the Recreation Department of its activities for December 2025, as well as receive a verbal presentation of its highlights.

Discussion:

December historically has the lowest visitation at the lake. Rainstorms and the associated increased inflows from Pyramid Lake resulted in a significant increase in the lake level in a short amount of time. Staff worked throughout the holidays frequently repositioning the marina, marina anchors, and courtesy docks. This effort directly resulted in no property being damaged or lost in the lake because of the storms.

The inflow from Middle Piru Creek brought in a large amount of wood debris into the lake which has now collected along the face of the dam, in the Marina, and throughout the various coves. A cross-functional working group of UWCD staff have started the search for contractors who can remove this debris in time to allow for safe recreational boating before the busy season starts.

Staff Tasks and Activity Highlights

Volunteers with the Los Padres Forest Association spent 10 days at the Pothole trail working on a project reroute a portion of the beginning of the trail so it's less steep and the trailhead is at the parking lot. This project will require multiple visits by the volunteers over the course of several months.

Staff Training/Meetings/Events

- December 6: Staff participated in UWCD's entry in the Oxnard Christmas parade.
- December 13: Staff participated in UWCD's entry in the Piru Christmas parade.

4.2 Recreation Department Monthly Report
Information Item

2025 Day Use/Other Revenue Recap and Comparison	
2025 Day Use/Other Revenue (Jan 1 – Dec 31)	\$536,668
2025 Boat Rental Revenue (Jan 1 – Dec 31)	\$35,899
2024 Day Use/Other Revenue (Jan 1 – Dec 31)	\$530,620
Total Revenue Increase/Decrease from Prior Year	\$6,048
Annual Increase/Decrease %	1.1%
2025 Camping Revenue (Jan 1 – Dec 31)	
2025 Camping Revenue (Jan 1 – Dec 31)	\$564,005
2024 Camping Revenue (Jan 1 – Dec 31)	\$562,628
Total Revenue Increase/Decrease from Prior Year	\$1,377
Annual Increase/Decrease in %	.2%
2025 All Revenue (Jan 1 – Dec 31)	
2025 All Revenue (Jan 1 – Dec 31)	\$1,100,673
2024 All Revenue (Jan 1 – Dec 31)	\$1,093,248
Total Revenue Increase from Prior Year	\$7,425
Annual Increase/Decrease in %	.7%

* It should be noted that the above figures have not been verified by the District's Finance Department.

2025 Total Visitation Figures				
Month	# People	# Vehicles	# Vessels	Pets
January	1,952	649	76	3
February	3,203	1,141	189	12
March	5,958	3,526	763	22
April	8,906	2,823	618	22
May	12,266	3,563	651	8
June	14,366	4,083	916	12
July	19,565	4,873	930	11
August	13,732	3,765	699	20
September	6,684	2,125	523	7
October	5,044	1,325	77	0
November	3,325	859	34	0
December	1,700	924	163	1
Total	96,701	29,656	5,639	118

Incidents

There are no incidents to report.

Citations/Enforcement Summary

No citations were issued. It should be noted that Ranger staff issued verbal warnings for violations of District ordinances and state laws.

Grants

None



STAFF REPORT

To: UWCD Board of Directors

Through: Mauricio Guardado, General Manager
Dr. Maryam Bral, Assistant General Manager

From: Dr. Bram Sercu, Water Resources Supervisor
Dr. Jason Sun, Supervisory Water Resources Engineer

Date: January 29, 2026 (February 11, 2026, meeting)

Agenda Item: 4.3 Water Resources Department Monthly Report and Update on Activities of Local Groundwater Sustainability Agencies Information Item

Staff Recommendation:

Receive a report on Water Resources Department activities for the month of January 2026, including a summary of the activities of the Santa Paula Basin Technical Advisory Committee and three local Groundwater Sustainability Agencies (GSA): Fox Canyon Groundwater Management Agency (FCGMA), Fillmore and Piru Basins GSA (FPBGSA), and Mound Basin GSA (MBGSA).

Discussion:

Staff Activities

Notable activities conducted by staff during the month included the following:

- Groundwater Modeling:
 - Staff are supporting the GSP modeling simulations for FPBGSA
 - Staff are importing the FPBGSA groundwater model into MODFLOW-USG to improve computational efficiency.
 - Staff are converting the implementation of the recharge package from Fortran to Python.
- Water Resources:
 - Staff supported the Finance Department with developing guidelines for the District's groundwater customer metering policy.
 - Staff is preparing the 2025-2026 Annual Groundwater Conditions Report and coordinating the public hearing schedule

4.3 Water Resources Department Monthly Report and Update on Activities of Local Groundwater Sustainability Agencies Information Item

- Staff coordinated and participated in the OH workgroup meeting to discuss evaluations of the OH system.
- Staff is finalizing the 5-year update to United's Santa Clara River Watershed Sanitary Survey, as required by the State Division of Drinking Water (DDW).
- Staff continued preparation of the Santa Paula Basin (adjudicated) annual report for CY and WY 2024.
- Staff continued preparation of the 2026 Urban Water Management Plan for OH System.
- Staff prepared the FY 2026-27 department budget.
- Staff attended court hearing related to *Wishtoyo Foundation v. United Water Conservation District*.
- Hydrology:
 - Staff assisted with planning and coordination of reservoir releases, diversions and recharge operations during January storms.
 - Staff measured diversion rates and river discharge at various locations to support operations and compliance efforts.
 - Staff prepared and submitted the WY 2025 Water Diversion and Use Reports to SWRCB.
 - Staff continued to explore and coordinate supplemental SWP purchase opportunities.
 - Staff assisted with evaluating operations modeling for the HCP.
- Hydrogeology:
 - Staff participated in the planning and execution of Phase 1 of the EBB Water Project at Navy Base Ventura County (NBVC) Point Mugu, including the following activities:
 - Coordinated SWRCB grant deliverables and prepared progress reports.
 - Staff are preparing a work plan for a groundwater transport study at the Saticoy recharge basins, including tracer testing and groundwater modeling.
 - Staff conducted routine collection of groundwater elevation and quality data throughout the District's service area, following up with quality control, analysis, and reporting activities required to support water resources management by United and other entities within our service area.
- Outreach and Education: UWCD Quarterly tour, AWA symposium planning committee, County of Ventura Drought Resilience Plan Task Force Meeting, UC ANR Climate and Ag Workshop.

4.3 Water Resources Department Monthly Report and Update on Activities of Local Groundwater Sustainability Agencies Information Item

Fox Canyon Groundwater Management Agency

Staff participated in the FCGMA's groundwater sustainability planning and implementation efforts in the Oxnard and Pleasant Valley Basins and meet periodically with FCGMA staff and other stakeholders to evaluate groundwater conditions and discuss water-supply projects that support a sustainable, resilient water-supply portfolio for the region. Notable activities include:

- Staff reviewed the FCGMA's proposed updates to the OPV Allocation Ordinance and discussed the updates with FCGMA EO and stakeholders.

Staff also attended the FCGMA Board meeting on January 28, which included the following notable agenda topics:

- Board received a presentation on revising "An Ordinance to Establish an Allocation System for the Oxnard and Pleasant Valley Groundwater Basins" to comply with the decision in *City of Oxnard v. Fox Canyon Groundwater Management Agency*. FCGMA EO anticipates significant stakeholder outreach in the coming weeks-months and preparation of a new update to the proposed Allocation Ordinance before presentation to the Board for approval. Staff provided verbal comments on this item during the meeting.
- The Board received an informational update and overview of the Agency Database. The Board approved and authorized the EO to execute a contract with Environmental Science and Associates, Inc. for initial configuration of the Groundwater Accounting Platform. The platform is an open-source, digital tool to help Groundwater Sustainability Agencies (GSAs) track water usage, manage budgets, and support trading.
- LPV Watermaster Item: The Board held a public hearing on the Green Hills Ranch Well Permit. The lengthy hearing included a technical presentation by Agency staff and presentation of oral and documentary evidence by all parties. The hearing was continued to February 13 for closing arguments.

Fillmore and Piru Basins Groundwater Sustainability Agency

Staff participated in FPBGSA activities supporting SGMA compliance and GSP implementation for the Fillmore and Piru basins.

Board of Directors meetings – The FPBGSA regular Board meeting on January 15 was cancelled.

Mound Basin Groundwater Sustainability Agency

Staff participated in MBGSA activities supporting SGMA compliance and GSP implementation for the Mound basin.

Board of Directors meeting – The MBGSA regular Board meeting on January 26 was cancelled.

4.3 Water Resources Department Monthly Report and Update on Activities of Local Groundwater Sustainability Agencies Information Item

Santa Paula Basin Technical Advisory Committee (TAC)

Staff participated in the Santa Paula Basin TAC in support of the Santa Paula Basin Judgment and in conformance with SGMA reporting requirements for adjudicated basins, as follows:

- Staff continued preparation of the WY and CY 2024 Santa Paula Basin annual report.



STAFF REPORT

To: UWCD Board of Directors

Through: Mauricio Guardado, General Manager
Anthony A. Emmert, Assistant General Manager

From: Josh Perez, Chief Human Resources Officer
Brian H. Zahn, Chief Financial Officer
Tony Huynh, Risk and Safety Manager
Zachary Plummer, Technology Systems Manager
Jackie Lozano, Senior Administrative Assistant

Date: January 28, 2026 (February 11, 2026, meeting)

Agenda Item: 4.4 **Administrative Services Department Monthly Report**
Information Item

Staff Recommendation:

Review this monthly report from the Administrative Services Department for its activities for December 2025, as well as receive a verbal presentation of its highlights.

Discussion:

Finance

- FY2026-27 Budget currently being compiled
- Wrapping up rate consultant analysis

Administrative Services

- Provided administrative assistance for drafting, finalizing, distributing/posting materials, and room set up for the following meetings: Executive Committee (Dec. 8) and Board of Directors (Dec. 10), as well as the Mound Basin Ground Water Sustainability Agency meeting (Dec. 18) held at the County of Ventura.
- Provided internal support for the AWA Bus Tour (Dec. 16) and UWCD Christmas lunch (Dec. 18).
- Coordinated logistical support with room and beverage setup for the following outside agency meetings: AWA Water Systems Workshop (Dec. 4) and AWA Executive (Dec. 11).
- Working on conceptual ideas for the UWCD museum located in the library at HQ.

4.4 Administrative Services Department Monthly Report Information Item

Human Resources

- Working on recruitment for the following positions:
 - Senior Hydrogeologist, initial interviews held, second interview scheduled for February 5
 - Public Outreach and External Affairs Intern, continuous recruitment
 - Senior Accountant, position closed on January 27
- Initiated processing the 2025 1094C and 1095C for full time employees required by the Department of Treasury and due to employees by February 28.
- Updated staff benefit packets to reflect 2026 IRS and CalPERS compensation limits.
- Participated at Ventura College in their Water Science special event “World Toilet Day” on January 31 that is a water focused event.
- Met with various departments to provide labor law updates for 2026 that may impact their staff.
- Attended a specialized training for Express Employment on Legal changes being made in 2026 on January 29, 2026.

Risk and Safety Management

- Delivered ladder safety training at monthly safety meeting.
- Supported Lake Piru Debris Removal effort as part of internal working group; also participated in County-wide Initial Damage Estimate call with Senior Park Ranger as part of Dec 2025 Winter Storm Disaster Recovery efforts.
- In coordination with Finance, addressed RFIs from Cal OES as part of Compliance Review Entrance Meeting in relation to 2023 Winter Storms Disaster Recovery efforts.
- Uploaded requested project closeout documents into FEMA Grants Portal as requested by Cal OES.
- Coordinated initial planning of Cybersecurity Tabletop Exercise with CISA on the Technology Systems side and functional exercise planning with FERC OIS on the Operational Technology side; both services are free to the District, saving the District approximately \$50,000 while receiving high level support from subject matter experts.

Information Technology

Total Tickets (January): 46

Priority Breakdown (January)

- High: 0
- Medium: 3
- Low: 43

4.4 Administrative Services Department Monthly Report Information Item

Top Themes (January)

- Password resets and access coordination for district applications
- General Technology Systems services and user support
- Hardware troubleshooting and meeting / AV support

System Maintenance and Cybersecurity

- Provided timely remote and on-site Technology Systems support to restore operations following a service disruption.
- Supported Board of Directors for committee meetings and multiple internal and external hybrid meetings, including coordination for regional partner events.
- Advanced conference room technology enhancements, with additional audio improvements in progress and targeted for completion in February.
- Coordinated rollout of new operator-specific cybersecurity training in collaboration with department leads, including tracking staff participation and completion.
- Technology Systems staff coordinated password updates and access changes for multiple software applications used by district operators throughout the month. Support was provided through a combination of remote assistance and on-site visits to remote facilities, ensuring continuity of access while minimizing operational disruption.
- Technology Systems staff worked with departments to roll out new operator-specific cybersecurity training lessons and to track staff completion. Early takeaways highlighted the value of incorporating in-person, classroom-style training sessions, with online training modules serving as a make-up option and supplemental resource.
- No confirmed cybersecurity incidents occurred during January. Routine alerts and access-related requests were reviewed and addressed as part of normal technology systems operations.

Technological Equipment Life Cycle – Deployment Progress

- Technology Systems staff coordinated password updates and access changes for multiple software applications used by district operators throughout the month. Support was provided through a combination of remote assistance and on-site visits to remote facilities, ensuring continuity of access while minimizing operational disruption. This support is also critical to our cybersecurity and risk mitigation efforts.
- Continued districtwide equipment refresh activities, addressing both staff endpoints and aging network infrastructure.

Field Support, Automation, and Workflow Improvements

- On January 1, Technology Systems staff responded to a service interruption impacting normalized SCADA operators following an unexpected system restart that was caused by a hardware failure. Restoration required local keyboard input to return the system to normal operations mode. Technology Systems coordinated remote troubleshooting and follow-up remediation with the hardware vendor,

4.4 Administrative Services Department Monthly Report Information Item

including additional support calls on January 7 to address the failure and reduce the likelihood of recurrence.

Infrastructure and System Optimization Initiatives

- Technology Systems staff conducted regular on-site visits to remote district offices, averaging approximately one visit per week, providing standard Technology Systems support, assisting with password resets, and supporting general operational readiness. These visits complemented remote support efforts and addressed issues requiring physical presence.

Meeting and Event Support

Technology Systems staff supported Board of Directors committee meetings on week of January 5th and continued providing coordination for internal and external hybrid meetings, including regional partner events such as the AWA breakfast.

Upcoming Projects

- Continued coordination with vendors supporting conference room audio and hybrid meeting technologies.
- Began coordination with a local firm to responsibly dispose of accumulated electronic waste. Equipment has been staged and inventoried; agreements are under review, and Technology Systems is working to schedule pickup.
- Technology Systems worked with departments to roll out new operator-specific cybersecurity training lessons and to track staff completion. Early takeaways highlighted the value of incorporating in-person, classroom-style training sessions, with online training modules serving as a make-up option that provide an opportunity to dramatically enhance our risk mitigation strategies for our operations team and provide a lot of valuable knowledge on best practices in cybersecurity compliance.
- Technology Systems staff supported district operations through increased on-site presence and cross-functional coordination.



STAFF REPORT

To: UWCD Board of Directors

Through: Mauricio Guardado, General Manager
Anthony A. Emmert, Assistant General Manager

From: Tara Mulally, Public Outreach and External Affairs Manager

Date: January 15, 2026 (February 11, 2026, meeting)

Agenda Item: 4.5 Public Outreach and External Affairs Department Monthly Report
Information Item

Staff Recommendation:

Review this monthly report from the Public Outreach and External Affairs Department of its activities for December 2025, as well as receive a verbal presentation of its highlights.

Discussion:

Outreach Events and Tours

United Water Conservation District continues to take a more intentional and engaged approach to events and tours, ensuring participation is strategic and aligned with organizational priorities. January marked the successful launch of the District's quarterly tour program, which proved to be a highly effective tool for stakeholder engagement, education, and transparency.

The January Quarterly Tour generated strong interest and participation, with 44 registrants and 33 attendees, reflecting meaningful demand for in-depth, on-site learning opportunities. Post-tour feedback further confirmed the value of this approach, with 15 surveys returned and overwhelmingly positive responses. Of those surveyed, 12 rated the tour "Excellent" and 3 rated it "Very Good," with no ratings below that level.

Survey responses indicated that participants found value across the entire tour experience:

- 7 respondents identified "all locations" as the most valuable
- El Rio Facility: 1 response
- Freeman Diversion: 2 responses
- Santa Felicia Dam: 2 responses
- Multiple locations:
 - El Rio & Santa Felicia Dam (1)

4.5 Public Outreach and External Affairs Department Monthly Report Information Item

- Freeman Diversion & Santa Felicia Dam (1)

These results underscore the effectiveness of showcasing the District's integrated system and providing participants with a comprehensive understanding of UWCD operations.

Based on participant feedback and staff observations, two enhancements will be implemented for future tours:

- **Addition of a hosted lunch at Condor Point**, allowing for extended discussion and informal engagement
- **Procurement of a portable PA system** to improve audibility during outdoor presentations, particularly in windy conditions

The next Quarterly Tour is scheduled for Wednesday, April 29, with planning already underway to build on the success of the January tour.

Completed Events and Tours

- Southern California Water Coalition Quarterly Luncheon (January 23)
- Native Plant Fest (January 24)
- Quarterly Tour (January 28)

Upcoming Tours

- Quarterly Tour (April 29)
- Stakeholder and Educational Tours (Scheduled as Requested)

Upcoming Events

- Boys and Girls Club Annual Auction and Dinner (February 7)
- Piru Power Run 5K (March 28)
- Community and Partner Outreach Events (Ongoing)

Annual Communications Plan

Annual Communications Plan

With the Annual Communications Plan now firmly in implementation, January marked a key milestone with the formal launch of the United Water Visibility and Value Campaign. This campaign builds on the foundation established over the past several months and is designed to clearly communicate the District's role, impact, and value to the communities it serves.

4.5 Public Outreach and External Affairs Department Monthly Report Information Item

What began as a strategic framework aligned with Board priorities has transitioned into a coordinated, outward-facing effort focused on increasing awareness, understanding, and appreciation of United Water's work. The Visibility and Value Campaign integrates storytelling, data-driven messaging, and consistent branding across platforms to ensure stakeholders better understand what United Water does and why it matters.

Significant progress continues across three core focus areas:

- **Public Visibility:** Proactive messaging now highlights UWCD's infrastructure, recharge leadership, and operational expertise, helping position the United Water as a critical regional water resource authority.
- **Stakeholder Engagement:** Tours, events, and direct outreach are being more intentionally leveraged to reinforce key messages and strengthen relationships with partners, decision-makers, and community members.
- **Message Consistency:** Communications materials are increasingly aligned in tone, language, and visual identity to reinforce recognition and credibility across all platforms.

January Progress and Milestones:

- Formal launch of the United Water Visibility and Value Campaign
- Continued implementation of the Editorial Calendar to support campaign messaging
- Ongoing coordination across departments to identify stories, data points, and visuals that support campaign themes
- Integration of campaign messaging into tours, presentations, and outreach materials
- PowerPoint Template Complete

Upcoming January-February Initiatives:

- Brand Assessment
- Style Guide Development
- Fleet Logos (In Progress)
- Updated Legislative Platform Document
- Legislative Support Form Letters
- Board and Staff Media and Outreach Training
- Website Refresh, including:
 - Legislative Website Page
 - FAQs
 - Interactive Project Map
 - Updated Content Throughout

4.5 Public Outreach and External Affairs Department Monthly Report Information Item

Social Media Analytics Brief, Findings and Considerations

United Water Conservation District's social media program continues to expand in both reach and strategic focus. In January, social media played a key role in launching and supporting the United Water's Visibility and Value Campaign, serving as a primary channel for sharing stories, milestones, and educational content with the broader community.

A notable advancement this month was the introduction of post boosting, a paid amplification tool that extends the reach of selected high-priority posts beyond existing followers. Boosted posts allow United Water to target specific audiences by geography, interests, and demographics, ensuring that critical messages, particularly those highlighting our mission, reach residents throughout United Water's service area. This tool is now being used selectively to support campaign goals and maximize visibility.

In addition, United Water has continued to strengthen its digital footprint across multiple platforms, with sustained growth and improved engagement driven by more consistent posting, clearer messaging, and increased visual content.

Together, these efforts represent a deliberate shift from basic presence to purposeful, results-oriented digital communication, supporting broader outreach, education, and stakeholder awareness objectives.

United Water Conservation District Social Media Platforms

Facebook Likes: 865 (Net Increase of 285 Followers)
LinkedIn Followers: 527 (Net Increase of 74 Followers)
Instagram Followers: 16
Nextdoor Interactions: 8,120 Impressions

Lake Piru Social Media Platforms

Facebook Followers: 2,989 (Net Increase of 565 Followers)
Instagram Followers: 1,592 (Net Increase of 294 Followers)

January Posting Plans and Tactics

United Water Conservation District

- Focus content on Visibility and Value Campaign themes, emphasizing system-wide impact, infrastructure, and recharge leadership
- Use selective post boosting to expand reach of high-value content beyond existing followers, targeting audiences within the District's service area
- Prioritize boosted posts that highlight:
 - Quarterly Tour success and April 29 registration
 - Infrastructure and operations spotlights

4.5 Public Outreach and External Affairs Department Monthly Report Information Item

- Regional water reliability and public benefit
- Maintain consistent posting cadence to reinforce message recognition and credibility across platforms

Lake Piru

- Shift messaging to support promotion of the Lake Piru 5K, building awareness and participation
- Highlight the lake as an active, community-oriented destination through event-focused storytelling
- Use visual content to showcase the course, setting, and visitor experience
- Support event promotion with boosted posts as appropriate to reach regional audiences



STAFF REPORT

To: UWCD Board of Directors

Through: Mauricio Guardado, General Manager
Dr. Maryam Bral, Assistant General Manager

From: Robert Richardson, Engineering Manager

Date: January 30, 2026 (February 11, 2026, meeting)

Agenda Item: 4.6 Engineering Department Monthly Report
Information item

Staff Recommendation:

Receive this summary report from the Engineering Department regarding its activities for December 2025, as well as receive a presentation of its highlights. Please refer to the end of the report for a list of acronyms.

Discussion:

Santa Felicia Dam Safety Improvement Project

- **FERC Compliance:**
 - December 2, Staff updated and resubmitted inundation maps to DSOD.
 - December 5, Staff received a letter from FERC acknowledging the completion of the 2022 Part 12D Inspection report but requesting additional comments. After discussions, Staff e-filed a response to FERC on December 31.
 - December 9, Staff met with the FERC Office of Energy Infrastructure Security to discuss support for future cybersecurity exercises.
 - December 11, Staff conducted and distributed internal EAP Binder updates at the 2025 SFD Annual Dam Safety Cross-Training.
 - December 22, Staff e-filed a response to FERC comments on the SFD Hydrologic Hazard Analysis.
 - December 23, Staff e-filed the 2025 SFD ODSP, 2025 EAP Status Report, and 2025 SFD Annual Security Compliance Certification to FERC.
 - December 26, Staff e-filed the 2025 SFD Dam DSSMR with FERC.

- **Outlet Works Improvement Project:**
 - December 15, Staff participated in a meeting with FERC DHAC to discuss the FERC Order issuing a license amendment.

4.6 Engineering Department Monthly Report Information Item

- December 22, Staff submitted the Updated Kinematic and Structural Stability Analysis of Sloping Intake Structure to FERC and DSOD.
- *Grants – See the Grants section as part of this report.*
- *Please see the Monthly Environmental Services Department Report for updates on the Project’s environmental compliance and permitting process.*

Lake Piru Recreation Area FIP

- Lake Piru Campground and Recreation Area Renovations:
 - Staff continued working on scoping for the Lake Piru WTP Improvement Project.
- Lake Piru Asphalt
 - *Grants – See the Grants section as part of this report.*
- Staff supported Recreation with planning for Lake Piru and SFD debris clean-up efforts following December 2025 storms.

Freeman Diversion Expansion

- December 4, Staff provided a workshop to Recharge Operators to discuss proposed changes to the Freeman facility and to obtain feedback from frontline operators.
- December 19, Staff met with NMFS and CDFW to present the Improved Denil.
- *Please see the Monthly Environmental Services Department Report for updates on the Project’s environmental compliance and permitting process.*

Freeman Conveyance System Upgrade – Freeman to Ferro

- December 31, the Caltrans encroachment permit application was officially accepted for the Vineyard Ave Crossing.

OH Pipeline

- December 2, Staff held a meeting with Rio School District representatives. The Rio School District is seeking a connection from UWCD to provide fire flows for its Rio Real School Expansion Project.
- Staff distributed Notice to Test BPA letters to OH Customers as a requirement of the SWRCB’s new Cross-Connection Control Policy Handbook that took effect July 1, 2024.
- Staff began the preparation process for the 2025 Urban Water Management Plan.
- Staff continued to support O&M in the construction of a 6-inch waterline adjacent to Clearwell No. 2 intended to supply water for washdown of the clearwell cover and future storage shed.
- Staff continued to respond to data requests related to the Vineyard Mutual Water Company Consolidation Project.

OH Well Replacement

- Staff received a draft workplan from the consultant (Kyle Groundwater) for the rehabilitation of Well 17.

4.6 Engineering Department Monthly Report Information Item

Recycled Water Planning Activities

- December 18, Staff held a coordination meeting with the City of Oxnard and PVCWD. A meeting was set for the first week of January to review the City of Oxnard's draft Title 22 Engineering Report. UWCD and PVCWD continue to coordinate modifications to the short-term recycled water delivery operations plan.

Extraction Barrier and Brackish Water Treatment Project

- December 2, Staff finalized and submitted a response to Navy RFIs #1 through 4 regarding Phase 1A SAR, which was fully executed by NBVC on December 5. The SAR covers remaining field activities to complete the Phase 1 Project design.
- December 5, Staff received Navy RFIs #2 through 4 regarding Phase 1B SAR, requesting minor adjustments to the proposed extraction well sites EBB1, EBB3, and EBB4. On December 19, Staff responded and is now waiting for a response from NBVC.
- December 5, Staff submitted a Letter of Request to CNRSW for a Phase 1A license extension for 2 years (February 2026 to February 2028).

Asset Management/CMMS System

- Staff substantially completed the PV asset registry and utility binder.

Engineering File Digitization

- December 17, an agreement with ARC Document Scanning Solutions, LLC was executed by the AGM for Engineering File Digitization Services. This project will cover scanning services for the Engineering files currently located in a former tenant office at HQ.

Utility Requests

- December 30, Staff provided comments on a letter to the City of Camarillo for the proposed Faring Capital project, which impacts the existing PV Pipeline.

On-Call Services Agreements

- By the end of December, three on-call services agreements with Blaine Tech, Dudek, and Filipin Engineering were executed for 2025-2030.

Grants

- **Cal OES/ FEMA:**
 - HMGP – SFD SIP Projects (Outlet Works Improvement Project):
 - December 16, Staff submitted a response to Cal OES regarding Programmatic RFI No. 2 for the HMGP sub-application.
 - December 19, Staff submitted a response to Cal OES regarding BCA RFI No. 2.

4.6 Engineering Department Monthly Report Information Item

- SLCGP - Firewall & Network Switch Equipment Upgrades, Endpoint & Network Monitoring Installation, and Cybersecurity Vulnerability Review for the OT & SCADA Networking Systems
 - December 22, Staff submitted SLCGP Progress Report #1 to Cal OES.
- **CDFW:**
 - **Boating Access Grant Program – Lake Piru:**
 - November 7 (this update was not included in last month's staff report), a grant application was submitted to CDFW for \$363,000 for the Lake Piru Boating Access Enhancement Project. This project aims to rehabilitate pavement in the Marina area.
- **California Division of Boating and Waterways**
 - **Floating Restroom Program Grant – Lake Piru**
 - December 18, a DBW grant application was submitted for the replacement of two floating restrooms at Piru Lake.
- **OLDCC:**
 - December 4, Staff held an FY 25 DCIP grant application non-award debriefing meeting with OLDCC.

Professional Development (Conferences, Trainings, Webinars)

- December 3 - Staff attended the SAME Oxnard-Ventura Post Small Business Opportunities Forum, Networking & Luncheon at Fathomwerx, Port Hueneme.
- December 9 – Staff participated in the Budget Development Brown Bag.
- December 9 – Staff attended a prospective vendor presentation by Niricson who provides drone technology for concrete/spillway condition assessments.

Public Outreach Activities

- December 3 - Director Huber, the General Manager, and the AGM met with Rear Admiral Jarred at CNRSW Headquarters. The main outcome was to develop a Navy problem statement and engage with NAVFAC on opportunities to collaborate on NBVC water system improvements (e.g., IGSA). **(See Figure 1)**.
- December 4 – Staff attended the monthly Regional Defense Partnership Meeting.
- December 22 – Staff provided a tour to LCDR Rossman (Seabees) for potential IRT project opportunities (Ferro-Rose Basin recontouring, SFD erosion and drainage repairs, LPRA restroom rehabilitation). **(See Figure 2)**.

4.6 Engineering Department Monthly Report Information Item



Figure 1 - December 3 - Director Huber, the General Manager, and the AGM met with Rear Admiral Jarred at CNRSW Headquarters.

This space is intentionally left blank.

4.6 Engineering Department Monthly Report
Information Item



Figure 2 - December 22 – Staff provided a tour to LCDR Rossman (Seabees) for potential IRT project opportunities.

**4.6 Engineering Department Monthly Report
Information Item**

Acronym Index

Acronym	Definition
AFY	Acre-Feet per Year
AGM	Assistant General Manager
BCA	Benefit Cost Analysis
BPA	Backflow Prevention Assembly
Cal OES	California Governor's Office of Emergency Services
Caltrans	California Department of Transportation
CDFW	California Department of Fish and Wildlife
CMMS	Computerized Maintenance Management System
CNRSW	Commander Navy Region Southwest
DBW	Division of Boating and Waterways
DCIP	Defense Community Infrastructure Program
DHAC	(FERC) Division of Hydropower Administration and Compliance
DSOD	Division of Safety of Dams
DSSMR	Dam Safety Surveillance and Monitoring Report
DWR	California Department of Water Resources
EAP	Emergency Action Plan
EBB	Extraction Barrier and Brackish
FEMA	Federal Emergency Management Agency
FERC	Federal Regulatory Commission
FIP	Facility Improvement Project
HMGP	Hazard Mitigation Grant Program
HQ	Headquarters
IGSA	Intergovernmental Support Agreement
IRT	Innovative Readiness Training Program
LLC	Limited Liability Company
LCDR	Lieutenant Commander
LOG	Lower Olive Grove
LPRA	Lake Piru Recreation Area
NBVC	Naval Base Ventura County
NMFS	National Marine Fisheries Service
O&M	Operations and Maintenance
ODSP	Owner's Dam Safety Plan
OH	Oxnard-Hueneme
OLDCC	Office of Local Defense and Community Cooperation
OW	Outlet Works
PV	Pleasant Valley
PVCWD	Pleasant Valley County Water District
RFI	Request for Information

4.6 Engineering Department Monthly Report Information Item

Acronym	Definition
SAME	Society of American Military Engineers
SAR	Site Approval Request
SCADA	Supervisory Control and Data Acquisition
SFD	Santa Felicia Dam
SIP	Safety Improvement Project
SLCGP	State and Local Cybersecurity Grant Program
SWRCB	State Water Resources Control Board
WTP	Water Treatment Plant



STAFF REPORT

To: UWCD Board of Directors

Through: Mauricio Guardado, General Manager
Anthony A. Emmert, Assistant General Manager
Dr. Maryam Bral, Assistant General Manager

From: Marissa Caringella, Environmental Services Manager

Date: January 26, 2026 (February 11, 2026, meeting)

Agenda Item: **4.7 Environmental Services Department Monthly Report**
Information Item

Staff Recommendation:

Review this staff report from the Environmental Services Department (ES) staff regarding its activities for the month of December 2025, as well as receive a presentation of its highlights.

Discussion:

1. Santa Felicia Project Operations and Federal Energy Regulatory Commission License Support

Santa Felicia Dam Safety Improvement Project

On December 15, 2025, ES and Engineering staff met with the Federal Energy Commission (FERC) staff from the Division of Dam Safety and Inspection and the Division of Hydropower Administration and Compliance to discuss details of the Santa Felicia Dam Safety Improvement Project. FERC is actively working on United's FERC license amendment for the project.

Water Release Plan and Water Release and Ramping Rate Implementation Plan

Under the Water Release Plan and the FERC license for the Santa Felicia Project, United Water Conservation District (United) is required to make certain water releases from the Santa Felicia Dam for steelhead habitat and migration when specific triggers are met. Triggers for habitat water releases are based on cumulative rainfall within the water year. The measured cumulative rainfall for the 2025 water year did not exceed the triggers for enhanced water releases; therefore, the minimum required habitat water release between June 1 through October 1, 2025, was seven cubic feet per second. Beginning October 2, 2025, the minimum required water release was seven cubic feet per second through January 1, 2026.

4.7 Environmental Services Department Monthly Report Information Item

Lower Piru Creek Habitat Improvement Plan

As part of ongoing FERC license compliance, United is required to submit a draft Lower Piru Creek Habitat Improvement Plan (HIP) to FERC once approved by the National Marine Fisheries Service (NMFS). On October 15, 2025, United submitted a revised draft HIP to NMFS for review and approval. On December 15, 2025, United requested an extension of time from FERC to allow additional time for NMFS to complete their review.

Historic Properties Management Plan (HPMP)

On 5 Dec 2025, United's cultural consultant conducted surveys at Santa Felicia Dam and Lake Piru Recreation Area to support the HPMP 5-year update due to FERC in 2027.

Santa Felicia Dam Fish Passage Feasibility Studies

On December 30, 2025, United submitted a status update to FERC reporting continued development of final project deliverables for Santa Felicia Dam Fish Passage Pre-implementation Studies. United will file an additional status update with FERC by March 30, 2026.

Arroyo Toad Protection Plan and Revised Lower Piru Creek Herpetological Monitoring Plan

On December 18, 2025, ES staff filed the 2025 Arroyo Toad Protection Plan and Revised Lower Piru Creek Herpetological Monitoring Plan Annual Report with FERC.

Lake and Streambed Alteration Agreement – Lake Piru Recreation Area

On December 26, 2025, ES staff submitted the 2025 Annual Report and permit fees for Routine Maintenance Activities at the Lake Piru Recreation Area and Santa Felicia Project to the California Department of Fish and Wildlife (CDFW).

Santa Felicia Whitewater Boating Access – Lake Piru Recreation Area

On December 10, 2025, ES and Recreation staff sent the draft 2025 Whitewater Boating Access Annual Report to stakeholders for a 30-day comment period. The 2025 Annual Report will be filed with FERC on January 15, 2026.

2. Increased State Water Project Imports from Pyramid Lake to Lake Piru

On June 30, 2025, the Department of Water Resources (DWR) submitted United's requests for a variance to DWR and Los Angeles Department of Water and Power's FERC license for Pyramid Lake and for a temporary amendment to the Clean Water Act 401 Water Quality Certification (WQC) from the State Water Resources Control Board (SWRCB), to allow increased State Water Project (SWP) imports from Pyramid Dam to Lake Piru.

4.7 Environmental Services Department Monthly Report Information Item

On December 9, 2025, FERC issued an Environmental Assessment (EA) in accordance with the National Environmental Policy Act for the temporary variance. In the EA, FERC concluded that the temporary variance to allow releases up to 25,000 acre-feet per year would not result in long-term or significant effects to water quality and quantity, terrestrial and aquatic resources, geology and soils, or recreation resources, nor result in any effects to federally listed species. Based on typical FERC procedures, FERC recommended that the temporary variance be approved through February 28, 2027. FERC's final approval is pending the SWRCB's approval of a temporary amendment to the 401 WQC, expected in January 2026. ES staff will also continue to develop the proposal for a permanent license amendment to SWP importation limitations under DWR's FERC license for Pyramid Dam.

3. Freeman Diversion Operations

During the month of December 2025, ES staff supported Freeman Diversion operations and maintenance activities by coordinating with resource agencies as needed, conducting pre-project surveys, and providing on-site biological monitoring. Specifically, ES staff supported Operations and Maintenance staff with planning and operational responses to several storm systems. Rain gauges indicate that Ventura County experienced November and December rainfall totals over 300% of normal.

During the month of December 2025, ES staff also coordinated and planned for the upcoming steelhead migration season and start of Fish ladder operations (January through May).

On December 22, 2025, ES staff accompanied CDFW staff during monthly surveys upstream and downstream of the Freeman Diversion. No *O. mykiss* were observed.

4. Multiple Species Habitat Conservation Plan

On September 10, 2025, Judge Carter issued an Opinion in the Wishtoyo et al. v. United Water case which requires submittal of the Freeman Diversion Multiple Species Habitat Conservation Plan and incidental take permit (ITP) application under the federal Endangered Species Act, and state ITP and Lake and Streambed Alteration applications, by January 8, 2026.

On December 16, 2025, United staff met with NMFS West Coast Region staff to discuss the Improved Denil fish passage project, and on December 17, 2025, United staff met with CDFW staff to present the project. Additionally, on December 30, 2025, United staff met with CDFW staff to discuss permitting processes to support the January 8, 2026, permit deadlines outlined in Judge Carter's September Opinion, as a follow-up to a November 13, 2025, meeting on the same subject.

5. Quagga Mussel Management

Throughout the month of December 2025, ES staff continued conducting quagga mussel monitoring activities on Lake Piru, lower Piru Creek, and the spillway pool in accordance with the Quagga Mussel Monitoring and Control Plan.

4.7 **Environmental Services Department Monthly Report** **Information Item**

ES staff also continued quagga mussel veliger (larva) sampling in United's lower system and continues to coordinate regularly with Pleasant Valley County Water District.

6. Grant Efforts

On December 9, 2025, the U.S. Bureau of Reclamation (USBR) issued the final grant agreement for the WaterSMART Environmental Water Resource Projects program award to the Freeman Diversion Fish Screen and Fish Bypass System project. The grant award totals \$3 million for construction.

On December 12, 2025, Cal Fire notified United that the application submitted to the Wildfire Prevention FY 2025-2026 grant program, for removal of giant reed (*Arundo donax*) along the Santa Clara riverbed, was not selected for funding this round. United will seek feedback from the Cal Fire Grants Program Manager to improve future applications.

7. Miscellaneous

During the week of December 1, 2025, ES staff attended an egg and nest training through the Western Foundation of Vertebrate Zoology.

On December 2, 2025, ES staff toured the Ventura Wastewater Treatment Facility.

On December 3, 2025, ES and Water Resources staff provided a presentation on the hydrology and ecology of the Santa Clara River Watershed to students at Isbell Middle School.

On December 10 and 11, 2025, ES staff attended a webinar hosted by the Groundwater Resources Association regarding evaluating depletion of interconnected surface water and groundwater dependent ecosystems in the context of the Sustainable Groundwater Management Act.

On December 10, 2025, ES staff met with staff and volunteers from the Los Padres Forest Association (LPFA) at the Pothole Trail at the Lake Piru Recreation Area. LPFA is rerouting the trail to connect to the Pothole Trailhead parking lot.

On December 11, 2025, ES staff attended a webinar hosted by Environmental Science Associates titled, "Back to Business – Federal Policy Update Post-Shutdown."

On December 16, 2025, ES and Water Resources staff provided a tour of the Freeman Diversion to AWA members.

On December 16, 2025, ES and Water Resources staff provided a tour of the Freeman Diversion to the Isbell Middle School students.

On December 16, 2025, three new part-time ES Field Assistants started with United.

4.7 Environmental Services Department Monthly Report Information Item

On December 19, 2025, ES staff attended the USBR webinar addressing ongoing efforts to implement Secretary's Order 3446. The session provided an overview of the Order and highlighted key areas of emphasis, including that the USBR will reevaluate cost share requirements for the WaterSMART grant program.

On December 22, 2025, ES staff submitted supporting comment letters for four proposed rules to revise NMFS and U.S. Fish and Wildlife Service Endangered Species Act regulations.

On December 29, 2025, ES staff attended a tour of the Calleguas Salinity Management Pipeline, including the current and proposed alignments and outfall location.

During the week of December 29, 2025, ES staff reviewed the 2026 Draft Delta Science Plan for items that may impact United. The plan outlines the vision, principles, and approaches that guide science in the Sacramento-San Joaquin Delta

During the month of December 2025, United staff developed policy recommendations to assist CDFW in implementation of AB 1319, which creates a new "provisional candidate" structure for species protections under the California Endangered Species Act.

During the month of December 2025, ES staff provided input on updates to United's website as well as supported Water Resources staff with Extraction Barrier and Brackish Water Treatment Project monitoring well sampling and coordinated to continue support throughout 2026.